

FAGGIOLATI®



FAGGIOLATI®



法乔拉蒂全国服务热线: 400-822-5278

法乔拉蒂官方网址: www.faggiolatipump.com

Email: hotline@faggiolatipump.com

本手册仅为笼统陈述, 不提供任何类型的质保或保证。如需了解详情, 请联系法乔拉蒂公司。


样本编号 (Serial number E©:IM001 Rev.2) FAGGIOLATI 版权所有。

*内容若有变更, 恕不另行通知。

高压电机

High Voltage Motor

为您提供更完善的解决方案



目录 / CONTENTS

1/ Y、Y2、Y3 系列小型低压三相异步电动机

24/ Y 系列中型高压三相异步电动机

67/ YL 系列中型高压立式三相异步电动机

94/ Y 系列大型高压三相异步电动机

132/ YL 系列立式大型高压三相异步电动机

147/ J 系列中型三相异步电动机

170/ YJS 系列紧凑型中型高压三相异步电动机

184/ Y3 系列中型低压三相异步电动机

194/ Y、YR 系列(IP23)低压三相异步电动机 (机座号 280 ~ 355)



Y、Y2、Y3 系列小型低压三相异步电动机 (机座号 80~355)
Y, Y2, Y3 Series Small Sized Low Voltage Three-phase Induction Motors (H80~355)

Y、Y2、Y3 系列小型低压三相异步电动机
(机座号 80~355)

Y, Y2, Y3 Series Small Sized Low Voltage Three-phase Induction Motors
(H80~355)

Y、Y2、Y3-80 ~ 355 380V IP44 ~ IP55 三相异步电动机
Y, Y2, Y3-80 ~ 355 380V IP44 ~ IP55 Three-phase Induction Motors
YR315 ~ 355 380V IP44 ~ IP55 三相异步电动机
YR315 ~ 355 380V IP44 ~ IP54 Three-phase Induction Motors
Y、YR280 ~ 355 380V IP23 三相异步电动机
Y, YR280 ~ 355 380V IP23 Three-phase Induction Motors

1. 概述

Y、Y2、Y3 系列小型低压三相异步电动机 (机座号 80~315)是国家统一设计的系列产品，可靠性高，而 Y355，YR315~355 系列小型低压三相异步电动机是由我公司经过多年发展已趋成熟和完善的产品。

本系列产品用料考究，制造精良，具有高效节能、噪声低、振动小、运行可靠、使用安装维修方便等优点。

本系列电动机的功率等级、电气性能和安装尺寸及公差均符合国家标准 GB755《旋转电机定额和性能》国际电工委员会标准 IEC34-1《旋转电机定额和性能》和机械行业标准 JB/T10391-2002 等。

本系列电动机的外壳防护等级根据 GB4942.1 和 IEC34-5《旋转电机外壳防护等级》的标准分别有 IP44 、 IP54 和 IP55。

本系列电动机的冷却方法根据 GB/T1993 和 IEC34-6《旋转电机冷却方法》的标准为 IC411。

本系列电动机的结构及安装型式为 IMB3(卧式带底脚，端盖无凸缘)，IMB5(机座不带底脚，端盖有凸缘)，IMB35(机座带底脚，端盖有凸缘)，符合 GB997 和 IEC34-7《电机结构及安装型式代号》的规定。

本样本内表中列出了 380V 级各种规格电动机的技术数据及安装尺寸，并可派生 440V、660V 级等各种规格的电动机。

1. General

Y, Y2, Y3 series of small low-voltage three-phase asynchronous motors (No. 80-315) is a series of products of national unified design, with high reliability, while Y355, YR315-355 series of small low-voltage three-phase asynchronous motors are mature and perfected by our company after years of development.

This series products adopt the high quality materials, good manufacturing process, have the characteristics of high efficiency and energy-saving, small vibration, reliable operating and convenient for mounting and maintenance etc.

The power grade, electric property, mounting dimensions and tolerance are coincident with national standard GB755 Rotating Electric Motor Rating and Property, International Electrical Committee standard IEC34-1 Rotating Electric Motor Rating and Property, and machinery industry standards JB/T10391-2002 etc.

The out cover protections of this series of motor are IP44, IP54 and IP55 in accordance with the standard of GB4942.1 and IEC34-5 Enclosure Protection Levels of Rotating Electrical Machine.

The cooling method is IC411 in accordance with the standard of GB/T1993 and IEC34-6 Cooling Methods of Rotating Electrical Machine.

The structure and Installation method of this series of motor is IMB3 (horizontal with footing, end shield without flange), IMB5 (frame without footing, end shield with flange), IMB35 (frame with footing, end shield with flange), which complies with the specifications of GB997 and IEC 34-7 Motor Structure and Mounting Type Code.

This sample table lists the technical data and installation sizes of 380V level series motor, and may derive the 440V and 660V level motors in all sizes.

Y、Y2、Y3 系列小型低压三相异步电动机 (机座号 80~355)

Y, Y2, Y3 Series Small Sized Low Voltage Three-phase Induction Motors (H80~355)

Y、Y2、Y3 系列小型低压三相异步电动机 (机座号 80~355)

Y, Y2, Y3 Series Small Sized Low Voltage Three-phase Induction Motors (H80~355)

2. 使用范围

本系列电动机可用于驱动各种通用机械如压缩机、通风机、水泵、切削机床、运输机械及其它机械设备，在矿山、机械、石化行业、发电厂等各种工矿企业中作原动机使用，用以驱动大转动惯量的鼓风机、磨煤机、轧钢机、卷扬机、破碎机、皮带机等机械的电动机应在订货时提供有关技术资料，签定技术协议，作为电机特殊设计的依据，以确保电机可靠运行。

电动机正常工作基本条件:

- (1) 海拔不超过 1000m;
- (2) 最高环境空气温度不超过 40℃; 最低环境空气温度为-15℃;
- (3) 最湿月月平均最高相对湿度为 90%同时该月月平均最低温度不高于 25℃;
- (4) 电源频率为 50Hz \pm 1%;
- (5) 工作电压变化范围不大于额定电压 \pm 5%;
- (6) 电动机定额为连续工作制 S1。

2. Application Ranges

This series of motor may be used for driving all kinds of general machines such as the compressor, ventilation fan, water pump, stock-removing machine, transportation machines and other mechanical equipment, and are applied as the prime mover in all industrial and mining enterprises such as the mine, machinery, petrochemical industry and power plant, etc. If the users place an order for the motors that are used for driving the machines with huge rotary inertia such as the blower, coal grinder, rolling machine, crusher, belt machine, etc, they shall provide us with relevant technical data, sign the technical agreement with us as the basis for specific design of motor to ensure the reliable operation of motor.

Normal operation conditions for motor:

- (1) Sea level is not over 1000m;
- (2) The highest ambient temperature is not over 40°C, The lowest ambient temperature is -15°C;
- (3) In moist month, the monthly overage highest relative humidity is 90%, at the same time, the monthly overage lowest temperature is not over 25°C;
- (4) The frequency of power source is 50Hz \pm 1%;
- (5) The variation of work voltage is not over rated voltage \pm 5%;
- (6) Motor rating is continuous operation system S1.

3. 型号说明

电动机型号按 GB4831 的规定由产品代号、规格代号二部分依次排列组成。产品代号由电机系列代号表示，含义如下

Y、Y2、Y3— 鼠笼转子三相异步电动机

YR—绕线转子三相异步电动机

规格代号由中心高、铁芯长度序号、极数组成。

示 例:



3. Type Description

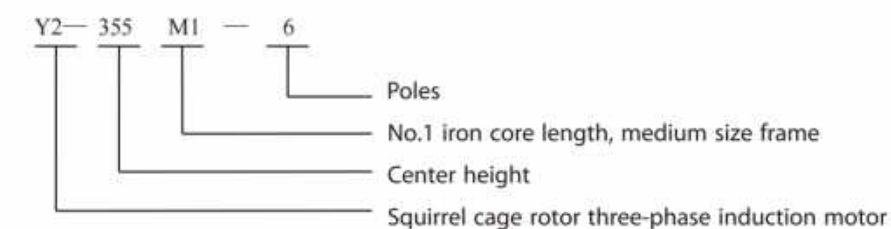
The motor type is composed of the product code and size code in accordance with the regulations of GB4831. The product code is represented by the motor series code which meaning is show as belows:

Y、Y2、Y3—Squirrel cage rotor three-phase induction motor

YR—Wound rotor three-phase induction motor

The size code is composed of the center height, core length sequence and pole quantity.

Example:



Y、Y2、Y3 系列小型低压三相异步电动机 (机座号 80~355)

Y, Y2, Y3 Series Small Sized Low Voltage Three-phase Induction Motors (H80~355)

Y、Y2、Y3 系列小型低压三相异步电动机 (机座号 80~355)

Y, Y2, Y3 Series Small Sized Low Voltage Three-phase Induction Motors (H80~355)

4. 结构说明

电动机机座和端盖均采用高强度铸铁，定子采用外压装结构。中心高 315、355 定子绕组采用扁铜成型硬绕组或圆铜线散嵌软绕组。采用 B 级或 F 级绝缘材料，绕组端部固定采用特殊绑扎工艺、牢固可靠，整个定子采用真空压力浸渍 F 级无溶剂漆 (VPI) 处理，由此，电动机具有优良可靠的绝缘性能和防潮、抗冲击能力。

本系列电动机鼠笼转子采用铸铝转子，运行可靠；绕线转子采用 F 级绝缘材料，进行真空压力浸渍 F 级无溶剂漆 (VPI) 处理。

轴承为滚动轴承，其基本型式的防护等级为 IP44。如电机具有较高的防护等级时，轴承的防护等级也随之提高。

315~355 电机配备不停机加油和排油装置，可用专用加油工具进行不停机加排油。

主出线盒为密封结构，防护等级为 IP54，一般装于电机右侧（从轴伸端看），根据用户需要也能装于左侧，出线盒内有单独的接地端子。

4. Construction Description

The frame and end-shield of this series motors are made of cast iron, the stator employs the external pressing structure. Stator winding (H315, 355) is composed of flat copper formed hard coil or circular copper soft formed coil; the winding is made of class B or F insulation, the fixing of winding terminals employs the reliable special binding process. The whole stator employs the vacuum pressure impregnation class F solventless paint (VPI) for treatment. Thus, the motor has the excellent and reliable insulation performance and damp-proof and shock resistance.

This series motor's squirrel cage rotors adopt cast-aluminum rotor running reliably. The wound rotor adopts F class insulation material, and employs the vacuum pressure impregnation class F solventless paint (VPI) for treatment.

The motor employs the rolling bearing structure and the basic protection class is IP44. If the motors have higher protection class, the bearing protection class will increased accordingly.

The H 315~355 series motor has the special oil filling tools may be used for filling and exhausting the oil without stopping the machine.

The main terminal box employs the sealed structure, and the protection class is IP54. They are generally installed in the motor's right side (view facing shaft end of the electric motor). It also can installed in the motor's left side according to the requirement of users. The box has the separate grounding terminals.

5. 鼠笼型异步电动机的起动(Y 系列)

鼠笼型异步电动机的转子采用了先进的计算技术来计算鼠笼转子的起动温升和应力，以防电动机因起动负载过重而导致电机早期损坏。建议用户核查：

- (1)被驱动机械设备转动部分的转动惯量(折算到电动机转速后)应不超过技术数据表中[负载 J]项的数值；
- (2)用户的电网应保证电动机在起动过程中的电机端电压不低于额定电压的 85%；
- (3)被传动机械的阻力矩特性为水泵、风机类阻力矩特性。

在上述条件下，电动机允许在实际冷状态下连续起动两次，电动机在两次起动之间为自然停车；或者在电动机热状态下起动一次。超出以上限制的再次起动电动机应在停车 1 小时以后。

如果需要电动机传动的机械转动部分的转动惯量超过技术数据表中的(负载 J)数值，或要求频繁起动电动机，或有可能带重负载起动的电动机，务必请事先和我公司联系协商，以便特殊设计，确保电动机的可靠起动。

5. Starting of Squirrel Cage Type Induction Motor

The rotor of induction motor have adopted the advanced computer technique to calculate the temperature and pressure of the squirrel rotor, thus to avoid the motor's destroy at a early period because of the motor's overloaded while starting. So we suggest users to check the items as follows:

- (1) The moment of inertial (after being converted to motor's rotating speed) of the rotating part of the driven mechanical equipment should not over these values of (loading J) item shown in the technical table;
- (2) Customers should guarantee the voltage of electric network across the motor's terminals not lower than 85% of the rated value during starting;
- (3) The resistance moment feature of driven machines is the resistance moment feature of water pump and fan.

Under the above mentioned conditions, motor may be permitted to be started at actual cold condition for twice continuously, or at hot condition for once, the interval of two times starting is natural stoppage. If there is need to start over limit, it must wait for one hour.

If the moment of inertia of the mechanical rotating part of the driven machinery is over the value shown in (loading J) item of technical data, or there is a requirement to start motor frequently, or it is possible to start the motor under heavy loading, it is necessary to contact with our company for negotiating about specific design so as to ensure the reliable start-up of motor.

Y、Y2、Y3 系列小型低压三相异步电动机 (机座号 80~355)

Y, Y2, Y3 Series Small Sized Low Voltage Three-phase Induction Motors (H80~355)

Y、Y2、Y3 系列小型低压三相异步电动机 (机座号 80~355)

Y, Y2, Y3 Series Small Sized Low Voltage Three-phase Induction Motors (H80~355)

6. 订货须知

请在订货时注明以下内容:

- (1) 电 机 型 号 : Y355M1-6
- (2) 额 定 频 率 : 50Hz
- (3) 额 定 功 率 : 160kW
- (4) 额 定 电 压 : 380V
- (5) 极 数 : 6 极
- (6) 防 护 等 级 : IP54
- (7) 冷 却 方 法 : IC411
- (8) 安 装 型 式 : IMB3
- (9) 旋 转 方 向 : 顺时针方向 (面对电动机轴伸端看)
- (10) 出 线 盒 位 置 : 电动机右侧 (面对电动机轴伸端看)

6. Order Information

Please specify the following items when placing the order:

- (1) Motor type: Y355M1-6
- (2) Rated frequency: 50Hz
- (3) Rated power: 160kW
- (4) Rated voltage: 380V
- (5) Poles: 6-pole
- (6) Protection class: IP54
- (7) Cooling method: IC411
- (8) Installation method: IMB3
- (9) Rotating direction: Clockwise (view facing shaft end of electrical motor)
- (10) Position of terminal box: Right side of motor (view facing shaft end of electrical motor)

7. 注意事项

- (1) 核查被驱动机械设备转动惯量(折算到电动机的转速后), 请查阅前述第 5 章: 鼠笼型电动机的启动;
- (2) 如工作条件有变化或其它特殊要求, 需另签订技术协议方可签订货合同;
- (3) 样本内表中所列的技术性能数据均为保证值, 供设计选用和定货时参考;
- (4) 随着技术的进步和有关国内外标准的修改, 样本内技术数据及尺寸有所变动, 不另行通知, 订货后请向我公司索取正式外形图。

7. Notice

- (1) To check the moment of inertia (after being converted to motor's rotating speed) of rotating part of the driven machinery, please to consult the content of the fifth section: Squirrel cage type motor starting;
- (2) If working condition being changed or other special requirement, it is necessary to sign a technical agreement before ordering;
- (3) All technical property values shows in the sample table are guarantee values, which is a reference for design and ordering;
- (4) Due to the technology development and the revise of relative state standards, if here have any changes in the technical data, we would not prior notice. After ordering, please to ask for the formal outline drawing of our company.

Y、Y2、Y3 系列小型低压三相异步电动机 (机座号 80~355)

Y、Y2、Y3 系列小型低压三相异步电动机 (机座号 80~355)

Y, Y2, Y3 Series Small Sized Low Voltage Three-phase Induction Motors (H80~355)

Y, Y2, Y3 Series Small Sized Low Voltage Three-phase Induction Motors (H80~355)

8. 技术数据表

8. Technical data

Y (IP44、IP54、IP55) 系列技术数据 (380V) 保证值

Y (IP44, IP54, IP55) series technical data (380V) guarantee value

型号	额定功率 (kW)	额定转速 (r/min)	定子电流 (A)	额定效率 (%)	功率因数 cos φ	堵转电流 Ist/In	堵转转矩 Tst/Tn	最大转矩 Tm/Tn	转动惯量 GD ² /4 (kg·m ²)		参考重量 (kg)
									电机 Jm	负载 J	
Y801-2	0.75	2970	1.8	75.0	0.84	6.1	2.2	2.3		0.3	16
Y802-2	1.1	2970	2.6	76.2	0.86	7.0	2.2	2.3		0.4	17
Y90S-2	1.5	2940	3.4	78.5	0.85	7.0	2.2	2.3		0.5	22
Y90L-2	2.2	2940	4.8	81.0	0.86	7.0	2.2	2.3		0.8	25
Y100L-2	3	2970	6.3	82.6	0.87	7.5	2.2	2.3		1.0	33
Y112M-2	4	2970	8.3	84.2	0.87	7.5	2.2	2.3		1.4	45
Y132S1-2	5.5	2940	11.1	85.7	0.88	7.5	2.0	2.3		1.7	64
Y132S2-2	7.5	2940	14.9	87.0	0.88	7.5	2.0	2.3		2.4	70
Y160M1-2	11	2940	21.5	88.4	0.88	7.5	2.0	2.3		3.5	117
Y160M2-2	15	2940	29.0	89.4	0.88	7.5	2.0	2.3		4.7	125
Y160L-2	18.5	2940	35.1	90.0	0.89	7.5	2.0	2.2		5.9	147
Y180M-2	22	2940	41.5	90.5	0.89	7.5	2.0	2.2		7.0	180
Y200L1-2	30	2950	56.0	91.4	0.89	7.5	2.0	2.2		9.4	240
Y200L2-2	37	2950	68.7	92.0	0.89	7.5	2.0	2.2		11.6	260
Y225M-2	45	2970	83.1	92.5	0.89	7.5	2.0	2.2		14.0	325
Y250M-2	55	2970	101.0	93.0	0.89	7.5	2.0	2.2		17.1	395
Y280S-2	75	2970	136.8	93.6	0.89	7.5	2.0	2.2	1	22.3	500
Y280M-2	90	2970	163.6	93.9	0.89	7.5	2.0	2.2	1	26.9	550
Y315S-2	110	2980	199.8	94.0	0.89	7.1	1.8	2.2	2	28.5	875
Y315M-2	132	2980	238.5	94.5	0.89	7.1	1.8	2.2	2	34.6	950
Y315L1-2	160	2980	288.7	94.6	0.89	7.1	1.8	2.2	2	42.4	1070
Y315L2-2	185	2980	333.2	94.8	0.89	7.1	1.8	2.2	2	51.3	1180
Y315L2-2	200	2980	360.2	94.8	0.89	7.1	1.8	2.2	2	53.5	1190
Y355M1-2	220	2980	396.2	94.8	0.89	7.1	1.2	2.2	3	37.7	1350
Y355M2-2	250	2980	443.3	95.2	0.90	7.1	1.2	2.2	4	42.2	1400
Y355L1-2	280	2980	496.0	95.3	0.90	7.1	1.2	2.2	4	47.8	1550
Y355L2-2	315	2980	557.4	95.4	0.90	7.1	1.2	2.2	5	53.2	1650
Y801-4	0.55	1450	1.5	71.0	0.76	5.2	2.4	2.3		0.9	17
Y802-4	0.75	1450	2.1	73.0	0.76	6.0	2.3	2.3		1.1	18
Y90S-4	1.1	1470	2.8	76.2	0.78	6.0	2.3	2.3		1.6	22
Y90L-4	1.5	1470	3.7	78.5	0.79	6.0	2.3	2.3		2.2	27
Y100L1-4	2.2	1470	5.0	81.0	0.82	7.0	2.2	2.3		3.1	34
Y100L2-4	3	1470	6.8	82.6	0.81	7.0	2.2	2.3		4.2	38
Y112M-4	4	1450	8.8	84.2	0.82	7.0	2.2	2.3		5.7	43
Y132S-4	5.5	1470	11.6	85.7	0.84	7.0	2.2	2.3		7.7	68
Y132M-4	7.5	1470	15.4	87.0	0.85	7.0	2.2	2.3		10.4	81
Y160M-4	11	1470	22.5	88.4	0.84	7.0	2.2	2.3		15.3	123
Y160L-4	15	1470	30.0	89.4	0.85	7.5	2.2	2.3		20.9	144
Y180M-4	18.5	1470	36.3	90.0	0.86	7.5	2.0	2.2		23.4	180
Y180L-4	22	1470	42.9	90.5	0.86	7.5	2.0	2.2		27.9	195
Y200L-4	30	1470	57.3	91.4	0.87	7.2	2.0	2.2		38.0	260
Y225S-4	37	1480	70.2	92.0	0.87	7.2	1.9	2.2		43.9	305
Y225M-4	45	1480	84.0	92.5	0.88	7.2	1.9	2.2		53.4	335
Y250M-4	55	1480	102.1	93.0	0.88	7.2	2.0	2.2		69	420
Y280S-4	75	1480	138.3	93.6	0.88	7.2	1.9	2.2	2	87	520
Y280M-4	90	1480	163.6	93.9	0.89	7.2	1.9	2.2	2	105	610

Y (IP44、IP54、IP55) 系列技术数据 (380V) 保证值

Y (IP44, IP54, IP55) series technical data (380V) guarantee value

型号	额定功率 (kW)	额定转速 (r/min)	定子电流 (A)	额定效率 (%)	功率因数 cos φ	堵转电流 Ist/In	堵转转矩 Tst/Tn	最大转矩 Tm/Tn	转动惯量 GD ² /4 (kg·m ²)		参考重量 (kg)
									电机 Jm	负载 J	
Y315S-4	110	1485	198.7	94.5	0.89	6.9	1.8	2.2	3	120	875
Y315M-4	132	1485	237.7	94.8	0.89	6.9	1.8	2.2	4	143	1025
Y315L1-4	160	1485	287.8	94.9	0.89	6.9	1.8	2.2	4	175	1135
Y315L2-4	185	1485	332.8	94.9	0.89	6.9	1.8	2.2	5	205	1250
Y315L2-4	200	1485	359.8	94.9	0.89	6.9	1.8	2.2	5	218	1255
Y355M1-4	220	1480	403.6	95.2	0.87	6.9	1.4	2.2	6	186	1350
Y355M2-4	250	1480	458.6	95.2	0.87	6.9	1.4	2.2	7	212	1450
Y355L1-4	280	1480	513.7	95.2	0.87	6.9	1.4	2.2	8	237	1550
Y355L2-4	315	1480	577.9	95.2	0.87	6.9	1.4	2.2	9	266	1650
Y90S-6	0.75	970	2.4	69.0	0.70	5.5	2.0	2.2		2	23
Y90L-6	1.1	970	3.2	72.0	0.72	5.5	2.0	2.2		3	25
Y100L-6	1.5	970	4.1	76.0	0.74	5.5	2.0	2.2		4	33
Y112M-6	2.2	980	5.7	79.0	0.74	6.5	2.0	2.2		6	45
Y132S-6	3	970	7.4	81.0	0.76	6.5	2.0	2.2		9	73
Y132M1-6	4	970	9.6	82.0	0.77	6.5	2.0	2.2		12	73
Y132M2-6	5.5	970	12.8	84.0	0.78	6.5	2.0	2.2		16	84
Y160M-6	7.5	970	17.0	86.0	0.78	6.5	2.0	2.0		22	119
Y160L-6	11	970	24.5	87.5	0.78	6.5	2.0	2.0		32	140
Y180L-6	15	970	31.6	89.0	0.81	7.0	2.0	2.0		44	185
Y200L1-6	18.5	970	37.6	90.0	0.83	7.0	2.0	2.0		54	235
Y200L2-6	22	970	44.7	90.0	0.83	7.0	2.0	2.0		64	240
Y225M-6	30	980	58.6	91.5	0.85	7.0	1.7	2.0		73	310
Y250M-6	37	980	71.1	92.0	0.86	7.0	1.7	2.0		90	395
Y280S-6	45	980	85.0	92.5	0.87	7.0	1.8	2.0	2	113	500
Y280M-6	55	980	103.5	92.8	0.87	7.0	1.8	2.0	2	139	555
Y315S-6	75	985	140.1	93.5	0.87	7.0	1.6	2.0	4	165	885
Y315M-6	90	985	167.6	93.8	0.87	7.0	1.6	2.0	4	199	965
Y315L1-6	110	985	204.4	94.0	0.87	6.7	1.6	2.0	5	243	1100
Y315L2-6	132	985	244.7	94.2	0.87	6.7	1.6	2.0	6	292	1165
Y355M1-6	160	980	299.1	94.5	0.86	6.7	1.3	2.0	7	289	1350
Y355M2-6	185	980	345.9	94.5	0.86	6.7	1.3	2.0	8	335	1400
Y355M3-6	200	980	373.9	94.5	0.86	6.7	1.3	2.0	9	361	1500
Y355L1-6	220	980	411.3	94.5	0.86	6.7	1.3	2.0	10	397	1550
Y355L2-6	250	980	467.4	94.5	0.86	6.7	1.3	2.0	11	452	1650
Y132S-8	2.2	730	5.8	80.5	0.71	6.0	2.0	2.0		11	63
Y132M-8	3	730	7.7	82.0	0.72	6.0	2.0	2.0		15	79
Y160M1-8	4	730	9.9	84.0	0.73	6.0	2.0	2.0		21	118
Y160M2-8	5.5	730	13.3	85.0	0.74	6.0	2.0	2.0		28	119
Y160L-8	7.5	730	17.7	86.0	0.75	6.0	2.0	2.0		39	145
Y180L-8	11	730	24.8	87.5	0.77	6.6	1.7	2.0		48	185
Y200L-8	15	730	34.1	88.0	0.76	6.6	1.8	2.0		69	235
Y225S-8	18.5	730	41.3	89.5	0.76	6.6	1.7	2.0		81	280
Y225M-8	22	730	47.6	90.0	0.78	6.6	1.8	2.0		102	315
Y250M-8	30	730	63.0	90.5	0.80	6.6	1.8	2.0		139	395
Y280S-8	37	740	78.2	91.0	0.79	6.6	1.8	2.0	2	164	500
Y280M-8	45	740	93.2	91.7	0.80	6.6	1.8	2.0	2	200	555
Y315S-8	55	740	113.5	92.0	0.80	6.6	1.6	2.0	4	216	880
Y315M-8	75	740	152.1	92.5	0.81	6.6	1.6	2.0	5	295	1080
Y315L1-8	90	740	179.3	93.0	0.82	6.6	1.6	2.0	6	354	1120
Y315L2-8	110	740	218.5	93.3	0.82	6.4	1.6	2.0	7	433	1150

Y、Y2、Y3 系列小型低压三相异步电动机 (机座号 80~355)

Y, Y2, Y3 Series Small Sized Low Voltage Three-phase Induction Motors (H80~355)

Y、Y2、Y3 系列小型低压三相异步电动机 (机座号 80~355)

Y, Y2, Y3 Series Small Sized Low Voltage Three-phase Induction Motors (H80~355)

Y (IP44, IP54, IP55) 系列技术数据 (380V) 保证值

Y (IP44, IP54, IP55) series technical data (380V) guarantee value

型号	额定功率 (kW)	额定转速 (r/min)	定子电流 (A)	额定效率 (%)	功率因数 $\cos\phi$	堵转电流 Ist/In	堵转转矩 Tst/Tn	最大转矩 Tm/Tn	转动惯量 GD ² /4 (kg·m ²)		参考重量 (kg)
									电机 Jm	负载 J	
Y355M1-8	132	740	264.0	93.8	0.81	6.4	1.3	2.0	8	421	1400
Y355M2-8	160	740	319.3	94.0	0.81	6.4	1.3	2.0	9	511	1500
Y355L1-8	185	740	368.4	94.2	0.81	6.4	1.3	2.0	10	591	1550
Y355L2-8	200	740	397.8	94.3	0.81	6.4	1.3	2.0	11	638	1650
Y315S-10	45	590	101.0	91.5	0.74	6.2	1.4	2.0	5	243	860
Y315M-10	55	590	122.7	92.0	0.74	6.2	1.4	2.0	5	298	970
Y315L2-10	75	590	164.3	92.5	0.75	6.2	1.4	2.0	6	407	1180
Y355M-10	90	585	189.3	93.8	0.77	6.2	1.2	2.0	7	425	1350
Y355M1-10	110	585	227.9	94.0	0.78	6.0	1.2	2.0	9	519	1400
Y355M2-10	132	585	273.0	94.2	0.78	6.0	1.2	2.0	10	623	1550
Y355L-10	160	595	333	93.5	0.78	6.0	1.3	2.0	11	805	1655
Y355L-12	132	493	234	92.8	0.77	6.0	1.3	2.0	11	803	1615

Y2 (IP54) 系列技术数据 (380V) 保证值

Y2 (IP54) series technical data (380V) guarantee value

型号	额定功率 (kW)	额定转速 (r/min)	定子电流 (A)	额定效率 (%)	功率因数 $\cos\phi$	堵转电流 Ist/In	堵转转矩 Tst/Tn	最大转矩 Tm/Tn	转动惯量 GD ² /4 (kg·m ²)		参考重量 (kg)
									电机 Jm	负载 J	
Y2-801-2	0.75	2970	1.8	75.0	0.84	6.1	2.2	2.3		0.3	16
Y2-802-2	1.1	2970	2.6	76.2	0.86	7.0	2.2	2.3		0.4	17
Y2-90S-2	1.5	2940	3.4	78.5	0.85	7.0	2.2	2.3		0.5	22
Y2-90L-2	2.2	2940	4.8	81.0	0.86	7.0	2.2	2.3		0.8	25
Y2-100L-2	3	2970	6.3	82.6	0.87	7.5	2.2	2.3		1.0	33
Y2-112M-2	4	2970	8.3	84.2	0.87	7.5	2.2	2.3		1.4	45
Y2-132S1-2	5.5	2940	11.1	85.7	0.88	7.5	2.0	2.3		1.7	64
Y2-132S2-2	7.5	2940	14.9	87.0	0.88	7.5	2.0	2.3		2.4	70
Y2-160M1-2	11	2940	21.5	88.4	0.88	7.5	2.0	2.3		3.5	117
Y2-160M2-2	15	2940	29.0	89.4	0.88	7.5	2.0	2.3		4.7	125
Y2-160L-2	18.5	2940	35.1	90.0	0.89	7.5	2.0	2.2		5.9	147
Y2-180M-2	22	2940	41.5	90.5	0.89	7.5	2.0	2.2		7.0	180
Y2-200L1-2	30	2950	56.0	91.4	0.89	7.5	2.0	2.2		9.4	240
Y2-200L2-2	37	2950	68.7	92.0	0.89	7.5	2.0	2.2		11.6	260
Y2-225M-2	45	2970	83.1	92.5	0.89	7.5	2.0	2.2		14.0	325
Y2-250M-2	55	2970	101.0	93.0	0.89	7.5	2.0	2.2		17.1	395
Y2-280S-2	75	2970	136.8	93.6	0.89	7.5	2.0	2.2	1	22.3	500
Y2-280M-2	90	2970	163.6	93.9	0.89	7.5	2.0	2.2	1	26.9	550
Y2-315S-2	110	2980	199.8	94.0	0.89	7.1	1.8	2.2	2	28.5	875
Y2-315M-2	132	2980	238.5	94.5	0.89	7.1	1.8	2.2	2	34.6	950
Y2-315L1-2	160	2980	288.7	94.6	0.89	7.1	1.8	2.2	2	42.4	1070
Y2-315L2-2	185	2980	333.2	94.8	0.89	7.1	1.8	2.2	2	51.3	1180
Y2-315L2-2	200	2980	360.2	94.8	0.89	7.1	1.8	2.2	2	53.5	1190
Y2-355M1-2	220	2980	396.2	94.8	0.89	7.1	1.2	2.2	3	37.7	1350
Y2-355M2-2	250	2980	443.3	95.2	0.90	7.1	1.2	2.2	4	42.2	1400
Y2-355L1-2	280	2980	496.0	95.3	0.90	7.1	1.2	2.2	4	47.8	1550
Y2-355L2-2	315	2980	557.4	95.4	0.90	7.1	1.2	2.2	5	53.2	1650
Y2-801-4	0.55	1450	1.5	71.0	0.76	5.2	2.4	2.3		0.9	17
Y2-802-4	0.75	1450	2.1	73.0	0.76	6.0	2.3	2.3		1.1	18
Y2-90S-4	1.1	1470	2.8	76.2	0.78	6.0	2.3	2.3		1.6	22
Y2-90L-4	1.5	1470	3.7	78.5	0.79	6.0	2.3	2.3		2.2	27
Y2-100L1-4	2.2	1470	5.0	81.0	0.82	7.0	2.2	2.3		3.1	34
Y2-100L2-4	3	1470	6.8	82.6	0.81	7.0	2.2	2.3		4.2	38
Y2-112M-4	4	1450	8.8	84.2	0.82	7.0	2.2	2.3		5.7	43
Y2-132S-4	5.5	1470	11.6	85.7	0.84	7.0	2.2	2.3		7.7	68
Y2-132M-4	7.5	1470	15.4	87.0	0.85	7.0	2.2	2.3		10.4	81
Y2-160M-4	11	1470	22.5	88.4	0.84	7.0	2.2	2.3		15.3	123
Y2-160L-4	15	1470	30.0	89.4	0.85	7.5	2.2	2.3		20.9	144
Y2-180M-4	18.5	1470	36.3	90.0	0.86	7.5	2.0	2.2		23.4	180
Y2-180L-4	22	1470	42.9	90.5	0.86	7.5	2.0	2.2		27.9	195
Y2-200L-4	30	1470	57.3	91.4	0.87	7.2	2.0	2.2		38.0	260
Y2-225S-4	37	1480	70.2	92.0	0.87	7.2	1.9	2.2		43.9	305
Y2-225M-4	45	1480	84.0	92.5	0.88	7.2	1.9	2.2		53.4	335
Y2-250M-4	55	1480	102.1	93.0	0.88	7.2	2.0	2.2		69	420
Y2-280S-4	75	1480	138.3	93.6	0.88	7.2	1.9	2.2	2	87	520
Y2-280M-4	90	1480	163.6	93.9	0.89	7.2	1.9	2.2	2	105	610

Y、Y2、Y3 系列小型低压三相异步电动机 (机座号 80~355)

Y, Y2, Y3 Series Small Sized Low Voltage Three-phase Induction Motors (H80~355)

Y、Y2、Y3 系列小型低压三相异步电动机 (机座号 80~355)

Y, Y2, Y3 Series Small Sized Low Voltage Three-phase Induction Motors (H80~355)

Y2 (IP54) 系列技术数据 (380V) 保证值

Y 2(IP54) series technical data (380V) guarantee value

型号	额定功率 (kW)	额定转速 (r/min)	定子电流 (A)	额定效率 (%)	功率因数 cosφ	堵转电流 额定电流	堵转转矩 额定转矩	最大转矩 额定转矩	转动惯量 GD ² /4 (kg·m ²)		参考重量 (kg)
									电机 J _m	负载 J	
Y2-315S-4	110	1485	198.7	94.5	0.89	6.9	1.8	2.2	3	120	875
Y2-315M-4	132	1485	237.7	94.8	0.89	6.9	1.8	2.2	4	143	1025
Y2-315L1-4	160	1485	287.8	94.9	0.89	6.9	1.8	2.2	4	175	1135
Y2-315L2-4	185	1485	332.8	94.9	0.89	6.9	1.8	2.2	5	205	1250
Y2-315L2-4	200	1485	359.8	94.9	0.89	6.9	1.8	2.2	5	218	1255
Y2-355M1-4	220	1480	403.6	95.2	0.87	6.9	1.4	2.2	6	186	1350
Y2-355M2-4	250	1480	458.6	95.2	0.87	6.9	1.4	2.2	7	212	1450
Y2-355L1-4	280	1480	513.7	95.2	0.87	6.9	1.4	2.2	8	237	1550
Y2-355L2-4	315	1480	577.9	95.2	0.87	6.9	1.4	2.2	9	266	1650
Y2-90S-6	0.75	970	2.4	69.0	0.70	5.5	2.0	2.2		2	23
Y2-90L-6	1.1	970	3.2	72.0	0.72	5.5	2.0	2.2		3	25
Y2-100L-6	1.5	970	4.1	76.0	0.74	5.5	2.0	2.2		4	33
Y2-112M-6	2.2	980	5.7	79.0	0.74	6.5	2.0	2.2		6	45
Y2-132S-6	3	970	7.4	81.0	0.76	6.5	2.0	2.2		9	73
Y2-132M1-6	4	970	9.6	82.0	0.77	6.5	2.0	2.2		12	73
Y2-132M2-6	5.5	970	12.8	84.0	0.78	6.5	2.0	2.2		16	84
Y2-160M-6	7.5	970	17.0	86.0	0.78	6.5	2.0	2.0		22	119
Y2-160L-6	11	970	24.5	87.5	0.78	6.5	2.0	2.0		32	140
Y2-180L-6	15	970	31.6	89.0	0.81	7.0	2.0	2.0		44	185
Y2-200L1-6	18.5	970	37.6	90.0	0.83	7.0	2.0	2.0		54	235
Y2-200L2-6	22	970	44.7	90.0	0.83	7.0	2.0	2.0		64	240
Y2-225M-6	30	980	58.6	91.5	0.85	7.0	1.7	2.0		73	310
Y2-250M-6	37	980	71.1	92.0	0.86	7.0	1.7	2.0		90	395
Y2-280S-6	45	980	85.0	92.5	0.87	7.0	1.8	2.0	2	113	500
Y2-280M-6	55	980	103.5	92.8	0.87	7.0	1.8	2.0	2	139	555
Y2-315S-6	75	985	140.1	93.5	0.87	7.0	1.6	2.0	4	165	885
Y2-315M-6	90	985	167.6	93.8	0.87	7.0	1.6	2.0	4	199	965
Y2-315L1-6	110	985	204.4	94.0	0.87	6.7	1.6	2.0	5	243	1100
Y2-315L2-6	132	985	244.7	94.2	0.87	6.7	1.6	2.0	6	292	1165
Y2-355M1-6	160	980	299.1	94.5	0.86	6.7	1.3	2.0	7	289	1350
Y2-355M2-6	185	980	345.9	94.5	0.86	6.7	1.3	2.0	8	335	1400
Y2-355M3-6	200	980	373.9	94.5	0.86	6.7	1.3	2.0	9	361	1500
Y2-355L1-6	220	980	411.3	94.5	0.86	6.7	1.3	2.0	10	397	1550
Y2-355L2-6	250	980	467.4	94.5	0.86	6.7	1.3	2.0	11	452	1650
Y2-132S-8	2.2	730	5.8	80.5	0.71	6.0	2.0	2.0		11	63
Y2-132M-8	3	730	7.7	82.0	0.72	6.0	2.0	2.0		15	79
Y2-160M1-8	4	730	9.9	84.0	0.73	6.0	2.0	2.0		21	118
Y2-160M2-8	5.5	730	13.3	85.0	0.74	6.0	2.0	2.0		28	119
Y2-60L-8	7.5	730	17.7	86.0	0.75	6.0	2.0	2.0		39	145
Y2-180L-8	11	730	24.8	87.5	0.77	6.6	1.7	2.0		48	185
Y2-200L-8	15	730	34.1	88.0	0.76	6.6	1.8	2.0		69	235
Y2-225S-8	18.5	730	41.3	89.5	0.76	6.6	1.7	2.0		81	280
Y2-225M-8	22	730	47.6	90.0	0.78	6.6	1.8	2.0		102	315
Y2-250M-8	30	730	63.0	90.5	0.80	6.6	1.8	2.0		139	395
Y2-280S-8	37	740	78.2	91.0	0.79	6.6	1.8	2.0	2	164	500
Y2-280M-8	45	740	93.2	91.7	0.80	6.6	1.8	2.0	2	200	555
Y2-315S-8	55	740	113.5	92.0	0.80	6.6	1.6	2.0	4	216	880
Y2-315M-8	75	740	152.1	92.5	0.81	6.6	1.6	2.0	5	295	1080
Y2-315L1-8	90	740	179.3	93.0	0.82	6.6	1.6	2.0	6	354	1120
Y2-315L2-8	110	740	218.5	93.3	0.82	6.4	1.6	2.0	7	433	1150

Y2 (IP54) 系列技术数据 (380V) 保证值

Y 2(IP54) series technical data (380V) guarantee value

型号	额定功率 (kW)	额定转速 (r/min)	定子电流 (A)	额定效率 (%)	功率因数 cosφ	堵转电流 额定电流	堵转转矩 额定转矩	最大转矩 额定转矩	转动惯量 GD ² /4 (kg·m ²)		参考重量 (kg)
									电机 J _m	负载 J	
Y2-355M1-8	132	740	264.0	93.8	0.81	6.4	1.3	2.0	8	421	1400
Y2-355M2-8	160	740	319.3	94.0	0.81	6.4	1.3	2.0	9	511	1500
Y2-355L1-8	185	740	368.4	94.2	0.81	6.4	1.3	2.0	10	591	1550
Y2-355L2-8	200	740	397.8	94.3	0.81	6.4	1.3	2.0	11	638	1650
Y2-315S-10	45	590	101.0	91.5	0.74	6.2	1.4	2.0	5	243	860
Y2-315M-10	55	590	122.7	92.0	0.74	6.2	1.4	2.0	5	298	970
Y2-315L2-10	75	590	164.3	92.5	0.75	6.2	1.4	2.0	6	407	1180
Y2-355M-10	90	585	189.3	93.8	0.77	6.2	1.2	2.0	7	425	1350
Y2-355M1-10	110	585	227.9	94.0	0.78	6.0	1.2	2.0	9	519	1400
Y2-355M2-10	132	585	273.0	94.2	0.78	6.0	1.2	2.0	10	623	1550
Y2-355L-10	160	595	333	93.5	0.78	6.0	1.3	2.0	11	805	1655
Y2-355L-12	132	493	234	92.8	0.77	6.0	1.3	2.0	11	803	1615

Y、Y2、Y3 系列小型低压三相异步电动机 (机座号 80~355)

Y、Y2、Y3 系列小型低压三相异步电动机 (机座号 80~355)

Y, Y2, Y3 Series Small Sized Low Voltage Three-phase Induction Motors (H80~355)

Y, Y2, Y3 Series Small Sized Low Voltage Three-phase Induction Motors (H80~355)

Y3 (IP55) 系列技术数据 (380V) 保证值

Y3 (IP55) series technical data (380V) guarantee value

型号	额定功率 (kW)	额定转速 (r/min)	定子电流 (A)	额定效率 (%)	功率因数 cos φ	堵转电流 额定电流	堵转转矩 额定转矩	最大转矩 额定转矩	转动惯量 GD ² /4 (kg m ²)		参考重量 (kg)
									电机 J _m	负载 J	
Y3-801-2	0.75	2970	1.8	75.0	0.84	6.1	2.2	2.3		0.3	16
Y3-802-2	1.1	2970	2.6	76.2	0.86	7.0	2.2	2.3		0.4	17
Y3-90S-2	1.5	2940	3.4	78.5	0.85	7.0	2.2	2.3		0.5	22
Y3-90L-2	2.2	2940	4.8	81.0	0.86	7.0	2.2	2.3		0.8	25
Y3-100L-2	3	2970	6.3	82.6	0.87	7.5	2.2	2.3		1.0	33
Y3-112M-2	4	2970	8.3	84.2	0.87	7.5	2.2	2.3		1.4	45
Y3-132S1-2	5.5	2940	11.1	85.7	0.88	7.5	2.0	2.3		1.7	64
Y3-132S2-2	7.5	2940	14.9	87.0	0.88	7.5	2.0	2.3		2.4	70
Y3-160M1-2	11	2940	21.5	88.4	0.88	7.5	2.0	2.3		3.5	117
Y3-160M2-2	15	2940	29.0	89.4	0.88	7.5	2.0	2.3		4.7	125
Y3-160L-2	18.5	2940	35.1	90.0	0.89	7.5	2.0	2.2		5.9	147
Y3-180M-2	22	2940	41.5	90.5	0.89	7.5	2.0	2.2		7.0	180
Y3-200L1-2	30	2950	56.0	91.4	0.89	7.5	2.0	2.2		9.4	240
Y3-200L2-2	37	2950	68.7	92.0	0.89	7.5	2.0	2.2		11.6	260
Y3-225M-2	45	2970	83.1	92.5	0.89	7.5	2.0	2.2		14.0	325
Y3-250M-2	55	2970	101.0	93.0	0.89	7.5	2.0	2.2		17.1	395
Y3-280S-2	75	2970	136.8	93.6	0.89	7.5	2.0	2.2	1	22.3	500
Y3-280M-2	90	2970	163.6	93.9	0.89	7.5	2.0	2.2	1	26.9	550
Y3-315S-2	110	2980	199.8	94.0	0.89	7.1	1.8	2.2	2	28.5	875
Y3-315M-2	132	2980	238.5	94.5	0.89	7.1	1.8	2.2	2	34.6	950
Y3-315L1-2	160	2980	288.7	94.6	0.89	7.1	1.8	2.2	2	42.4	1070
Y3-315L2-2	185	2980	333.2	94.8	0.89	7.1	1.8	2.2	2	51.3	1180
Y3-315L2-2	200	2980	360.2	94.8	0.89	7.1	1.8	2.2	2	53.5	1190
Y3-355M1-2	220	2980	396.2	94.8	0.89	7.1	1.2	2.2	3	37.7	1350
Y3-355M2-2	250	2980	443.3	95.2	0.90	7.1	1.2	2.2	4	42.2	1400
Y3-355L1-2	280	2980	496.0	95.3	0.90	7.1	1.2	2.2	4	47.8	1550
Y3-355L2-2	315	2980	557.4	95.4	0.90	7.1	1.2	2.2	5	53.2	1650
Y3-801-4	0.55	1450	1.5	71.0	0.76	5.2	2.4	2.3		0.9	17
Y3-802-4	0.75	1450	2.1	73.0	0.76	6.0	2.3	2.3		1.1	18
Y3-90S-4	1.1	1470	2.8	76.2	0.78	6.0	2.3	2.3		1.6	22
Y3-90L-4	1.5	1470	3.7	78.5	0.79	6.0	2.3	2.3		2.2	27
Y3-100L1-4	2.2	1470	5.0	81.0	0.82	7.0	2.2	2.3		3.1	34
Y3-100L2-4	3	1470	6.8	82.6	0.81	7.0	2.2	2.3		4.2	38
Y3-112M-4	4	1450	8.8	84.2	0.82	7.0	2.2	2.3		5.7	43
Y3-132S-4	5.5	1470	11.6	85.7	0.84	7.0	2.2	2.3		7.7	68
Y3-132M-4	7.5	1470	15.4	87.0	0.85	7.0	2.2	2.3		10.4	81
Y3-160M-4	11	1470	22.5	88.4	0.84	7.0	2.2	2.3		15.3	123
Y3-160L-4	15	1470	30.0	89.4	0.85	7.5	2.2	2.3		20.9	144
Y3-180M-4	18.5	1470	36.3	90.0	0.86	7.5	2.0	2.2		23.4	180
Y3-180L-4	22	1470	42.9	90.5	0.86	7.5	2.0	2.2		27.9	195
Y3-200L-4	30	1470	57.3	91.4	0.87	7.2	2.0	2.2		38.0	260
Y3-225S-4	37	1480	70.2	92.0	0.87	7.2	1.9	2.2		43.9	305
Y3-225M-4	45	1480	84.0	92.5	0.88	7.2	1.9	2.2		53.4	335
Y3-250M-4	55	1480	102.1	93.0	0.88	7.2	2.0	2.2		69	420
Y3-280S-4	75	1480	138.3	93.6	0.88	7.2	1.9	2.2	2	87	520
Y3-280M-4	90	1480	163.6	93.9	0.89	7.2	1.9	2.2	2	105	610

Y3 (IP55) 系列技术数据 (380V) 保证值

Y3 (IP55) series technical data (380V) guarantee value

型号	额定功率 (kW)	额定转速 (r/min)	定子电流 (A)	额定效率 (%)	功率因数 cos φ	堵转电流 额定电流	堵转转矩 额定转矩	最大转矩 额定转矩	转动惯量 GD ² /4 (kg m ²)		参考重量 (kg)
									电机 J _m	负载 J	
Y3-315S-4	110	1485	198.7	94.5	0.89	6.9	1.8	2.2	3	120	875
Y3-315M-4	132	1485	237.7	94.8	0.89	6.9	1.8	2.2	4	143	1025
Y3-315L1-4	160	1485	287.8	94.9	0.89	6.9	1.8	2.2	4	175	1135
Y3-315L2-4	185	1485	332.8	94.9	0.89	6.9	1.8	2.2	5	205	1250
Y3-315L2-4	200	1485	359.8	94.9	0.89	6.9	1.8	2.2	5	218	1255
Y3-355M1-4	220	1480	403.6	95.2	0.87	6.9	1.4	2.2	6	186	1350
Y3-355M2-4	250	1480	458.6	95.2	0.87	6.9	1.4	2.2	7	212	1450
Y3-355L1-4	280	1480	513.7	95.2	0.87	6.9	1.4	2.2	8	237	1550
Y3-355L2-4	315	1480	577.9	95.2	0.87	6.9	1.4	2.2	9	266	1650
Y3-90S-6	0.75	970	2.4	69.0	0.70	5.5	2.0	2.2		2	23
Y3-90L-6	1.1	970	3.2	72.0	0.72	5.5	2.0	2.2		3	25
Y3-100L-6	1.5	970	4.1	76.0	0.74	5.5	2.0	2.2		4	33
Y3-112M-6	2.2	980	5.7	79.0	0.74	6.5	2.0	2.2		6	45
Y3-132S-6	3	970	7.4	81.0	0.76	6.5	2.0	2.2		9	73
Y3-132M1-6	4	970	9.6	82.0	0.77	6.5	2.0	2.2		12	73
Y3-132M2-6	5.5	970	12.8	84.0	0.78	6.5	2.0	2.2		16	84
Y3-160M-6	7.5	970	17.0	86.0	0.78	6.5	2.0	2.0		22	119
Y3-160L-6	11	970	24.5	87.5	0.78	6.5	2.0	2.0		32	140
Y3-180L-6	15	970	31.6	89.0	0.81	7.0	2.0	2.0		44	185
Y3-200L1-6	18.5	970	37.6	90.0	0.83	7.0	2.0	2.0		54	235
Y3-200L2-6	22	970	44.7	90.0	0.83	7.0	2.0	2.0		64	240
Y3-225M-6	30	980	58.6	91.5	0.85	7.0	1.7	2.0		73	310
Y3-250M-6	37	980	71.1	92.0	0.86	7.0	1.7	2.0		90	395
Y3-280S-6	45	980	85.0	92.5	0.87	7.0	1.8	2.0	2	113	500
Y3-280M-6	55	980	103.5	92.8	0.87	7.0	1.8	2.0	2	139	555
Y3-315S-6	75	985	140.1	93.5	0.87	7.0	1.6	2.0	4	165	885
Y3-315M-6	90	985	167.6	93.8	0.87	7.0	1.6	2.0	4	199	965
Y3-315L1-6	110	985	204.4	94.0	0.87	6.7	1.6	2.0	5	243	1100
Y3-315L2-6	132	985	244.7	94.2	0.87	6.7	1.6	2.0	6	292	1165
Y3-355M1-6	160	980	299.1	94.5	0.86	6.7	1.3	2.0	7	289	1350
Y3-355M2-6	185	980	345.9	94.5	0.86	6.7	1.3	2.0	8	335	1400
Y3-355M3-6	200	980	373.9	94.5	0.86	6.7	1.3	2.0	9	361	1500
Y3-355L1-6	220	980	411.3	94.5	0.86	6.7	1.3	2.0	10	397	1550
Y3-355L2-6	250	980	467.4	94.5	0.86	6.7	1.3	2.0	11	452	1650
Y3-132S-8	2.2	730	5.8	80.5	0.71	6.0	2.0	2.0		11	63
Y3-132M-8	3	730	7.7	82.0	0.72	6.0	2.0	2.0		15	79
Y3-160M1-8	4	730	9.9	84.0	0.73	6.0	2.0	2.0		21	118
Y3-160M2-8	5.5	730	13.3	85.0	0.74	6.0	2.0	2.0		28	119
Y3-60L-8	7.5	730	17.7	86.0	0.75	6.0	2.0	2.0		39	145
Y3-180L-8	11	730	24.8	87.5	0.77	6.6	1.7	2.0		48	185
Y3-200L-8	15	730	34.1	88.0	0.76	6.6	1.8	2.0		69	235
Y3-225S-8	18.5	730	41.3	89.5	0.76	6.6	1.7	2.0		81	280
Y3-225M-8	22	730	47.6	90.0	0.78	6.6	1.8	2.0		102	315
Y3-250M-8	30	730	63.0	90.5	0.80	6.6	1.8	2.0		139	395
Y3-280S-8	37	740	78.2	91.0	0.79	6.6	1.8	2.0	2	164	500
Y3-280M-8	45	740	93.2	91.7	0.80	6.6	1.8	2.0	2	200	555
Y3-315S-8	55	740	113.5	92.0	0.80	6.6	1.6	2.0	4	216	880
Y3-315M-8	75	740	152.1	92.5	0.81	6.6	1.6	2.0	5	295	1080
Y3-315L1-8	90	740	179.3	93.0	0.82	6.6	1.6	2.0	6	354	1120
Y3-315L2-8	110	740	218.5	93.3	0.82	6.4	1.6	2.0	7	433	1150

Y、Y2、Y3 系列小型低压三相异步电动机 (机座号 80~355)

Y, Y2, Y3 Series Small Sized Low Voltage Three-phase Induction Motors (H80~355)

Y、Y2、Y3 系列小型低压三相异步电动机 (机座号 80~355)

Y, Y2, Y3 Series Small Sized Low Voltage Three-phase Induction Motors (H80~355)

Y3 (IP55) 系列技术数据 (380V) 保证值

Y 3 (IP55) series technical data (380V) guarantee value

型号	额定 功率 (kW)	额定 转速 (r/min)	定子 电流 (A)	额定 效率 (%)	功率 因数 cosφ	堵转电流	堵转转矩	最大转矩	转动惯量 GD ² /4		参考 重量 (kg)
						额定电流	额定转矩	额定转矩	(kg·m ²)		
						Ist/In	Tst/Tn	Tm/Tn	电机 J _m	负载 J	
Y3-355M1-8	132	740	264.0	93.8	0.81	6.4	1.3	2.0	8	421	1400
Y3-355M2-8	160	740	319.3	94.0	0.81	6.4	1.3	2.0	9	511	1500
Y3-355L1-8	185	740	368.4	94.2	0.81	6.4	1.3	2.0	10	591	1550
Y3-355L2-8	200	740	397.8	94.3	0.81	6.4	1.3	2.0	11	638	1650
Y3-315S-10	45	590	101.0	91.5	0.74	6.2	1.4	2.0	5	243	860
Y3-315M-10	55	590	122.7	92.0	0.74	6.2	1.4	2.0	5	298	970
Y3-315L2-10	75	590	164.3	92.5	0.75	6.2	1.4	2.0	6	407	1180
Y3-355M-10	90	585	189.3	93.8	0.77	6.2	1.2	2.0	7	425	1350
Y3-355M1-10	110	585	227.9	94.0	0.78	6.0	1.2	2.0	9	519	1400
Y3-355M2-10	132	585	273.0	94.2	0.78	6.0	1.2	2.0	10	623	1550
Y3-355L-10	160	595	333	93.5	0.78	6.0	1.3	2.0	11	805	1655
Y3-355L-12	132	493	234	92.8	0.77	6.0	1.3	2.0	11	803	1615

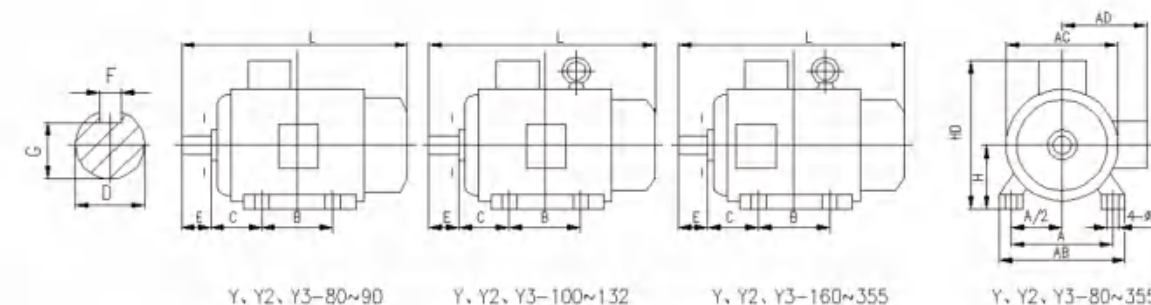
YR (IP44、IP54、IP55) 系列技术数据 (380V) 保证值

YR (IP44, IP54, IP55) series technical data (380V) guarantee value

型号	额定功率 (kW)	额定转速 (r/min)	定子电流 (A)	额定效率 (%)	功率因数 cosφ	转电流 (A)	转电压 (V)	最大转矩 Tm/Tn	转动惯量 GD ² /4 (kg·m ²)	参考重量 (kg)
YR315S-4	90	1480	169.9	92.5	0.87	198	282	3.0	5	920
YR315M-4	110	1480	204.2	93.0	0.88	218	310	3.0	6	1070
YR315L1-4	132	1480	241.0	93.5	0.89	235	345	3.0	7	1260
YR315L2-4	160	1480	295.5	93.5	0.88	220	443	3.0	10	1400
YR355M1-4	200	1480	376.4	92.8	0.87	378	322	2.8	11	1500
YR355M2-4	220	1480	413.1	93.0	0.87	368	364	2.8	12	1600
YR355L1-4	250	1480	468.5	93.2	0.87	365	415	2.8	13	1700
YR355L2-4	280	1480	523.6	93.4	0.87	378	443	2.8	13	1900
YR315S-6	75	980	141.1	92.8	0.87	211	219	1.8	6	925
YR315M-6	90	980	168.1	93.5	0.87	229	244	1.8	7	1075
YR315L1-6	110	980	205.5	93.5	0.87	249	275	1.8	8	1185
YR315L2-6	132	980	252.1	92.5	0.86	242	339	1.8	9	1305
YR355M1-6	160	980	304.0	93.0	0.86	276	356	2.8	12	1500
YR355M2-6	200	980	379.1	93.2	0.86	263	463	2.8	13	1700
YR355L1-6	220	980	416.6	93.3	0.86	258	517	2.8	14	1800
YR355L2-6	250	980	472.4	93.5	0.86	258	587	2.8	15	1900
YR315S-8	55	740	113.5	92.0	0.80	180	190	1.8	7	930
YR315M-8	75	740	152.1	92.5	0.81	190	246	1.8	8	1130
YR315L1-8	90	740	179.3	93.0	0.82	199	281	1.8	9	1180
YR315L2-8	110	740	218.5	93.3	0.82	220	311	1.8	9	1210
YR355M1-8	132	740	268.0	92.4	0.81	249	327	2.4	12	1500
YR355M2-8	160	740	324.5	92.5	0.81	251	392	2.4	13	1600
YR355L1-8	185	740	374.3	92.7	0.81	251	453	2.4	15	1800
YR355L2-8	200	740	403.8	92.9	0.81	250	490	2.4	16	1900
YR315S-10	45	590	101.0	91.5	0.74	206	137	1.8	7	910
YR315M-10	55	590	122.7	92.0	0.74	226	153	1.8	7	1020
YR315L2-10	75	590	164.3	92.5	0.75	215	217	1.8	9	1230
YR355M1-10	90	585	195.2	91.0	0.77	330	261	2.0	12	1700
YR355M2-10	110	585	234.7	91.3	0.78	327	283	2.0	14	1800
YR355L2-10	132	585	281.0	91.5	0.78	320	307	2.0	16	1900

Y、Y2、Y3-80~355 IMB3 机座带底脚、端盖无凸缘的电动机安装及外形尺寸图

Dimension and installation size of Y、Y2、Y3-80~355 IMB3 frame with footing and end shield without flange



机座号 Frame No.	极数 Poles	安装尺寸 Installation size										外形尺寸 Dimension					
		A	A/2	B	C	D	E	F	G	H	K	AB	AC	AD	HD	BB	L
80	2,4	125	62.5	100	50	19	40	6	15.5	80	10	165	175	150	220	130	290
90S	2,4,6	140	70	100	56	24	50	8	20	90	10	180	195	160	250	155	315
90L				125													
100L				140													
112M				160													
132S	2,4,6,8	190	95	140	70	28	60	24	112	112	12	245	240	190	300	180	400
132M				178													
160M				216													
160L				254													
180M	2,4,6,8	279	139.5	241	121	48	110	14	42.5	180	14.5	330	335	265	420	314	650
180L				279													
200L				318													
225S				356													
225M	4,6,8	406	203	349	168	65	140	18	53	225	18.5	435	475	345	560	400	815
250M	2																
280S	4,6,8																
280M	2																
315S	2	508	254	406	216	65	170	22	71	315	28	628	645	576	845	680	1240
315M	4,6,8,10																
315L	2																
355M	4,6,8,10																
355L	2	610	305	560	254	75	140	20	67.5	355	28	740	750	680	1010	750	1540
	4~10																
	2																
	4~10																

Y、Y2、Y3 系列小型低压三相异步电动机 (机座号 80~355)

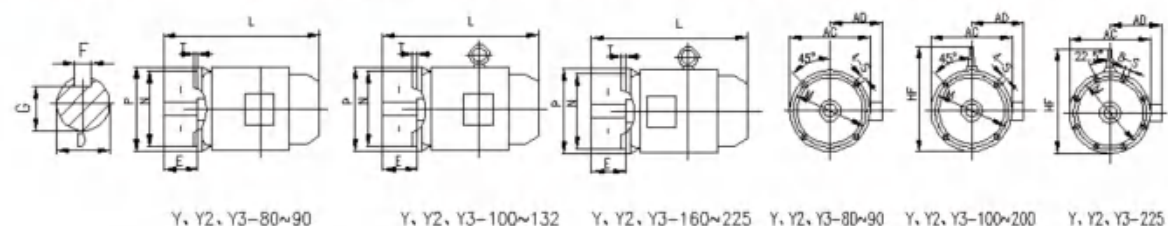
Y, Y2, Y3 Series Small Sized Low Voltage Three-phase Induction Motors (H80~355)

Y、Y2、Y3 系列小型低压三相异步电动机 (机座号 80~355)

Y, Y2, Y3 Series Small Sized Low Voltage Three-phase Induction Motors (H80~355)

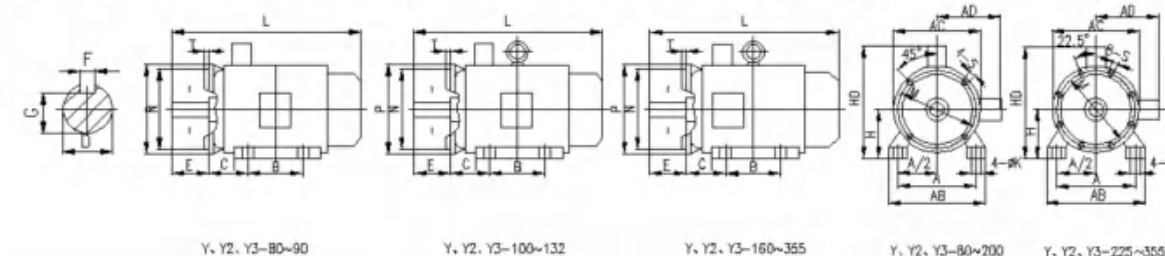
Y、Y2、Y3-80~225 IMB5 机座不带底脚、端盖上带凸缘的电动机安装及外形尺寸图

Dimension and installation size of Y、Y2、Y3-80~225 IMB5 frame without footing and end shield with flange



Y、Y2、Y3-80~355 IMB35 机座带底脚、端盖带凸缘的电动机安装及外形尺寸图

Dimension and installation size of Y、Y2、Y3-80~355 IMB35 frame with footing and end shield with flange



机座号 Frame No.	极数 Poles	安装尺寸 Installation size									外形尺寸 Dimension				
		D	E	F	G	M	N	P	S	T	AC	AD	HF	L	
80M	2,4	19	40	6	15.5						175	150	185	290	
90S	2,4,6	24	50	8	20	165	130	200	12	3.5	195	160	195	315	
90L														340	
100L		28	60		24	215	180	250	15	4	240	190	265	400	
112M														475	
132S	2,4,6,8	38	80	10	33	265	230	300	15	4	275	210	315	515	
132M														575	
160M		42	110	12	37	300	250	350	19	5	335	265	385	605	
160L														650	
180M	4,6,8	48	14	42.5	42.5	350	300	400	19	5	380	285	430	670	
180L														710	
200L		55	16	49	49	350	300	400	19	5	420	315	480	775	
225S														820	
225M	4,6,8	60	140	18	53	400	350	450			475	345	535	815	
225L	4,6,8	60	140	18	53	400	350	450			475	345	535	845	

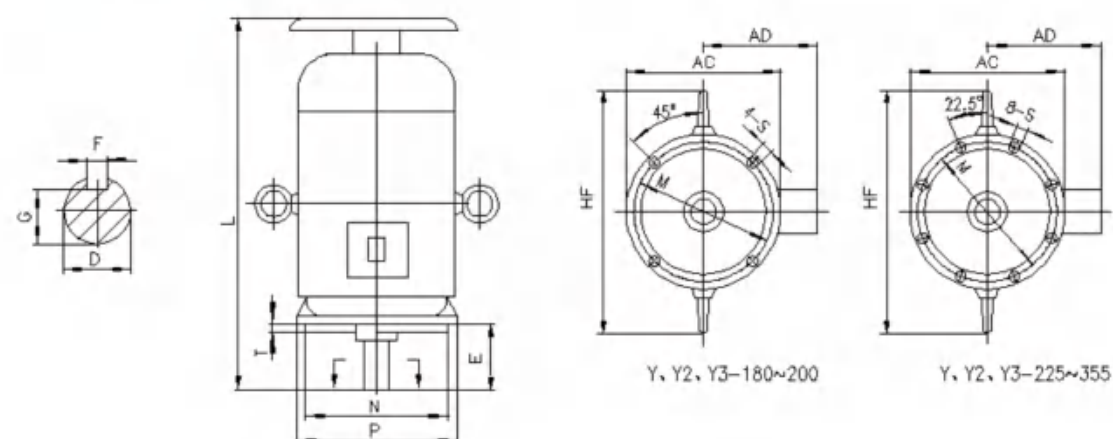
机座号 Frame No.	极数 Poles	安装尺寸 Installation size															外形尺寸 Dimension					
		A	A/2	B	C	D	E	F	G	H	K	M	N	P	S	T	AB	AC	AD	HD	BB	L
80	2	125	62.5	100	50	19	40	6	15.5	80							165	175	150	220		280
90S	4	140	70	100	56	24	50		20	90	10	165	130	200	12	3.5	180	195	160	250	130	315
90L	4	140	70	125	63	28	60		20	100							205	215	180	270	176	380
100L	6	160	80	140	63	28	60		24	100	12	215	180	250	15	4	230	240	190	300	180	400
112M	6	190	95	140	70				24	112		265	230	300			270	275	210	345	200	475
132S	2,4,6	216	108	140	89	38	80	10	33	132							270	275	210	345	238	515
132M	2,4,6	216	108	178																		
160M	2	254	127	210	108	42		12	37	160	14.5	300	250	350			320	330	265	420	270	605
160L	2	254	127	254													314	330	265	420	314	650
180M	2	279	139.5	241	121	48	110	14	42.5	180							355	380	285	455	315	670
180L	2	279	139.5	279													355	380	285	455	355	710
200L	2	318	159	305	133	55		16	49	200		350	300	400			395	420	315	505	370	775
225S	4~8	286			60	140	18	53			18.5	400	350	450	19	5	435	470	345	560	400	815
225M	2	356	178	311	149	55	110	16	49	225							435	470	345	560	400	845
225L	4~8					60			53													
250M	2	406	203	349	168			18		250							490	510	385	615	445	930
250L	4~8					65			58													
280S	2	457	228.5	368	190	75	140	20	67.5	280	24	500	450	550			550	580	410	680	485	1000
280M	4~8					75		18	58								550	580	410	680	535	1050
280L	2			419		75		20	67.5													
315S	2			406		65		18	58													
315M	4~10	508	254	457	216	80	170	22	71	315		600	550	660			628	645	576	845	570	1240
315L	2					80	170	22	71													1270
315L	4~10			508		80	170	22	71	28											680	1310
315L	2					80	170	22	71													1340
355M	2			560		75	140	20	67.5													1540
355L	4~12	610	305	560	254	95	170	25	86	355		740	680	800			740	750	680	1010	750	1570
355L	2			630		95	170	25	86													1540
355L	4~12					95	170	25	86													1570

Y、Y2、Y3 系列小型低压三相异步电动机 (机座号 80~355)

Y, Y2, Y3 Series Small Sized Low Voltage Three-phase Induction Motors (H80~355)

Y、Y2、Y3-180~355 IMV1 机座不带底脚、端盖上带凸缘、轴伸朝下的电动机安装及外形尺寸图

Dimension and installation size of Y、Y2、Y3-180~355 IMV1 frame without footing, end shield with flange and shaft extension downwards



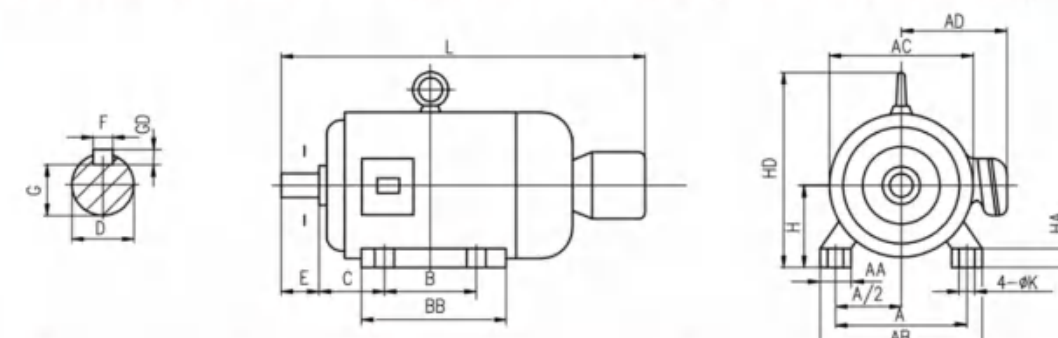
机座号 Frame No.	极数 Pole	安装尺寸 Installation size									外形尺寸 Dimension											
		D	E	F	G	M	N	P	S	T	AC	AD	HF	L								
180M	2 ~ 8	48	110	14	42.5	300	250	350	19	5	380	285	500	730								
180L																770						
200L		55		16	49	350	300	400				420	315	550	850							
225S	4,8	60	140	18	53	400	350	450			475	335	610	910								
225M	2	55	110	16	49										905							
	4 ~ 8	60			53										935							
250M	2	65	140	18	58	500	450	550			515	385	650	1035								
	4 ~ 8																					
	2																					
280S	2	75		20	67.5									580	410	720	1120					
	4 ~ 8			18	58																	
280M	2	65		20	67.5					1170												
	4 ~ 8	75																				
315S	2	65		170	18				58	600				550	660	24	6	645	576	900	1360	
	4 ~ 10	80			22				71													1390
	2	65			140				18												58	
315M	2	80		170	22				71													1490
	4 ~ 10																					
315L	2	65	140	18	58		1460															
	4 ~ 10	80	170	22	71		1490															
355	2	75	140	20	67.5	740	680	800	750		680	1035	1645									
		4 ~ 12	95	170	25								86									1645

Y、Y2、Y3 系列小型低压三相异步电动机 (机座号 80~355)

Y, Y2, Y3 Series Small Sized Low Voltage Three-phase Induction Motors (H80~355)

YR315~355 IMB3 机座带底脚、端盖无凸缘的电动机安装及外形尺寸图

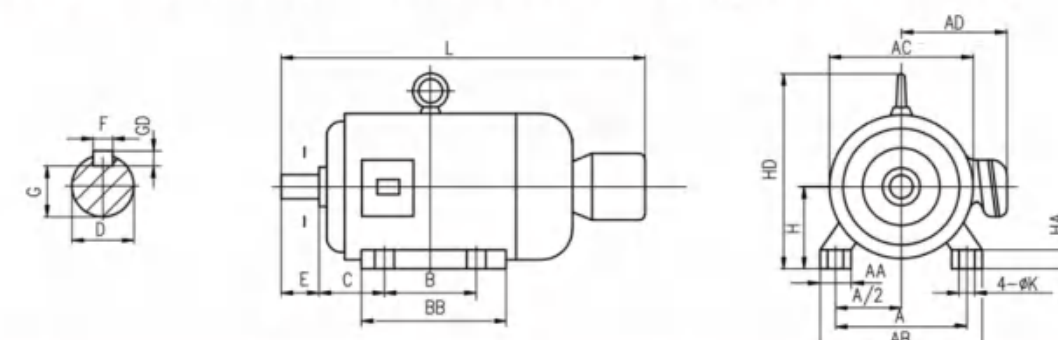
Dimension and installation size of YR315~355 IMB3 frame with footing and end shield without flange



机座号 Frame No.	安装尺寸 Installation size										外形尺寸 Dimension							
	A	A/2	B	C	D	E	F×GD	G	H	K	AA	AB	AC	AD	BB	HA	HD	L
315S	508	254	406	216	80	170	22×14	71	315	28	120	628	645	576	570	40	865	1620
315M			457												680			1670
355M	610	305	560	254	95		25×14	86	355		150	740	750	680	750	55	1035	1950
355L			630															

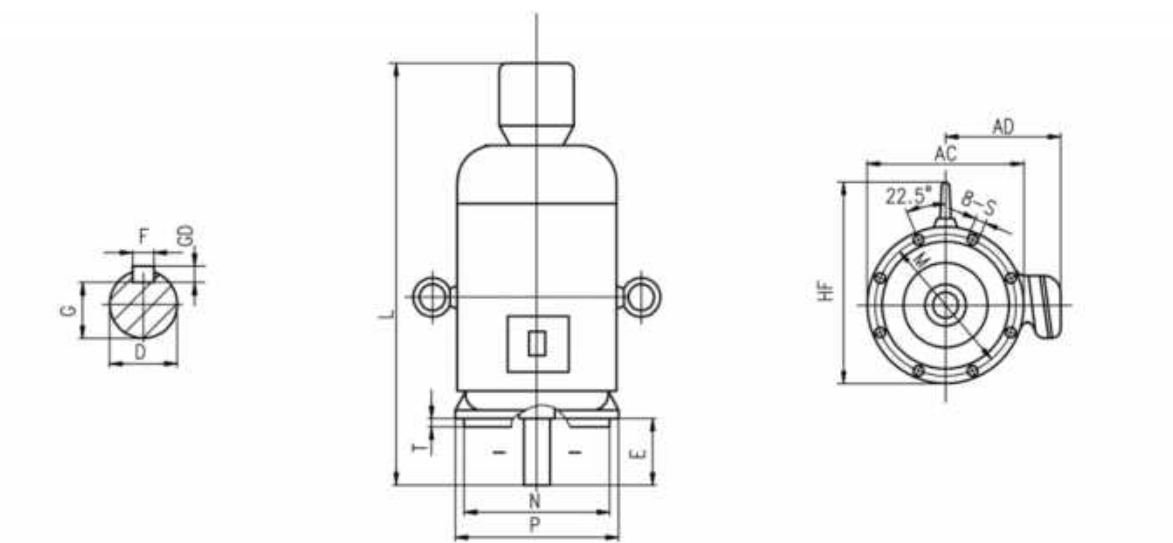
YR315~355 IMB35 机座带底脚、端盖带凸缘的电动机安装及外形尺寸图

Dimension and installation size of YR315~355 IMB35 frame with footing and end shield with flange



机座号	安装尺寸 Installation size										外形尺寸 Dimension							
Frame No.	A	A/2	B	C	D	E	F×GD	G	H	K	AA	AB	AC	AD	BB	HA	HD	L
315S	508	254	406	216	80	170	22×14	71	315	28	120	628	645	576	570	40	865	1620
315M			457												680			1670
355M	610	305	560	254	95		25×14	86	355		150	740	750	680	750	55	1035	1950
355L			630															

YR180~355 IMV1 机座不带底脚、端盖上带凸缘、轴伸朝下的电动机安装及外形尺寸图
Dimension and installation size of YR180~355 IMV1 frame without footing, end shield with flange and shaft extension downwards



机座号 Frame No.	安装尺寸 Installation size									外形尺寸 Dimension			
	D	E	F × GD	G	M	N	P	S	T	AC	AD	HF	L
315S	80	170	22 × 14	71	600	550	660	φ 24	6	645	576	870	1620
315M													1670
355	90		22 × 14	86	740	680	800			750	680	1035	1950

Y 系列中型高压三相异步电动机
(机座号 355 ~ 630)
Y Series Medium Sized High Voltage Three-phase Induction Motors
(H355~630)

- Y355 ~ 630 6kV 高压三相异步电动机
- Y355 ~ 630 6kV High Voltage Three-phase Induction Motor
- YKS355 ~ 630 6kV 高压三相异步电动机
- YKS355 ~ 630 6kV High Voltage Three-phase Induction Motor
- YQF355 ~ 630 6kV 高压三相异步电动机
- YQF355 ~ 630 6kV High Voltage Three-phase Induction Motor
- YKK355 ~ 630 6kV 高压三相异步电动机
- YKK355 ~ 630 6kV High Voltage Three-phase Induction Motor
- YR355 ~ 630 6kV 高压三相异步电动机
- YR355 ~ 630 6kV High Voltage Three-phase Induction Motor
- YRKS355 ~ 630 6kV 高压三相异步电动机
- YRKS355 ~ 630 6kV High Voltage Three-phase Induction Motor
- YRQF355 ~ 630 6kV 高压三相异步电动机
- YRQF355 ~ 630 6kV High Voltage Three-phase Induction Motor
- YRKK355 ~ 630 6kV 高压三相异步电动机
- YRKK355 ~ 630 6kV High Voltage Three-phase Induction Motor
- Y400 ~ 630 10kV 高压三相异步电动机
- Y400 ~ 630 10kV High Voltage Three-phase Induction Motor
- YKS400 ~ 630 10kV 高压三相异步电动机
- YKS400 ~ 630 10kV High Voltage Three-phase Induction Motor
- YQF400 ~ 630 10kV 高压三相异步电动机
- YQF400 ~ 630 10kV High Voltage Three-phase Induction Motor
- YKK400 ~ 630 10kV 高压三相异步电动机
- YKK400 ~ 630 10kV High Voltage Three-phase Induction Motor
- YR400 ~ 630 10kV 高压三相异步电动机
- YR400 ~ 630 10kV High Voltage Three-phase Induction Motor
- YRKS400 ~ 630 10kV 高压三相异步电动机
- YRKS400 ~ 630 10kV High Voltage Three-phase Induction Motor
- YRQF400 ~ 630 10kV 高压三相异步电动机
- YRQF400 ~ 630 10kV High Voltage Three-phase Induction Motor
- YRKK400 ~ 630 10kV 高压三相异步电动机
- YRKK400 ~ 630 10kV High Voltage Three-phase Induction Motor

1. 概述

Y、YKS、YQF、YKK和YR、YRKS、YRQF、YRKK系列高压三相异步电动机是我公司通过技术引进后开发的新产品。随着近几年电动机用绝缘材料性能的提高，低损耗硅钢片的应用，工艺水平的提升，设计的优化和改进，已经有条件降低电动机的各种损耗，从而使电动机容量增加，结合我公司长期从事高压三相异步电动机系列设计制造的经验，重新按国家和行业需求最新优化设计，经过实验证明，新系列产品无论在技术性能和经济性能上都达到或接近世界先进水平。

本系列产品用料考究，制造精良，具有高效节能、噪声低、振动小、运行可靠、使用安装维修方便等优点。本系列电动机的功率等级、电气性能和安装尺寸及公差均符合国家标准 GB755 《旋转电机定额和性能》国际电工委员会标准 IEC34-1 《旋转电机定额和性能》和机械行业标准等。

本系列电动机的外壳防护等级根据 GB4942.1 和 IEC34-5 《旋转电机外壳防护等级》的标准分别有 IP23、IP44 、IP54、IP55 和 IP56 等五种。IP23 电动机可按用户要求制成 IP44(管道通风) 或 IPW24(气候防护型)。如果用户需要其它防护等级可另行供货。

本系列电动机的冷却方法根据 GB/T1993 和 IEC34-6 《旋转电机冷却方法》的标准分别有 IC01、IC611 和 IC81W 等三种。如果用户需要其它冷却方法可另行供货。

本系列电动机的结构及安装形式为 IMB3(卧式带底脚)，符合 GB997 和 IEC34-7 《电机结构及安装型式代号》的规定。

本系列电动机按照转子类型、防护等级及冷却方法分别为以下八个系列：

型 式	防护等级	冷却方法	转子类型	
			鼠笼转子	绕线转子
防淋式	IP23	IC01	Y 系列	YR 系列
气候防护式	IPW24	IC01	YQF 系列	YRQF 系列
空－水冷却封闭式	IP44、IP54、IP55、IP56	IC81W	YKS 系列	YRKS 系列
空－空冷却封闭式	IP44、IP54、IP55、IP56	IC611	YKK 系列	YRKK 系列

本样本内表中列出了以上各系列 10kV 级各种规格电动机的技术数据及外形安装尺寸，并可派生 3kV、10.5kV 或 11kV 级各种规格的电动机。

1. General

Y, YKS, YQF, YKK and YR, YRKS, YRQF, YRKK series high voltage three-phase induction motor is a new product which introduced and developed by our company in 1980s, it has experienced a history of over 30 years. With the improvement of insulation material performance of the motor in recent years, the application of low consumed silicon steel sheet, the enhancement of level, and the optimization and improvement of design, which have the ability to reduce all kinds of consumptions of motors so as to increase the motor capacity. Combined with the experiences in designing and manufacturing of the high voltage three-phase induction motor in the past 60 years, our company has made the latest optimization and design once again to comply with the national and industrial demands. The tests have proved that, the new series of products have reached or been close to the globally advanced level no matter in terms of technical performance or in economic performance. The products have produced in a large volume and exported them to over 20 countries and regions, such as the Europe, America, Africa, Hong Kong and Macao, etc and all parts of China, and they have got the good appraisal form the users.

This series products adopt the high quality materials, good manufacturing process, have the characteristics of high efficiency, energy saving, small vibration, reliable operating and convenient for mounting and maintenance.

The power grade, electric property, mounting dimensions and tolerance are coincident with national standard GB755 Rotating Electric Motor Rating and Property, International Electrical Committee standard IEC34-1 Rotating Electric Motor Rating and Property and machinery industry standards etc.

The enclosure protections of this series of motor include 5 types, i.e. IP23, IP44, IP54, IP55 and IP56 in accordance with the standard of the GB4942.1 and IEC34-5 Enclosure Protection Class of Rotating Electrical Machine. The IP23 motor can be changed to IP44 (pipeline ventilation) or IPW24 (climate protection type). If the users need other protection class, we may also provide relevant products.

There are 3 cooling methods of this series of motor, i.e., IC01, IC611 and IC81W in accordance with the standards of GB/T1993 and IEC34-6 Cooling Methods of Rotating Electrical Machine. If the users need other cooling methods, we may also provide relevant products.

The structure and Installation method of this series of motor is IMB3 (horizontal with footing), and complies with the specifications in GB997 and IEC 34-7 Motor Structure and Mounting Type Code.

This series of motor may be classified into 8 series in accordance with the rotor model, protection class and cooling method:

Mode	Protection class	Cooling method	Rotor type	
			Squirrel cage rotor	Wound rotor
Damp proof	IP23	IC01	Y series motor	YR series motor
Climate protection type	IPW24	IC01	YQF series motor	YRQF series motor
Air-water cooling enclosed type	IP44, IP54, IP55, IP56	IC81W	YKS series motor	YRKS series motor
Air-air cooling enclosed type	IP44, IP54, IP55, IP56	IC611	YKK series motor	YRKK series motor

This sample table lists the technical data and external installation sizes of all series of 10kV motors in all sizes, and may derive the 3kV, 10.5kV and 11kV grade motors in all sizes.

Y、Y2、Y3 系列小型低压三相异步电动机 (机座号 80~355)

Y, Y2, Y3 Series Small Sized Low Voltage Three-phase Induction Motors (H80~355)

Y、Y2、Y3 系列小型低压三相异步电动机 (机座号 80~355)

Y, Y2, Y3 Series Small Sized Low Voltage Three-phase Induction Motors (H80~355)

2. 使用范围

本系列电动机可用于驱动各种通用机械如压缩机、通风机、水泵、切削机床、运输机械及其它机械设备，在矿山、机械、石化行业、发电厂等各种工矿企业中作原动机使用，用以驱动大转动惯量的鼓风机、磨煤机、轧钢机、卷扬机、破碎机、皮带机等机械的电动机应在订货时提供有关技术资料，签订技术协议，作为电机特殊设计的依据，以确保电机可靠运行。

电动机正常工作基本条件:

- (1) 海拔不超过 1000m;
- (2) 最高环境空气温度不超过 40℃; 最低环境空气温度对采用滚动轴承的电动机为-15℃, 对采用滑动轴承的电动机为 5℃; 对 YKS、YRKS 系列电动机为 5℃ ;
- (3) 对 YKS、YRKS 系列电动机, 冷却入口处冷却水的温度不超过 33℃, 最低温度为 5℃;
- (4) 最湿月月平均最高相对湿度为 90%同时该月月平均最低温度不高于 25℃;
- (5) 电源频率为 50Hz±1%;
- (6) 工作电压变化范围不大于额定电压±5%;
- (7) 电动机定额为连续工作制 S1。

2. Application Ranges

This series of motor may be used for driving all kinds of general machines such as the compressor, ventilation fan, water pump, stock-removing machine, transportation machines and other mechanical equipment, and are applied as the prime mover in all industrial and mining enterprises such as the mine, machinery, petrochemical industry and power plant, etc. If the users place an order for the motors that are used for driving the machines with huge rotary inertia such as the blower, coal grinder, rolling machine, crusher, belt machine, etc, they shall provide us with relevant technical data, sign the technical agreement with us as the basis for specific design of motor to ensure the reliable operation of motor.

Normal operation conditions for motor:

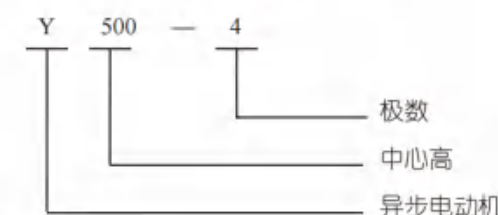
- (1) Sea level is not over 1000m;
- (2) The highest ambient temperature is not exceed 40℃; the lowest ambient temperature of the motor with rolling bearing is -15℃, and for the motor with sliding bearing is 5℃; for the lowest ambient temperature of the series YKS, YRKS motor is 5℃;
- (3) For the YKS and YRKS series of motors, the highest temperature of cooled water in the cooling inlet is not exceed 33℃, and the lowest temperature is 5℃;
- (4) In moist month, the monthly overage highest relative humidity is 90%, at the same time, the monthly overage lowest temperature is not over 25℃;
- (5) The frequency of power source is 50Hz±1%;
- (6) The variation of work voltage is not over rated voltage±5%;
- (7) Motor rating is continuous operation system S1.

3. 型号说明

电动机型号按 GB4831 的规定由产品代号、规格代号二部分依次排列组成。产品代号由电机系列代号表示, 含义如下

- Y——异步电动机
- YR——绕线式异步电动机
- YKS——带空-水冷却器异步电动机
- YQF——气候防护式异步电动机
- YKK——带空-空冷却器异步电动机
- YRKS——带空-水冷却器绕线式异步电动机
- YRQF——气候防护式绕线式三相异步电动机
- YRKK——带空-空冷却器绕线式三相异步电动机

规格代号由中心高、极数组成。示例如下:

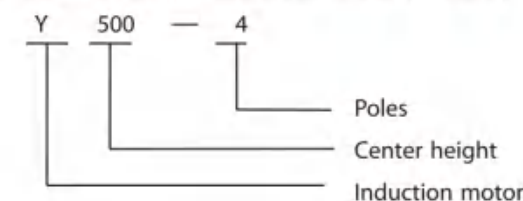


3. Type Description

The motor type is composed of the product code and size code in accordance with the regulations of GB4831. The product code is represented by the motor series code, which meaning is show as belows:

- Y——Induction motor
- YR——Wound rotor type induction motor
- YKS——Induction motor with air-water cooler
- YQF——Climate protection type induction motor
- YKK——Induction motor with air-air cooler
- YRKS——Wound induction motor with air-water cooler
- YRQF——Climate protection-type wound induction motor
- YRKK——Wound induction motor with air-air cooler

The size code is composed of the center height and pole quantity. The example is shown as follows:



4. 结构说明

Y 及 YR 为基本系列, 防护等级为 IP23, 冷却方法为 IC01, 在此基础上可派生出各种不同防护等级及冷却方法的电机, 如 YKS (空—水冷却)、YQF (气候防护)、YKK (空—空冷却)、YRKS、YRQF、YRKK 等系列电机。

电动机采用国际上流行的箱式结构, 机座和端盖均由钢板焊接制成, 刚度好、重量轻。拆下防护罩(或冷却器)后可以观察和触及电机内部, 便于电动机的安装、维修。定子采用外压装结构。定子绕组采用 F 级绝缘材料和防晕材料, 绕组端部固定采用特殊绑扎工艺、牢固可靠, 整个定子采用真空压力浸渍 F 级无溶剂漆(VPI)处理。由此, 电动机具有优良可靠的绝缘性能和防潮、抗冲击能力。

本系列电动机鼠笼转子大部分采用铸铝转子, 无铜条转子断条现象, 运行可靠; 鼠笼铜条转子采用先进可靠焊接工艺, 并经槽内紧固处理。绕线转子采用 F 级绝缘材料, 进行真空压力浸渍 F 级无溶剂漆(VPI)处理。

轴承有滚动轴承和滑动轴承两种型式, 依电机功率大小及转速而定, 其基本型式的防护等级为 IP44。如电机具有较高的防护等级时, 轴承的防护等级也随之提高。

采用滚动轴承结构的电机均有不停机加油和排油装置, 并可用专用加油工具进行不停机加排油。

主出线盒为密封结构, 防护等级为 IP54。一般装于电机右侧(从轴伸端看), 根据用户需要也能装于左侧。出线盒的进线孔可朝上、下、左、右四周转换。盒内有单独的接地端子。

4. Construction Description

Y and YR are the basic series motor, the protection class is IP23, the cooling method is IC01. This may derive the motors with all different protection classes and cooling methods, e.g., YKS (air—water cooling), YQF (climate protection), YKK (air—air cooling), YRKS, YRQF and YRKK series of motors.

The motor employs the internationally popular box structure, and the frame and end cover is welded with steel plate featuring the good stiffness and light weight. After removing the protective cover (or cooler), we may observe and touch the inside of motor, which is convenient for installation and maintenance of motor. The stator employs the external pressing structure. The stator winding employs the F-level insulation material and anti-corona material. The fixing of winding terminals employs the reliable special binding process. The whole stator employs the vacuum pressure impregnation F-level solventless paint (VPI) for treatment. Thus, the motor has the excellent and reliable insulation performance and damp-proof and shock resistance.

The squirrel-cage rotor in this series of motor mostly adopts the cast aluminum rotor, and no breakage of rotor happened, so the operation is very reliable; the squirrel-cage copper bar rotor employs the advanced and reliable welding process, and receives the fixation treatment inside the slot. The wound rotor employs the F-level insulation material and uses the vacuum pressure impregnation F-level solventless paint (VPI) for treatment.

There are two models of bearings, i.e., rolling bearing and sliding bearing. They are classified by the motor power size and rotating speed, and the protection class of basic model is IP44. If the motor has the high protection class, the protection class of bearing will be also improved accordingly.

The motor employs the rolling bearing structure has the oil filling and exhausting equipment without

stopping the machine, and the special oil filling tools may be used for filling and exhausting the oil without stopping the machine.

The main outlet box employs the sealed structure, and the protection level is IP54. They are generally installed on the right side of motor (viewed from the shaft end), and they may also be installed on the left side based on the demands of users. The inlet holes of outlet box may be switched to the upper, down, left and right directions. The box has the separate grounding terminals.

5. 异步电动机的起动(Y、YKS、YQF、YKK 系列)

异步电动机的转子采用了先进的计算技术来计算鼠笼转子的起动温升和应力, 以防电动机因起动负载过重而导致电机早期损坏。建议用户核查:

- (1)被驱动机械设备转动部分的转动惯量(折算到电动机转速后)应不超过技术数据表中(负载 J)项的数值;
- (2)用户的电网应保证电动机在起动过程中的电机端电压不低于额定电压的 85%;
- (3)被传动机械的阻力矩特性为水泵、风机类阻力矩特性。

在上述条件下, 电动机允许在实际冷状态下连续起动两次, 电动机在两次起动之间为自然停车; 或者在电动机热状态下起动一次。超出以上限制的再次起动电动机应在停车 1 小时以后。

如果需要电动机传动的机械转动部分的转动惯量超过技术数据表中的(负载 J)数值, 或要求频繁起动电动机, 或有可能带重负载起动的电动机, 务必请事先和我公司联系协商, 以便特殊设计, 确保电动机的可靠起动。

5. Starting of Induction Motor (Y, YKS, YQF, YKK)

The rotor of induction motor have adopted the advanced computer technique to calculate the temperature and pressure of the squirrel rotor, thus to avoid the motor's destroy at a early period because of the motor's overloaded while starting. So we suggest users to check the items as follows:

- (1) The moment of inertial (after being converted to motor's rotating speed) of the rotating part of the driven mechanical equipment should not over these values of (loading J) item shown in the technical table;
- (2) Customers should guarantee the voltage of electric network across the motor's terminals not lower than 85% of the rated value during starting;
- (3)The resistance moment feature of driven machines is the resistance moment feature of water pump and fan.

Under the above mentioned conditions, motor may be permitted to be started at actual cold condition for twice continuously, or at hot condition for once, the interval of two times starting is natural stoppage. The restarting of the motor over the above times should be one hour later.

If the moment of inertia of the mechanical rotating part of the driven machinery is over the value shown in (loading J) item of technical data, or there is a requirement to start motor frequently, or it is possible to start the motor under heavy loading, it is necessary to contact with our company for negotiating about specific design so as to ensure the reliable start-up of motor.

6. 订货须知

请在订货时注明以下内容:

- 电 机 型 号 : Y500-4
- 额 定 频 率 : 50Hz
- 额 定 功 率 : 1000kW
- 额 定 电 压 : 6kV
- 极 数 : 4 极
- 防 护 等 级 : IP23
- 冷 却 方 法 : IC01
- 安 装 型 式 : IMB3
- 旋 转 方 向 : 顺时针方向 (面对电动机轴伸端看)
- 出 线 盒 位 置 : 电动机右侧 (面对电动机轴伸端看)

6. Order Information

Please specify the following items when placing the order:

- Motor type: Y500-4
- Rated frequency: 50Hz
- Rated power: 1000kW
- Rated voltage: 6kV
- Poles: 4-pole
- Protection class: IP23
- Cooling method: IC01
- Installation method: IMB3
- Rotating direction: Clockwise (view facing shaft end of electrical motor)
- Position of terminal box: right side of motor (view facing shaft end of electrical motor)

7. 注意事项

- 核查被驱动机械设备转动惯量(折算到电动机的转速后), 请查阅前述第 5 条: 鼠笼型电动机的起动;
- 如工作条件有变化或其它特殊要求, 需另签订技术协议方可签订货合同;
- 样本内表中所列的技术性能数据均为保证值, 供设计选用和定货时参考;
- 随着技术的进步和有关国内外标准的修改, 样本内技术数据及尺寸有所变动, 不另行通知, 订货后请向我公司索取正式外形图。

7. Notice

- To check the moment of inertia (after being converted to motor's rotating speed) of rotating part of the driven machinery, please to consult the content of the fifth section: Squirrel cage type motor starting;
- If working condition being changed or other special requirement, it is necessary to sign a technical agreement before ordering;
- All technical property values shows in the sample table are guarantee values, which is a reference for design and ordering;
- Due to the technology development and the revise of relative state standards, if here have any changes in the technical data, we would not prior notice. After ordering, please to ask for the formal outline drawing of our company.

Y 系列中型高压三相异步电动机(机座号 355 ~ 630)

Y Series Medium Sized High Voltage Three-phase Induction Motors (H355~630)

Y 系列中型高压三相异步电动机(机座号 355 ~ 630)

Y Series Medium Sized High Voltage Three-phase Induction Motors (H355~630)

8. 技术数据表

8. Technical data

Y (IP23)、YKS (IP44、IP54、IP55、IP56)、YQF (IPW24) 系列技术数据(6kV) 保证值

Y (IP23), YKS (IP44, IP54, IP55, IP56), YQF (IPW24) series technical data (6kV) guarantee value

型号	额定 功率 (kW)	额定 转速 (r/min)	定子 电流 (A)	额定 效率 (%)	功率 因数 $\cos \phi$	堵转电流		堵转转矩		最大转矩 额定转矩	转动惯量 GD ² /4 (kg·m ²)		参考重量 (kg)		YKS 电机 冷却水量 (t/h)
						Ist/In	Tst/Tn	Tm/Tn	电机 Jm	负载 J	Y, YQF	YKS			
Y355-2	220	2971	26.5	92.8	0.86	7.0	0.6	1.8	2	18	1700	2020	3.7		
	250	2971	30.1	92.9	0.86	7.0	0.6	1.8	2	21	1700	2020	4.2		
	280	2971	33.7	93.1	0.86	7.0	0.6	1.8	2	24	1700	2020	4.7		
	315	2971	37.7	93.4	0.86	7.0	0.6	1.8	2	27	1800	2100	5.2		
	355	2971	42.4	93.7	0.86	7.0	0.6	1.8	2	31	1850	2150	5.7		
	400	2971	47.6	94.1	0.86	7.0	0.6	1.8	2	35	1950	2250	6.3		
Y400-2	450	2976	53.3	94.4	0.86	7.0	0.6	1.8	4	38	2150	2550	7.3		
	500	2976	58.5	94.6	0.87	7.0	0.6	1.8	4	42	2300	2700	7.8		
	560	2976	65.4	94.7	0.87	7.0	0.6	1.8	5	47	2550	2980	8.4		
	630	2976	73.4	94.9	0.87	7.0	0.6	1.8	5	53	2650	3050	9.1		
Y450-2	710	2980	82.7	95.0	0.87	7.0	0.6	1.8	6	60	3200	3600	9.3		
	800	2980	92.9	95.2	0.87	7.0	0.6	1.8	9	65	3400	3800	10.3		
	900	2980	104.5	95.3	0.87	7.0	0.6	1.8	10	73	3550	3950	11.3		
	1000	2980	114.6	95.4	0.88	7.0	0.6	1.8	11	81	3790	4190	11.9		
Y500-2	1120	2980	128.2	95.5	0.88	7.0	0.6	1.8	12	92	5100	5600	13.0		
	1250	2980	143.0	95.6	0.88	7.0	0.6	1.8	13	103	5330	5830	14.1		
	1400	2980	160.0	95.7	0.88	7.0	0.6	1.8	14	115	5150	6050	15.4		
	1600	2980	180.6	95.8	0.89	7.0	0.6	1.8	15	133	5720	6220	17.1		
Y560-2	1800	2980	202.9	95.9	0.89	7.0	0.6	1.8	16	150	6100	6700	21.4		
	2000	2980	225.3	96.0	0.89	7.0	0.6	1.8	28	157	6200	6800	23.2		
	2240	2980	252.0	96.1	0.89	7.0	0.6	1.8	31	176	6900	7500	24.6		
Y630-2	2500	2980	281.0	96.2	0.89	7.0	0.6	1.8	35	196	8400	8700	26.7		
	2800	2980	314.4	96.3	0.89	7.0	0.6	1.8	36	223	8800	9500	28.2		
	3150	2980	353.7	96.3	0.89	7.0	0.6	1.8	39	252	9300	10100	30.7		
Y355-4	220	1484	26.7	93.3	0.85	6.5	0.8	1.8	4	105	1610	1990	4.4		
	250	1484	30.3	93.4	0.85	6.5	0.8	1.8	4	120	1670	1870	4.8		
	280	1484	33.5	93.5	0.86	6.5	0.8	1.8	5	134	1740	2040	5.1		
	315	1484	37.7	93.6	0.86	6.5	0.8	1.8	5	152	1810	2110	5.5		
	355	1484	42.3	93.8	0.86	6.5	0.8	1.8	5	171	1880	2180	5.8		
Y400-4	400	1484	47.6	94.0	0.86	6.5	0.8	1.8	5	194	2050	2450	6.1		
	450	1483	53.5	94.2	0.86	6.5	0.8	1.8	10	214	2280	2680	7.5		
	500	1483	58.6	94.3	0.87	6.5	0.8	1.8	10	239	2450	1850	8.2		
	560	1483	65.5	94.5	0.87	6.5	0.8	1.8	12	267	2570	1970	8.8		
	630	1483	73.5	94.8	0.87	6.5	0.8	1.8	12	301	2880	3280	9.3		
Y450-4	710	1483	82.7	95.0	0.87	6.5	0.8	1.8	12	341	3600	4000	9.9		
	800	1484	93.0	95.1	0.87	6.5	0.8	1.8	19	379	3650	4150	11.0		
	900	1484	104.6	95.2	0.87	6.5	0.8	1.8	19	428	3680	4080	12.1		
	1000	1484	116.1	95.3	0.87	6.5	0.8	1.8	20	477	3800	4200	13.2		
Y500-4	1120	1484	129.9	95.4	0.87	6.5	0.7	1.8	20	467	4800	5300	14.3		
	1250	1488	143.1	95.5	0.88	6.5	0.7	1.8	34	507	4930	5570	14.9		
	1400	1488	160.1	95.6	0.88	6.5	0.7	1.8	36	569	5100	5740	16.2		
Y560-4	1600	1488	180.8	95.7	0.89	6.5	0.6	1.8	38	555	6350	7050	17.4		
	1800	1488	203.2	95.8	0.89	6.5	0.6	1.8	40	627	6700	7400	18.7		
	2000	1489	225.5	95.9	0.89	6.5	0.6	1.8	75	665	7100	7800	22.6		

Y (IP23)、YKS (IP44、IP54、IP55、IP56)、YQF (IPW24) 系列技术数据 (6kV) 保证值

Y (IP23), YKS (IP44, IP54, IP55, IP56), YQF (IPW24) series technical data (6kV) guarantee value

型号	额定 功率 (kW)	额定 转速 (r/min)	定子 电流 (A)	额定 效率 (%)	功率 因数 $\cos \varphi$	堵转电流	堵转转矩	最大转矩	转动惯量 $GD^2/4$ ($\text{kg}\cdot\text{m}^2$)		参考重量 (kg)		YKS 电机 冷却水量 (t/h)
						额定电流 Ist/In	额定转矩 Tst/Tn	额定转矩 Tm/Tn	电机 Jm	负载 J	Y, YQF	YKS	
Y630-4	2240	1489	252.3	96.0	0.89	6.5	0.6	1.8	84	745	7900	8600	24.3
	2500	1489	281.3	96.1	0.89	6.5	0.6	1.8	93	832	8300	9000	26.0
	2800	1485	314.7	96.2	0.89	6.5	0.6	1.8	109	933	8800	9580	29.0
	3150	1485	353.7	96.3	0.89	6.5	0.6	1.8	118	1054	9300	10000	31.3
Y355-6	220	991	27.8	93.0	0.82	6.0	0.8	1.8	7	238	1850	2150	4.7
	250	991	31.4	93.3	0.82	6.0	0.8	1.8	8	271	1980	2280	4.9
	280	991	34.7	93.5	0.83	6.0	0.8	1.8	8	304	2100	2400	5.1
Y400-6	315	998	39.0	93.7	0.83	6.0	0.8	1.8	12	334	2350	2750	5.6
	355	998	43.8	93.9	0.83	6.0	0.8	1.8	13	377	2510	2910	6.1
	400	998	49.3	94.0	0.83	6.0	0.8	1.8	15	424	2650	3050	6.8
	450	998	54.7	94.3	0.84	6.0	0.8	1.8	16	478	2850	3250	7.5
	500	998	59.9	94.5	0.85	6.0	0.8	1.8	17	532	2900	3300	8.2
Y450-6	560	991	66.9	94.7	0.85	6.0	0.8	1.8	23	601	3100	3500	8.8
	630	991	75.2	94.8	0.85	6.0	0.8	1.8	25	677	3200	3600	9.5
	710	991	84.6	95.0	0.85	6.0	0.8	1.8	27	764	3300	3700	10.2
	800	991	95.2	95.1	0.85	6.0	0.8	1.8	29	862	3400	3800	10.9
Y500-6	900	990	107.0	95.2	0.85	6.0	0.7	1.8	40	839	4600	5100	12.1
	1000	990	118.8	95.3	0.85	6.0	0.7	1.8	43	934	4900	5800	13.2
	1120	990	131.4	95.4	0.86	6.0	0.7	1.8	47	1047	5200	5700	14.3
Y560-6	1250	990	146.5	95.5	0.86	6.5	0.7	1.8	50	1171	5400	6000	15.4
	1400	989	163.9	95.6	0.86	6.5	0.7	1.8	79	1291	5850	6450	17.1
	1600	989	187.1	95.7	0.86	6.5	0.7	1.8	88	1478	6250	6850	18.4
Y630-6	1800	989	210.2	95.8	0.86	6.5	0.7	1.8	98	1664	7900	8600	19.7
	2000	985	233.4	95.9	0.86	6.5	0.7	1.8	122	1852	8200	8700	21.3
	2240	985	261.1	96.0	0.86	6.5	0.7	1.8	132	2079	8600	9300	23.8
	2500	985	291.1	96.1	0.86	6.5	0.7	1.8	142	2325	8900	9700	26.3
Y400-8	220	741	29.2	92.9	0.78	5.5	0.8	1.8	12	426	2270	2670	4.4
	250	741	32.7	93.0	0.79	5.5	0.8	1.8	13	485	2350	2750	4.8
	280	741	36.6	93.2	0.79	5.5	0.8	1.8	15	543	2480	2780	5.2
	315	741	40.6	93.4	0.80	5.5	0.8	1.8	16	612	2610	3010	5.6
	355	741	45.7	93.5	0.80	5.5	0.8	1.8	17	690	2750	3150	6.0
Y450-8	400	743	51.3	93.7	0.80	5.5	0.8	1.8	23	770	3300	3700	6.7
	450	743	57.0	93.8	0.81	5.5	0.8	1.8	25	867	3400	3800	7.3
	500	743	63.0	94.3	0.81	5.5	0.8	1.8	26	965	3500	3900	7.9
	560	743	69.6	94.4	0.82	5.5	0.8	1.8	27	1083	3600	4000	8.5
Y500-8	630	742	78.2	94.5	0.82	5.5	0.8	1.8	40	1212	4820	5320	9.1
	710	742	88.1	94.6	0.82	5.5	0.8	1.8	43	1368	5100	5300	9.8
	800	742	96.8	94.7	0.84	5.5	0.8	1.8	47	1543	5400	6000	10.5
Y560-8	900	742	108.8	94.8	0.84	6.0	0.7	1.8	50	1515	5600	6200	11.2
	1000	742	120.7	94.9	0.84	6.0	0.7	1.8	99	1640	6050	6350	13.5
	1120	742	135.1	95.0	0.84	6.0	0.7	1.8	109	1839	6550	7050	14.6
Y630-8	1250	742	150.6	95.1	0.84	6.0	0.7	1.8	119	2055	7400	8100	15.7
	1400	741	168.5	95.2	0.84	6.0	0.7	1.8	140	2301	8000	8700	17.5

Y 系列中型高压三相异步电动机(机座号 355 ~ 630)

Y Series Medium Sized High Voltage Three-phase Induction Motors (H355~630)

Y 系列中型高压三相异步电动机(机座号 355 ~ 630)

Y Series Medium Sized High Voltage Three-phase Induction Motors (H355~630)

Y (IP23)、YKS (IP44、IP54、IP55、IP56)、YQF (IPW24) 系列技术数据(6kV) 保证值

Y (IP23), YKS (IP44, IP54, IP55, IP56), YQF (IPW24) series technical data (6kV) guarantee value

型号	额定功率 (kW)	额定转速 (r/min)	定子电流 (A)	效率 (%)	功率因数 $\cos \varphi$	堵转电流 Ist/In	堵转转矩 Tst/Tn	最大转矩 Tm/Tn	转动惯量 GD ² /4 (kg·m ²)		参考重量(kg)		YKS 电机 冷却水量 (t/h)
									电机 Jm	负载 J	Y, YQF	YKS	
Y630-8	1600	741	192.3	95.3	0.84	6.0	0.7	1.8	150	2640	8400	9100	19.5
	1800	741	216.1	95.4	0.84	6.0	0.7	1.8	160	2979	8700	9400	21.5
Y400-10	220	593	29.9	92.1	0.77	5.5	0.8	1.8	21	664	2800	3200	4.6
	250	593	33.4	92.3	0.78	5.5	0.8	1.8	22	756	2950	3350	4.8
Y450-10	280	592	37.3	92.5	0.78	5.5	0.8	1.8	26	848	3200	3600	5.4
	315	592	42.0	92.6	0.78	5.5	0.8	1.8	29	955	3300	3700	5.8
	355	592	46.6	92.8	0.79	5.5	0.8	1.8	31	1077	3400	3800	6.5
	400	592	52.2	93.3	0.79	5.5	0.8	1.8	34	1215	3500	3900	7.2
	450	592	58.0	93.4	0.80	5.5	0.8	1.8	37	1368	3600	4000	7.9
Y500-10	500	590	64.3	93.6	0.80	5.5	0.8	1.8	55	1517	4750	5390	9.0
	560	590	71.9	93.7	0.80	5.5	0.8	1.8	62	1698	4970	5610	10.0
	630	590	80.8	93.8	0.80	5.5	0.8	1.8	62	1918	5050	5690	11.3
	710	590	88.6	94.0	0.82	5.5	0.8	1.8	62	2170	5130	5760	12.6
Y560-10	800	590	99.7	94.2	0.82	6.0	0.7	1.8	62	2138	5400	6000	13.9
	900	593	112.0	94.3	0.82	6.0	0.7	1.8	101	2350	6000	6200	13.8
	1000	593	124.3	94.4	0.82	6.0	0.7	1.8	111	2612	6050	6650	13.3
Y630-10	1120	593	138.9	94.6	0.82	6.0	0.7	1.8	121	2929	7800	8500	14.7
	1250	590	154.7	94.8	0.82	6.0	0.7	1.8	142	3296	8180	8820	16.0
	1400	590	173.1	94.9	0.82	6.0	0.7	1.8	154	3697	8580	9220	17.5
Y450-12	220	493	31.7	91.4	0.73	5.5	0.8	1.8	29	961	3550	4080	4.6
	250	493	35.9	91.7	0.73	5.5	0.8	1.8	31	1095	3650	4180	5.1
	280	493	39.3	92.7	0.74	5.5	0.8	1.8	31	1230	3650	4180	5.7
	315	493	43.6	92.8	0.75	5.5	0.8	1.8	33	1385	3750	4280	6.4
Y500-12	355	493	49.0	93.0	0.75	5.5	0.8	1.8	46	1552	4680	5320	7.3
	400	493	55.0	93.3	0.75	5.5	0.8	1.8	49	1752	4800	5440	8.2
	450	493	61.8	93.4	0.75	5.5	0.8	1.8	52	1974	4900	5540	8.9
	500	493	65.0	93.7	0.79	5.5	0.8	1.8	55	2196	5000	5640	9.6
Y560-12	560	493	72.7	93.8	0.79	6.0	0.7	1.8	58	2148	6000	6600	10.3
	630	494	81.7	93.9	0.79	6.0	0.7	1.8	101	2371	6240	6880	10.5
	710	494	92.0	94.0	0.79	6.0	0.7	1.8	111	2675	6450	7090	11.2
Y630-12	800	494	103.4	94.2	0.79	6.0	0.7	1.8	121	3018	7900	8500	12.0
	900	495	116.3	94.3	0.79	6.0	0.7	1.8	142	3375	8150	8790	12.4
	1000	495	129.0	94.4	0.79	6.0	0.7	1.8	155	3753	8550	9190	13.8
	1120	495	144.4	94.5	0.79	6.0	0.7	1.8	162	4215	8950	9590	15.2
Y500-14	220	420	32.3	91.0	0.72	5.5	0.8	1.8	30	1335	4300	4900	4.9
	250	420	36.7	91.1	0.72	5.5	0.8	1.8	36	1515	4400	5000	5.6
	280	420	40.5	91.2	0.73	5.5	0.8	1.8	42	1695	4500	5100	6.3
	315	420	45.5	91.3	0.73	5.5	0.8	1.8	48	1906	4600	5200	7.0
	355	420	51.2	91.4	0.73	5.5	0.8	1.8	54	2148	4700	5300	7.7
Y560-14	400	424	55.8	93.2	0.74	6.0	0.8	1.8	124	2311	6450	7140	13.1
	450	424	62.7	93.3	0.74	6.0	0.8	1.8	135	2604	6550	7240	14.0
	500	424	68.7	93.4	0.75	6.0	0.8	1.8	146	2897	6650	7340	14.9

Y (IP23)、YKS (IP44、IP54、IP55、IP56)、YQF (IPW24) 系列技术数据 (6kV) 保证值

Y (IP23), YKS (IP44, IP54, IP55, IP56), YQF (IPW24) series technical data (6kV) guarantee value

型号	额定功率 (kW)	额定转速 (r/min)	定子电流 (A)	效率 (%)	功率因数 $\cos \varphi$	堵转电流 Ist/In	堵转转矩 Tst/Tn	最大转矩 Tm/Tn	转动惯量 GD ² /4 (kg·m ²)		参考重量(kg)		YKS 电机 冷却水量 (t/h)
									电机 Jm	负载 J	Y, YQF	YKS	
Y630-14	560	415	73.7	93.7	0.78	6.0	0.8	1.8	160	3398	8564	9910	13.2
	630	415	82.9	93.8	0.78	6.0	0.8	1.8	172	3831	8764	1025	14.6
	710	415	93.3	93.9	0.78	6.0	0.8	1.8	184	4327	8964	1130	15.8
	800	415	105.0	94.0	0.78	6.0	0.8	1.8	197	4886	9164	1250	17.0
Y500-16	220	364	32.8	91.0	0.71	5.5	0.7	1.8	32	1558	4000	5000	6.2
	250	364	37.2	91.0	0.71	5.5	0.7	1.8	39	1768	4600	5200	7.1
	280	364	41.1	91.1	0.72	5.5	0.7	1.8	46	1977	4800	5400	7.8
	315	364	45.5	91.2	0.73	5.5	0.7	1.8	53	2223	5000	5600	8.7
Y560-16	355	369	50.4	92.8	0.73	5.5	0.7	1.8	156	2340	5750	6390	7.9
	400	369	56.8	92.8	0.73	5.5	0.7	1.8	168	2645	5960	6600	8.9
	450	369	64.0	92.5	0.73	5.5	0.7	1.8	176	2988	6240	6880	10.4
Y630-16	500	370	69.5	93.5	0.74	6.0	0.7	1.8	162	3335	9510	10150	9.9
	560	370	77.8	93.6	0.74	6.0	0.7	1.8	176	3741	9620	10260	10.9
	630	370	88.6	93.7	0.73	6.0	0.7	1.8	180	4226	9730	10370	12.1
	710	370	99.8	93.8	0.73	6.0	0.7	1.8	194	4772	9840	10480	13.4

Y 系列中型高压三相异步电动机(机座号 355~630)

Y Series Medium Sized High Voltage Three-phase Induction Motors (H355~630)

Y 系列中型高压三相异步电动机(机座号 355~630)

Y Series Medium Sized High Voltage Three-phase Induction Motors (H355~630)

YKK (IP44、IP54、IP55、IP56) 系列技术数据 (6kV) 保证值

YKK (IP44, IP54, IP55, IP56) series technical data (6kV) guarantee value

型号	额定 功率 (kW)	额定 转速 (r/min)	定子 电流 (A)	额定 效率 (%)	功率 因数 $\cos\varphi$	堵转电流 额定电流	堵转转矩 额定转矩	最大转矩 额定转矩	转动惯量 $GD^2/4$ ($\text{kg}\cdot\text{m}^2$)		参考重量 (kg)	
									电机 J_m	负载 J	IP44	IP54,IP55,IP56
YKK355-2	220	2975	26.9	92.5	0.85	7.0	0.6	1.8	2	18	1750	1760
	250	2975	30.6	92.6	0.85	7.0	0.6	1.8	2	21	1850	1860
	280	2975	34.2	92.8	0.85	7.0	0.6	1.8	2	24	1950	1960
	315	2975	38.3	93.1	0.85	7.0	0.6	1.8	2	27	2050	2060
YKK400-2	355	2975	42.5	93.4	0.86	7.0	0.6	1.8	2	31	2700	2710
	400	2979	47.8	93.7	0.86	7.0	0.6	1.8	4	33	2900	2940
	450	2979	53.6	94.0	0.86	7.0	0.6	1.8	4	38	3000	3010
	500	2979	59.4	94.2	0.86	7.0	0.6	1.8	5	41	3100	3110
YKK450-2	560	2979	66.4	94.4	0.86	7.0	0.6	1.8	5	47	3300	3210
	630	2979	73.7	94.6	0.87	7.0	0.6	1.8	6	52	3300	3310
	710	2980	82.9	94.7	0.87	7.0	0.6	1.8	9	57	3500	3510
	800	2981	93.3	94.8	0.87	7.0	0.6	1.8	10	64	3700	3710
YKK500-2	900	2982	104.8	95.0	0.87	7.0	0.6	1.8	11	72	3900	3910
	1000	2983	116.3	95.1	0.87	7.0	0.6	1.8	12	80	5300	5310
	1120	2983	130.1	95.2	0.87	7.0	0.6	1.8	13	90	5500	5510
	1250	2983	145.1	95.3	0.87	7.0	0.6	1.8	14	101	5800	5810
YKK560-2	1400	2983	160.5	95.4	0.88	7.0	0.6	1.8	15	114	6300	6310
	1600	2983	183.2	95.5	0.88	7.0	0.6	1.8	16	132	6300	6310
	1800	2980	205.9	95.6	0.88	7.0	0.6	1.8	28	138	7100	7110
YKK630-2	2000	2980	228.5	95.7	0.88	7.0	0.6	1.8	31	154	8800	8810
	2240	2980	255.7	95.8	0.88	7.0	0.6	1.8	35	172	9300	9310
	2500	2984	285.1	95.9	0.88	7.0	0.6	1.8	36	194	9700	9710
	2800	2984	318.9	96.0	0.88	7.0	0.6	1.8	39	219	11000	11030
YKK355-4	220	1480	26.8	93.0	0.85	6.5	0.7	1.8	4	92	180	1880
	250	1480	30.4	93.1	0.85	6.5	0.7	1.8	5	104	1930	1940
	280	1480	33.6	93.2	0.86	6.5	0.7	1.8	5	117	1990	2000
	315	1480	37.8	93.3	0.86	6.5	0.7	1.8	5	133	2150	2160
YKK400-4	355	1480	42.5	93.5	0.86	6.5	0.7	1.8	5	150	2380	2380
	400	1485	47.8	93.7	0.86	6.5	0.7	1.8	10	164	2460	2470
	450	1485	53.0	93.9	0.87	6.5	0.7	1.8	10	185	2550	2560
	500	1485	58.8	94.0	0.87	6.5	0.7	1.8	12	205	2640	2650
YKK450-4	560	1485	65.8	94.2	0.87	6.5	0.7	1.8	12	231	2730	2740
	630	1485	73.8	94.4	0.87	6.5	0.7	1.8	12	262	3550	3560
	710	1484	83.0	94.6	0.87	6.5	0.7	1.8	19	290	3800	3810
	800	1484	93.3	94.8	0.87	6.5	0.7	1.8	19	329	4100	4110
YKK500-4	900	1484	104.9	94.9	0.87	6.5	0.7	1.8	20	371	4300	4310
	1000	1484	116.4	95.0	0.87	6.5	0.7	1.8	20	415	4940	4950
	1120	1489	128.8	95.1	0.88	6.5	0.7	1.8	34	450	5050	5060
	1250	1489	143.6	95.2	0.88	6.5	0.7	1.8	36	504	5280	5290
YKK560-4	1400	1489	160.6	95.3	0.88	6.5	0.6	1.8	38	480	6750	6760
	1600	1489	183.4	95.4	0.88	6.5	0.6	1.8	40	552	7060	7070
	1800	1491	206.1	95.5	0.88	6.5	0.6	1.8	75	590	7350	7360

YKK (IP44、IP54、IP55、IP56) 系列技术数据 (6kV) 保证值

YKK (IP44, IP54, IP55, IP56) series technical data (6kV) guarantee value

型号	额定 功率 (kW)	额定 转速 (r/min)	定子 电流 (A)	额定 效率 (%)	功率 因数 $\cos\varphi$	堵转电流 额定电流	堵转转矩 额定转矩	最大转矩 额定转矩	转动惯量 $GD^2/4$ ($\text{kg}\cdot\text{m}^2$)		参考重量 (kg)	
									电机 J_m	负载 J	IP44	IP54,IP55,IP56
YKK630-4	2000	1491	228.8	95.6	0.88	6.5	0.6	1.8	84	654	8800	8800
	2240	1491	255.9	95.7	0.88	6.5	0.6	1.8	93	734	9100	9100
	2500	1489	285.4	95.8	0.88	6.5	0.6	1.8	109	816	9300	9300
	2800	1489	319.3	95.9	0.88	6.5	0.6	1.8	118	918	9500	9500
YKK355-6	220	991	27.8	92.8	0.82	6.0	0.7	1.8	8	206	2200	2210
	250	991	31.5	93.0	0.82	6.0	0.7	1.8	8	236	2200	2200
YKK400-6	280	990	35.2	93.3	0.82	6.0	0.7	1.8	12	262	2440	2450
	315	990	39.5	93.5	0.82	6.0	0.7	1.8	13	295	2530	2540
	355	990	43.9	93.7	0.83	6.0	0.7	1.8	15	332	2620	2630
	400	990	49.4	93.8	0.83	6.0	0.7	1.8	16	375	2710	2700
YKK450-6	450	990	55.4	94.1	0.83	6.0	0.7	1.8	17	423	2800	2810
	500	990	61.5	94.3	0.83	6.0	0.7	1.8	23	465	3400	3410
	560	990	68.0	94.4	0.84	6.0	0.7	1.8	25	522	3500	3510
	630	990	76.4	94.5	0.84	6.0	0.7	1.8	27	588	3600	3610
YKK500-6	710	990	85.8	94.8	0.84	6.0	0.7	1.8	29	665	3700	3710
	800	991	96.6	94.9	0.84	6.0	0.7	1.8	40	740	505	5060
	900	991	107.3	95.0	0.85	6.0	0.7	1.8	43	834	5350	5360
	1000	991	119.0	95.1	0.85	6.0	0.7	1.8	47	928	5650	5660
YKK560-6	1120	991	133.2	95.2	0.85	6.5	0.7	1.8	50	1042	6150	6170
	1250	990	146.8	95.3	0.86	6.5	0.7	1.8	79	1142	6850	6880
	1400	990	164.2	95.4	0.86	6.5	0.7	1.8	88	1280	7150	7180
YKK630-6	1600	990	187.5	95.5	0.86	6.5	0.7	1.8	98	1465	8950	8960
	1800	991	210.7	95.6	0.86	6.5	0.7	1.8	122	1633	9200	9210
	2000	991	233.8	95.7	0.86	6.5	0.7	1.8	132	1818	9700	9700
	2240	991	261.6	95.8	0.86	6.5	0.7	1.8	142	2042	10000	10090
YKK400-8	220	742	29.2	92.9	0.78	5.5	0.8	1.8	13	424	2880	2890
	250	742	32.7	93.0	0.79	5.5	0.8	1.8	15	482	2960	2970
	280	742	36.6	93.2	0.79	5.5	0.8	1.8	16	541	3040	3050
	315	742	41.1	93.4	0.79	5.5	0.8	1.8	17	609	3120	3130
YKK450-8	355	744	45.7	93.5	0.80	5.5	0.8	1.8	23	679	3390	3400
	400	744	51.3	93.7	0.80	5.5	0.8	1.8	25	766	3500	3510
	450	744	57.7	93.8	0.80	5.5	0.8	1.8	26	864	3700	3710
	500	744	63.8	94.2	0.80	5.5	0.8	1.8	27	961	3800	3810
YKK500-8	560	743	71.4	94.4	0.80	5.5	0.8	1.8	40	1070	5250	5270
	630	743	78.2	94.5	0.82	5.5	0.8	1.8	43	1206	5550	5570
	710	743	88.1	94.6	0.82	5.5	0.8	1.8	47	1360	5850	5870
YKK560-8	800	743	99.1	94.7	0.82	6.0	0.7	1.8	50	1338	6150	6170
	900	742	108.8	94.8	0.84	6.0	0.7	1.8	121	1444	7050	7080
	1000	742	120.7	94.9	0.84	6.0	0.7	1.8	131	1608	7050	7080

Y 系列中型高压三相异步电动机(机座号 355 ~ 630)

Y Series Medium Sized High Voltage Three-phase Induction Motors (H355~630)

Y 系列中型高压三相异步电动机(机座号 355 ~ 630)

Y Series Medium Sized High Voltage Three-phase Induction Motors (H355~630)

YKK (IP44、IP54、IP55、IP56) 系列技术数据 (6kV) 保证值

YKK (IP44, IP54, IP55, IP56) series technical data (6kV) guarantee value

型号	额定功率 (kW)	额定转速 (r/min)	定子电流 (A)	额定效率 (%)	功率因数 $\cos \varphi$	堵转电流 Ist/In	堵转转矩 Tst/Tn	最大转矩 Tm/Tn	转动惯量 GD ² /4 (kg·m ²)		参考重量 (kg)	
									电机 Jm	负载 J	IP44	IP54,IP55,IP56
YKK630-8	1120	742	135.1	95.0	0.84	6.0	0.7	1.8	141	1807	8000	8010
	1250	742	150.6	95.1	0.84	6.0	0.7	1.8	150	2024	8600	8610
	1400	742	168.5	95.2	0.84	6.0	0.7	1.8	160	2275	9000	9010
	1600	742	192.3	95.3	0.84	6.0	0.7	1.8	170	2613	9300	9310
YKK400-10	220	593	30.6	92.1	0.75	5.5	0.8	1.8	22	663	3210	
YKK450-10	250	595	34.8	92.3	0.75	5.5	0.8	1.8	26	747	3170	3180
	280	595	38.8	92.5	0.75	5.5	0.8	1.8	29	836	3270	3280
	315	595	43.0	92.8	0.76	5.5	0.8	1.8	31	943	3370	3380
	355	595	48.3	93.0	0.76	5.5	0.8	1.8	34	1063	3470	3480
YKK500-10	400	595	54.3	93.3	0.76	5.5	0.8	1.8	37	1199	3570	3580
	450	592	61.0	93.4	0.76	5.5	0.8	1.8	45	1360	5000	5020
	500	592	65.9	93.6	0.78	5.5	0.8	1.8	62	1499	5050	5070
	560	592	73.7	93.7	0.78	5.5	0.8	1.8	62	1687	5100	5120
YKK500-10	630	592	82.9	93.8	0.78	5.5	0.8	1.8	62	1905	5150	5170
	710	592	93.2	94.0	0.78	6.0	0.7	1.8	62	1878	6600	6620
	800	590	102.2	94.2	0.80	6.0	0.7	1.8	101	2099	6880	6910
	900	590	114.8	94.3	0.80	6.0	0.7	1.8	111	2365	7080	7110
YKK630-10	1000	590	127.4	94.4	0.80	6.0	0.7	1.8	121	2630	9000	9020
	1120	590	142.4	94.6	0.80	6.0	0.7	1.8	136	2945	9180	9210
	1250	590	158.8	94.7	0.80	6.0	0.7	1.8	154	3284	9580	9610
YKK450-12	220	495	31.9	92.2	0.72	5.5	0.8	1.8	31	952	3950	3970
	250	495	36.1	92.5	0.72	5.5	0.8	1.8	31	1085	4050	4070
	280	495	40.4	92.7	0.72	5.5	0.8	1.8	33	1217	4150	4170
YKK500-12	315	494	45.4	92.8	0.72	5.5	0.8	1.8	46	1366	5030	5050
	355	494	49.6	93.0	0.74	5.5	0.8	1.8	49	1543	5150	5200
	400	494	55.8	93.3	0.74	5.5	0.8	1.8	52	1742	5100	5350
	450	494	62.7	93.4	0.74	5.5	0.8	1.8	55	1963	5250	5500
YKK560-12	500	494	69.4	93.7	0.74	6.0	0.7	1.8	58	1904	6600	6650
	560	495	75.6	93.8	0.76	6.0	0.7	1.8	101	2087	6860	6890
	630	495	84.9	93.9	0.76	6.0	0.7	1.8	111	2351	7060	7090
YKK630-12	710	495	95.6	94.0	0.76	6.0	0.7	1.8	121	2653	9000	9030
	800	495	107.5	94.2	0.76	6.0	0.7	1.8	142	2984	9150	9180
	900	495	120.8	94.3	0.76	6.0	0.7	1.8	155	3362	9550	9580
	1000	495	134.1	94.4	0.76	6.0	0.7	1.8	162	3746	9950	9980
YKK500-14	220	421	33.8	92.1	0.68	5.5	0.8	1.8	36	1322	4950	4960
	250	421	37.2	92.3	0.70	5.5	0.8	1.8	47	1496	5050	5060
	280	420	41.7	92.4	0.70	5.5	0.8	1.8	58	1679	5150	5160
	315	420	46.8	92.5	0.70	5.5	0.8	1.8	69	1885	5250	5260
YKK560-14	355	423	52.7	92.6	0.70	6.0	0.8	1.8	124	2047	6550	6560
	400	423	57.7	92.7	0.72	6.0	0.8	1.8	135	2311	6550	6560
	450	424	64.8	92.8	0.72	6.0	0.8	1.8	146	2593	6750	7760

YKK (IP44、IP54、IP55、IP56) 系列技术数据 (6kV) 保证值

YKK (IP44, IP54, IP55, IP56) series technical data (6kV) guarantee value

型号	额定功率 (kW)	额定转速 (r/min)	定子电流 (A)	额定效率 (%)	功率因数 $\cos \varphi$	堵转电流 Ist/In	堵转转矩 Tst/Tn	最大转矩 Tm/Tn	转动惯量 GD ² /4 (kg·m ²)		参考重量 (kg)	
									电机 Jm	负载 J	IP44	IP54,IP55,IP56
YKK630-14	500	414	71.9	93.0	0.72	6.0	0.8	1.8	160	3032	8570	8580
	560	414	78.1	93.3	0.74	6.0	0.8	1.8	172	3403	8685	8695
	630	414	87.7	93.4	0.74	6.0	0.8	1.8	184	3838	8800	8810
	710	414	98.7	93.5	0.74	6.0	0.8	1.8	197	4336	8950	8960
YKK500-16	220	362	33.8	92.1	0.68	5.5	0.7	1.8	30	1577	4300	4310
	250	362	38.3	92.3	0.68	5.5	0.7	1.8	33	1794	4500	5410
	280	362	41.7	92.4	0.70	5.5	0.7	1.8	36	2010	4700	4710
YKK560-16	315	367	46.7	92.7	0.70	5.5	0.7	1.8	156	2083	5850	5860
	355	367	52.5	92.9	0.70	5.5	0.7	1.8	168	2356	6060	6070
	400	367	59.1	93.0	0.70	5.5	0.7	1.8	176	2668	6340	6350
YKK630-16	450	364	64.5	93.3	0.72	6.0	0.7	1.8	162	3090	9620	9630
	500	364	71.5	93.4	0.72	6.0	0.7	1.8	176	3437	9730	9740
	560	364	80.0	93.5	0.72	6.0	0.7	1.8	180	3867	9840	9850
	630	364	90.0	93.6	0.72	6.0	0.7	1.8	194	4359	9950	9960

Y 系列中型高压三相异步电动机(机座号 355 ~ 630)

Y Series Medium Sized High Voltage Three-phase Induction Motors (H355~630)

Y 系列中型高压三相异步电动机(机座号 355 ~ 630)

Y Series Medium Sized High Voltage Three-phase Induction Motors (H355~630)

YR (IP23)、YRKS (IP44, IP54, IP55, IP56)、YRQF (IPW24) 系列技术数据 (6kV) 保证值

YR (IP23), YRKS (IP44, IP54, IP55, IP56), YRQF (IPW24) series technical data (6kV) guarantee value

型号	额定功率 (kW)	额定转速 (r/min)	定子电流 (A)	额定效率 (%)	功率因数 $\cos \varphi$	最大转矩 额定转矩 T_m/T_n	电机转动惯量 $GD^2/4$ ($\text{kg}\cdot\text{m}^2$)	参考重量 (kg)		YRKS 电机 冷却水量 (t/h)
								YR,YRQF	YRKS	
YR355-4	220	1477	27.5	92.7	0.83	1.8	7	2250	2610	4.9
	250	1477	30.8	93.0	0.84	1.8	7	2270	2670	5.4
	280	1477	34.5	93.1	0.84	1.8	8	2370	2730	5.9
	315	1477	38.3	93.2	0.85	1.8	9	2440	2800	6.6
	355	1477	43.1	93.3	0.85	1.8	10	2520	2880	7.3
YR400-4	400	1477	48.4	93.5	0.85	1.8	11	2800	3160	7.9
	450	1480	54.4	93.7	0.85	1.8	15	2900	3360	8.6
	500	1480	60.3	93.9	0.85	1.8	17	3050	3510	9.3
	560	1480	67.3	94.2	0.85	1.8	19	3150	3610	9.9
	630	1480	74.6	94.5	0.86	1.8	21	3250	3710	10.5
YR450-4	710	1480	84.0	94.6	0.86	1.8	23	3800	4260	11.6
	800	1480	93.4	94.7	0.87	1.8	27	3900	4430	12.8
	900	1480	105.0	94.8	0.87	1.8	32	4050	4580	14.1
	1000	1480	116.6	94.9	0.87	1.8	36	4200	4730	15.4
	1120	1480	130.4	95.0	0.87	1.8	40	5400	5930	16.8
YR500-4	1250	1485	145.4	95.1	0.87	1.8	54	5600	6240	18.4
	1400	1485	162.7	95.2	0.87	1.8	64	5750	6390	20.2
	1600	1485	185.7	95.3	0.87	1.8	80	8500	9140	22.5
YR560-4	1800	1485	208.7	95.4	0.87	1.8	92	8600	9240	24.8
	2000	1486	231.6	95.5	0.87	1.8	100	8700	9340	26.9
YR630-4	2240	1486	259.2	95.6	0.87	1.8	115	9400	10040	29.5
	2500	1486	288.9	95.7	0.87	1.8	130	9600	10240	32.1
	2800	1480	323.3	95.8	0.87	1.8	150	9800	10440	35.1
	3150	1480	363.3	95.9	0.87	1.8	165	9900	10540	38.5
	3550	1480	403.3	96.0	0.87	1.8	180	10000	10640	41.9
YR355-6	220	994	28.3	92.5	0.81	1.8	14	2600	3060	5.1
	250	994	31.6	92.7	0.82	1.8	16	2650	3110	5.6
	280	994	35.4	92.8	0.82	1.8	18	2740	3200	6.2
YR400-6	315	994	39.7	93.0	0.82	1.8	20	2850	3310	6.8
	355	994	44.7	93.2	0.82	1.8	22	2930	3390	7.4
	400	994	49.6	93.5	0.83	1.8	25	3080	3540	7.9
	450	994	55.1	93.6	0.84	1.8	28	3180	3640	8.8
	500	994	61.1	93.8	0.84	1.8	32	3300	3760	9.4
YR450-6	560	985	68.2	94.0	0.84	1.8	37	3700	4230	10.2
	630	985	75.6	94.3	0.85	1.8	32	3840	4370	10.9
	710	985	85.1	94.5	0.85	1.8	48	3960	4490	11.8
	800	985	95.6	94.7	0.85	1.8	54	4080	4610	12.8
YR500-6	900	988	107.5	94.8	0.85	1.8	62	5000	5640	14.1
	1000	988	119.2	95.0	0.85	1.8	70	5200	5840	15.0
	1120	988	133.3	95.1	0.85	1.8	80	5350	5990	16.5
	1250	988	148.6	95.2	0.85	1.8	95	6600	7240	18.0
YR560-6	1400	991	166.3	95.3	0.85	1.8	105	6800	7440	19.7
	1600	991	189.9	95.4	0.85	1.8	120	7050	7690	22.0
	1800	991	213.4	95.5	0.85	1.8	135	9000	9640	24.2
YR630-6	2000	990	236.8	95.6	0.85	1.8	160	9300	9940	26.3
	2240	990	265.3	95.6	0.85	1.8	180	9800	10440	29.5
	2500	990	295.7	95.7	0.85	1.8	200	10300	10940	32.1
	3150	990	363.3	95.8	0.85	1.8	240	10800	11440	38.5
YR400-8	220	734	29.4	92.2	0.78	1.8	18	2800	3260	5.3
	250	734	33.4	92.3	0.78	1.8	19	2900	3360	6.0

YR (IP23)、YRKS (IP44, IP54, IP55, IP56)、YRQF (IPW24) 系列技术数据 (6kV) 保证值

YR (IP23), YRKS (IP44, IP54, IP55, IP56), YRQF (IPW24) series technical data (6kV) guarantee value

型号	额定功率 (kW)	额定转速 (r/min)	定子电流 (A)	额定效率 (%)	功率因数 $\cos \varphi$	最大转矩 额定转矩 T_m/T_n	电机转动惯量 $GD^2/4$ ($\text{kg}\cdot\text{m}^2$)	参考重量 (kg)		YRKS 电机 冷却水量 (t/h)
								YR,YRQF	YRKS	
YR400-8	280	734	36.9	92.5	0.79	1.8	21	3000	3460	6.5
	315	734	40.9	92.6	0.80	1.8	23	3120	3580	7.2
	355	734	46.1	92.7	0.80	1.8	25	3250	3710	8.0
YR450-8	400	736	51.7	93.0	0.80	1.8	33	3600	4130	8.6
	450	736	57.4	93.2	0.81	1.8	38	3760	4290	9.4
	500	736	63.5	93.5	0.81	1.8	44	3900	4430	9.9
YR500-8	560	736	71.0	93.7	0.81	1.8	50	4050	4580	10.8
	630	737	79.7	93.9	0.81	1.8	56	5000	5640	11.7
	710	737	89.7	94.0	0.81	1.8	65	5150	5790	12.9
YR560-8	800	737	100.9	94.2	0.81	1.8	78	5450	6090	14.1
	900	737	113.4	94.3	0.81	1.8	90	5600	6240	15.5
	1000	740	125.8	94.4	0.81	1.8	137	6750	7390	16.9
YR630-8	1120	740	140.8	94.5	0.81	1.8	153	7000	7640	18.6
	1250	740	157.0	94.6	0.81	1.8	170	9550	10190	20.4
	1400	740	175.6	94.7	0.81	1.8	193	10050	10690	22.4
YR400-10	1600	740	200.5	94.8	0.81	1.8	210	10200	10840	25.1
	1800	740	219.7	95.0	0.83	1.8	230	10500	11140	27.1
	220	585	30.4	90.3	0.77	1.8	32	3100	3630	6.8
YR450-10	250	585	34.5	90.5	0.77	1.8	35	3300	3830	7.5
	280	587	37.6	91.8	0.78	1.8	39	3800	4330	7.1
	315	587	42.3	91.9	0.78	1.8	42	3920	4450	7.9
YR500-10	355	587	47.6	92.1	0.78	1.8	46	4050	4580	8.7
	400	587	53.2	92.8	0.78	1.8	50	4150	4680	8.9
	450	587	59.6	93.1	0.78	1.8	55	4300	4830	9.5
YR560-10	500	590	65.3	93.3	0.79	1.8	62	4800	5440	10.3
	560	590	73.0	93.5	0.79	1.8	70	5000	5640	11.1
	630	590	81.0	93.6	0.80	1.8	80	5200	5840	12.3
YR630-10	710	590	91.1	93.7	0.80	1.8	90	5400	6040	13.6
	800	590	102.6	93.8	0.80	1.8	115	6820	7420	15.1
	900	593	115.3	93.9	0.80	1.8	145	6860	7500	16.7
YR450-12	1000	593	127.8	94.1	0.80	1.8	160	7000	7640	17.9
	1120	593	143.0	94.2	0.80	1.8	180	8500	9100	19.7
	1250	590	159.4	94.3	0.80	1.8	208	8830	9450	21.6
YR500-12	1400	590	176.2	94.4	0.81	1.8	220	9100	9740	23.7
	220	495	32.5	90.4	0.72	1.8	43	3750	4280	6.7
YR560-12	250	495	36.5	91.5	0.72	1.8	46	3900	4430	6.6
	280	495	40.3	91.7	0.73	1.8	50	4100	4630	7.2
	315	495	44.5	92.0	0.74	1.8	55	4250	4780	7.8
YR630-12	355	495	49.5	92.1	0.75	1.8	61	5200	5840	8.7
	400	495	55.6	92.3	0.75	1.8	64	5300	5940	9.5
	450	495	60.8	92.5	0.77	1.8	75	5400	6040	10.4
YR400-14	500	495	67.4	92.7	0.77	1.8	90	5500	6140	11.2
	560	495	75.4	92.8	0.77	1.8	110	6600	7240	12.4
	630	493	84.7	92.9	0.77	1.8	148	6800	7440	13.8
YR500-14	710	493	95.4	93.0	0.77	1.8	160	6950	7590	15.3
	800	493	107.4	93.1	0.77	1.8	175	8030	8640	16.9
	900	492	120.7	93.2	0.77	1.8	193	8350	9190	18.8
YR630-14	1000	492	131.5	93.8	0.78	1.8	210	8760	9490	18.9
	1120	492	147.3	93.8	0.78	1.8	230	9350	9950	21.2

Y 系列中型高压三相异步电动机(机座号 355 ~ 630)

Y Series Medium Sized High Voltage Three-phase Induction Motors (H355~630)

Y 系列中型高压三相异步电动机(机座号 355 ~ 630)

Y Series Medium Sized High Voltage Three-phase Induction Motors (H355~630)

YR (IP23), YRKS (IP44, IP54, IP55, IP56), YRQF (IPW24) 系列技术数据 (6kV) 保证值

YR (IP23), YRKS (IP44, IP54, IP55, IP56), YRQF (IPW24) series technical data (6kV) guarantee value

型号	额定功率 (kW)	额定转速 (r/min)	定子电流 (A)	额定效率 (%)	功率因数 $\cos \varphi$	最大转矩 额定转矩 Tm/Tn	电机转动惯量 GD ² /4 (kg·m ²)	参考重量 (kg)		YRKS 电机 冷却水量 (t/h)
								YR, YRQF	YRKS	
YR500-14	220	423	33.1	90.2	0.71	1.8	50	5300	5940	6.8
	250	423	37.1	91.3	0.71	1.8	55	5400	6040	6.8
	280	423	40.9	91.5	0.72	1.8	60	5500	6140	7.4
	315	423	45.2	91.8	0.73	1.8	65	5600	6240	8.0
	355	423	50.2	91.9	0.74	1.8	75	5700	6340	8.9
YR560-14	400	420	56.5	92.1	0.74	1.8	90	6900	7540	9.8
	450	420	62.6	92.3	0.75	1.8	100	7050	7690	10.7
	500	420	69.4	92.5	0.75	1.8	115	7200	7840	11.6
YR630-14	560	417	77.6	92.6	0.75	1.8	135	8600	9240	12.8
	630	417	87.2	92.7	0.75	1.8	155	9150	9790	14.2
	710	417	98.2	92.8	0.75	1.8	193	9650	10290	15.7
	800	417	110.5	92.9	0.75	1.8	213	10150	10790	17.5
YR500-16	220	370	33.6	90.0	0.70	1.8	57	5400	6040	7.0
	250	370	37.8	91.0	0.70	1.8	61	5500	6140	7.1
	280	370	42.2	91.2	0.70	1.8	65	5600	6240	7.7
	315	370	47.3	91.6	0.70	1.8	70	5700	6340	8.3
YR560-16	355	368	52.5	91.7	0.71	1.8	80	7000	7640	9.2
	400	368	59.0	91.9	0.71	1.8	95	7150	7790	10.1
	450	368	66.2	92.1	0.71	1.8	105	7280	7920	11.0
YR630-16	500	365	72.4	92.3	0.72	1.8	120	8720	9360	11.9
	560	365	81.0	92.4	0.72	1.8	140	9250	9890	13.2
	630	365	91.0	92.5	0.72	1.8	160	9780	10420	14.6
	710	365	102.5	92.6	0.72	1.8	200	10230	10870	16.2

YRKK (IP44, IP54, IP55, IP56) 系列技术数据 (6kV) 保证值

YRKK (IP44, IP54, IP55, IP56) series technical data (6kV) guarantee value

型号	额定功率 (kW)	额定转速 (r/min)	定子电流 (A)	额定效率 (%)	功率因数 $\cos \varphi$	最大转矩 额定转矩 Tm/Tn	电机转动惯量 GD ² /4 (kg·m ²)	参考重量 (kg)	
								IP44	IP54, IP55, IP56
YRKK355-4	220	1477	27.6	92.4	0.83	1.8	8	2450	2460
	250	1477	30.9	92.7	0.84	1.8	8	2500	2510
	280	1477	34.6	92.8	0.84	1.8	9	2550	2560
	315	1477	38.8	92.9	0.84	1.8	9	2600	2610
	355	1477	43.7	93.0	0.84	1.8	10	2650	2660
YRKK400-4	400	1480	49.2	93.2	0.84	1.8	14	3050	3060
	450	1480	54.5	93.4	0.85	1.8	15	3150	3160
	500	1480	60.5	93.6	0.85	1.8	16	3250	3260
	560	1480	67.5	93.9	0.85	1.8	18	3350	3360
	630	1480	75.7	94.2	0.85	1.8	20	3450	3460
YRKK450-4	710	1480	84.2	94.3	0.86	1.8	23	3980	4000
	800	1480	94.8	94.4	0.86	1.8	25	4100	4120
	900	1480	106.6	94.5	0.86	1.8	29	4210	4230
	1000	1480	118.3	94.6	0.86	1.8	30	5480	5500
	1120	1485	130.8	94.7	0.87	1.8	47	5600	5620
YRKK500-4	1250	1485	145.8	94.8	0.87	1.8	51	5800	5820
	1400	1485	163.2	94.9	0.87	1.8	53	8000	8020
	1600	1485	186.3	95.0	0.87	1.8	57	8200	8220
YRKK560-4	1800	1480	209.4	95.1	0.87	1.8	78	8500	8530
	2000	1480	232.4	95.2	0.87	1.8	85	9500	9530
	2240	1480	260.0	95.3	0.87	1.8	94	9800	9830
YRKK630-4	2500	1480	289.8	95.4	0.87	1.8	132	9950	9980
	2800	1480	324.3	95.5	0.87	1.8	145	10500	10530
YRKK355-6	220	980	28.0	92.3	0.82	1.8	12	2800	2810
	250	980	31.7	92.5	0.82	1.8	14	2900	2910
YRKK400-6	280	980	35.5	92.6	0.82	1.8	17	3000	3010
	315	980	39.4	92.8	0.83	1.8	19	3100	3110
	355	980	44.3	93.0	0.83	1.8	21	3200	3210
	400	980	49.7	93.3	0.83	1.8	22	3300	3310
	450	980	55.9	93.4	0.83	1.8	25	3400	3410
YRKK450-6	500	980	61.2	93.6	0.84	1.8	31	3900	3920
	560	980	68.4	93.8	0.84	1.8	35	4000	4020
	630	980	76.7	94.1	0.84	1.8	36	4100	4120
	710	980	86.3	94.3	0.84	1.8	40	4200	4220
YRKK500-6	800	988	95.8	94.5	0.85	1.8	49	5200	5220
	900	988	107.7	94.6	0.85	1.8	55	5350	5370
	1000	988	119.4	94.8	0.85	1.8	61	5500	5520
YRKK560-6	1120	988	133.6	94.9	0.85	1.8	65	6800	6820
	1250	992	149.0	95.0	0.85	1.8	97	7000	7030
	1400	992	166.7	95.1	0.85	1.8	108	7250	7280
YRKK630-6	1600	992	190.3	95.2	0.85	1.8	120	9500	9530
	1800	992	213.8	95.3	0.85	1.8	150	9900	9930
	2000	992	237.3	95.4	0.85	1.8	164	10400	10430
	2240	992	265.5	95.5	0.85	1.8	178	10900	10930
YRKK400-8	220	740	29.1	92.2	0.79	1.8	20	3150	3160
	250	740	33.0	92.3	0.79	1.8	21	3180	3190
	280	740	36.9	92.5	0.79	1.8	21	3250	3260
	315	740	41.4	92.6	0.79	1.8	23	3350	3360

Y 系列中型高压三相异步电动机(机座号 355 ~ 630)

Y Series Medium Sized High Voltage Three-phase Induction Motors (H355~630)

Y 系列中型高压三相异步电动机(机座号 355 ~ 630)

Y Series Medium Sized High Voltage Three-phase Induction Motors (H355~630)

YRKK (IP44、IP54、IP55、IP56) 系列技术数据 (6kV) 保证值

YRKK (IP44, IP54, IP55, IP56) series technical data (6kV) guarantee value

型号	额定 功率 (kW)	额定 转速 (r/min)	定子 电流 (A)	额定 效率 (%)	功率 因数 $\cos \varphi$	最大转矩 额定转矩 Tm/Tn	电机转动惯量 GD ² /4 (kg·m ²)	参考重量 (kg)	
								IP44	IP54,IP55,IP56
YRKK450-8	355	736	46.1	92.7	0.80	1.8	30	3850	3870
	400	736	51.7	93.0	0.80	1.8	32	3950	3970
	450	736	58.1	93.1	0.80	1.8	35	4080	4100
	500	736	64.3	93.5	0.80	1.8	38	4200	4220
YRKK500-8	560	740	71.0	93.7	0.81	1.8	47	5230	5250
	630	740	79.7	93.9	0.81	1.8	51	5330	5350
	710	740	89.7	94.0	0.81	1.8	59	5430	5450
YRKK560-8	800	740	100.9	94.2	0.81	1.8	62	6550	6570
	900	740	113.4	94.3	0.81	1.8	115	6750	6780
	1000	740	125.8	94.4	0.81	1.8	126	6800	6830
YRKK560-8	1120	740	140.8	94.5	0.81	1.8	139	9100	9130
	1250	740	157.0	94.6	0.81	1.8	165	9300	9330
	1400	740	173.5	94.7	0.82	1.8	178	9800	9830
	1600	740	198.1	94.8	0.82	1.8	195	10300	10330
YRKK400-10	220	588	30.9	91.3	0.75	1.8	29	3400	3420
YRKK450-10	250	588	35.1	91.5	0.75	1.8	31	4100	4120
	280	588	38.6	91.8	0.76	1.8	35	4150	4170
	315	588	43.4	91.9	0.76	1.8	38	4200	4220
	355	588	48.8	92.1	0.76	1.8	41	4350	4370
	400	588	54.6	92.8	0.76	1.8	45	4450	4470
YRKK500-10	450	590	60.4	93.1	0.77	1.8	54	5100	5120
	500	590	67.0	93.3	0.77	1.8	60	5080	5100
	560	590	74.8	93.5	0.77	1.8	63	5300	5320
	630	590	84.1	93.6	0.77	1.8	68	5500	5520
YRKK560-10	710	590	93.5	93.7	0.78	1.8	75	6700	6720
	800	590	105.2	93.8	0.78	1.8	115	6800	6830
	900	590	118.2	93.9	0.78	1.8	127	6980	7010
YRKK630-10	1000	590	131.1	94.1	0.78	1.8	140	8350	8380
	1120	593	144.8	94.2	0.79	1.8	164	8800	8830
	1250	593	161.5	94.3	0.79	1.8	178	9300	9330
YRKK450-12	220	495	32.3	91.0	0.72	1.8	41	4350	4370
	250	495	36.6	91.3	0.72	1.8	43	4500	4520
	280	495	40.8	91.7	0.72	1.8	46	4700	4720
YRKK500-12	315	495	45.8	92.0	0.72	1.8	53	5500	5520
	355	495	50.8	92.1	0.73	1.8	60	5700	5720
	400	495	57.1	92.3	0.73	1.8	65	5800	5820
	450	495	64.1	92.5	0.73	1.8	68	5900	5920
YRKK560-12	500	495	69.2	92.7	0.75	1.8	73	6400	6420
	560	490	77.4	92.8	0.75	1.8	115	6760	6790
	630	490	87.0	92.9	0.75	1.8	125	7000	7030
YRKK630-12	710	490	98.0	93.0	0.75	1.8	135	8350	8380
	800	490	108.8	93.1	0.76	1.8	165	8700	8730
	900	490	120.7	93.2	0.77	1.8	180	9200	9230
	1000	490	133.9	93.3	0.77	1.8	196	9250	9280
YRKK500-14	220	415	32.3	92.3	0.71	1.8	43	5550	5570
	250	415	36.7	92.3	0.71	1.8	46	5650	5670
	280	415	41.0	92.5	0.71	1.8	50	5750	5770
	315	415	46.2	92.5	0.71	1.8	57	5900	5920

YRKK (IP44、IP54、IP55、IP56) 系列技术数据 (6kV) 保证值

YRKK (IP44, IP54, IP55, IP56) series technical data (6kV) guarantee value

型号	额定 功率 (kW)	额定 转速 (r/min)	定子 电流 (A)	额定 效率 (%)	功率 因数 $\cos \varphi$	最大转矩 额定转矩 Tm/Tn	电机转动惯量 GD ² /4 (kg·m ²)	参考重量 (kg)	
								IP44	IP54,IP55,IP56
YRKK560-14	355	418	50.7	93.6	0.72	1.8	120	6780	6810
	400	418	57.0	93.8	0.72	1.8	127	6900	6930
	450	418	64.0	94.0	0.72	1.8	135	7200	7230
YRKK630-14	500	418	68.9	94.4	0.74	1.8	170	8650	8680
	560	418	77.1	94.5	0.74	1.8	185	9150	9180
	630	418	86.6	94.6	0.74	1.8	200	9200	9230
	710	418	97.5	94.7	0.74	1.8	221	9820	9850
YRKK500-16	220	360	32.8	92.3	0.70	1.8	50	5500	5520
	250	360	37.2	92.3	0.70	1.8	56	5700	5720
	280	360	41.6	92.5	0.70	1.8	65	5900	5920
YRKK560-16	315	365	46.3	93.6	0.70	1.8	125	6800	6830
	355	365	51.3	93.8	0.71	1.8	135	7000	7030
	400	365	57.7	94.0	0.71	1.8	150	7250	7280
YRKK630-16	450	365	64.6	94.4	0.71	1.8	178	8700	8730
	500	365	69.7	94.5	0.73	1.8	190	9200	9230
	460	365	64.1	94.6	0.73	1.8	208	9300	9330
	630	365	87.7	94.7	0.73	1.8	230	9900	9930

Y 系列中型高压三相异步电动机(机座号 355 ~ 630)

Y Series Medium Sized High Voltage Three-phase Induction Motors (H355~630)

Y 系列中型高压三相异步电动机(机座号 355 ~ 630)

Y Series Medium Sized High Voltage Three-phase Induction Motors (H355~630)

Y (IP23)、YKS (IP44、IP54、IP55、IP56)、YQF (IPW24) 系列技术数据 (10kV) 保证值

Y (IP23), YKS (IP44, IP54, IP55, IP56), YQF (IPW24) series technical data (10kV) guarantee value

型号	额定功率	额定转速	定子电流	额定效率	功率因数	堵转电流	堵转转矩	最大转矩	转动惯量 GD ² /4		参考重量		YKS 电机 冷却水量 (t/h)
	(kW)	(r/min)	(A)	(%)	cos φ	Ist/In	Tst/Tn	Tm/Tn	(kg·m ²)	电机电机 Jm	负载 J	Y,YQF	
Y400-2	185	2983	13.4	92.6	0.86	7.0	0.6	1.8	5	12	2700	3100	4.2
	200	2983	14.5	92.8	0.86	7.0	0.6	1.8	5	13	2710	3100	4.4
	220	2983	15.9	93.0	0.86	7.0	0.6	1.8	5	15	2730	3130	4.7
	250	2983	18.0	93.2	0.86	7.0	0.6	1.8	5	18	2750	3150	5.2
	280	2983	20.1	93.4	0.86	7.0	0.6	1.8	5	21	2770	3170	5.7
	315	2984	22.6	93.6	0.86	7.0	0.6	1.8	5	24	2850	3250	6.2
	355	2982	25.1	93.8	0.87	7.0	0.6	1.8	6	27	2870	3270	6.7
Y450-2	400	2981	28.2	94.1	0.87	7.0	0.6	1.8	6	31	2870	3270	7.2
	450	2980	31.7	94.3	0.87	7.0	0.6	1.8	6	36	2950	3350	7.8
	500	2978	35.2	94.4	0.87	7.0	0.6	1.8	6	40	3060	3460	8.5
	560	2980	39.3	94.5	0.87	7.0	0.6	1.8	7	45	3150	3550	9.3
	630	2980	44.2	94.6	0.87	7.0	0.6	1.8	8	50	3300	3700	10.3
	710	2980	49.2	94.7	0.88	7.0	0.6	1.8	8	58	3500	3900	11.4
Y500-2	800	2980	55.4	94.8	0.88	7.0	0.6	1.8	9	65	4500	5100	12.5
	900	2980	62.2	94.9	0.88	7.0	0.6	1.8	10	73	4750	5350	13.8
	1000	2980	69.1	95.0	0.88	7.0	0.6	1.8	11	81	4900	5520	15.0
	1120	2983	77.2	95.2	0.88	7.0	0.6	1.8	11	92	5400	6100	16.1
Y560-2	1250	2985	85.0	95.4	0.89	7.0	0.6	1.8	20	95	6740	7450	17.2
	1400	2985	95.1	95.5	0.89	7.0	0.6	1.8	21	108	7100	7800	18.8
	1600	2985	108.6	95.6	0.89	7.0	0.6	1.8	23	124	7300	8100	21.0
	1800	2980	120.7	95.7	0.90	7.0	0.6	1.8	29	137	7600	8400	23.1
Y630-2	2000	2980	133.9	95.8	0.90	7.0	0.6	1.8	31	154	9500	10140	25.1
	2240	2980	149.7	96.0	0.90	7.0	0.6	1.8	34	173	10000	10640	26.7
	2500	2980	165.1	96.1	0.91	7.0	0.6	1.8	36	195	10500	11140	29.0
	2800	2980	184.7	96.2	0.91	7.0	0.6	1.8	38	221	11000	11640	31.6
Y400-4	185	1488	13.6	92.1	0.85	7.0	0.7	1.8	10	70	2650	3050	4.5
	200	1488	14.7	92.3	0.85	7.0	0.7	1.8	10	76	2650	3050	4.8
	220	1488	16.2	92.5	0.85	7.0	0.7	1.8	10	85	2650	3050	5.1
	250	1488	18.3	92.7	0.85	7.0	0.7	1.8	10	98	2570	3070	5.6
	280	1488	20.5	92.9	0.85	7.0	0.7	1.8	10	111	2670	3070	6.1
	315	1488	23.0	93.1	0.85	7.0	0.7	1.8	10	126	2680	3080	6.7
	355	1488	25.5	93.3	0.86	7.0	0.7	1.8	10	144	2680	3080	7.3
Y450-4	400	1488	28.7	93.5	0.86	7.0	0.7	1.8	11	162	2870	3370	7.9
	450	1488	32.2	93.9	0.86	7.0	0.7	1.8	12	183	2970	3420	8.4
	500	1488	35.7	94.0	0.86	7.0	0.7	1.8	14	202	3050	3550	9.1
	560	1488	39.9	94.2	0.86	7.0	0.7	1.8	15	227	3170	3670	9.9
	630	1488	44.8	94.4	0.86	7.0	0.7	1.8	17	255	3460	3960	10.7
	710	1488	49.6	95.0	0.87	7.0	0.7	1.8	19	288	3770	4270	10.7
Y500-4	800	1488	55.8	95.1	0.87	7.0	0.7	1.8	20	326	3960	4560	11.8
	900	1488	62.0	95.2	0.88	7.0	0.7	1.8	22	367	4180	4780	13.0
	1000	1488	68.8	95.3	0.88	7.0	0.7	1.8	24	408	4370	4970	14.1
	1120	1488	77.0	95.4	0.88	7.0	0.7	1.8	25	459	4580	5180	15.4

Y (IP23)、YKS (IP44、IP54、IP55、IP56)、YQF (IPW24) 系列技术数据 (10kV) 保证值

Y (IP23), YKS (IP44, IP54, IP55, IP56), YQF (IPW24) series technical data (10kV) guarantee value

型号	额定功率 (kW)	额定转速 (r/min)	定子电流 (A)	额定效率 (%)	功率因数 cos φ	堵转电流	堵转转矩	最大转矩	转动惯量 GD²/4		参考重量		YKS 电机冷却水量 (t/h)
						额定电流	额定转矩 Tst/Tn	额定转矩 Tm/Tn	(kg.m²)		(kg)		
									电机 Jm	负载 J	Y,YQF	YKS	
Y560-4	1250	1490	84.9	95.5	0.89	7.0	0.7	1.8	30	509	6300	6990	16.8
	1400	1490	94.9	95.7	0.89	7.0	0.7	1.8	59	545	6600	7240	18.0
	1600	1490	108.3	95.8	0.89	7.0	0.7	1.8	66	624	6900	7540	20.0
	1800	1487	121.8	95.9	0.89	7.0	0.7	1.8	88	691	7200	7800	22.0
Y630-4	2000	1487	135.2	96.0	0.89	7.0	0.6	1.8	96	646	9000	10000	23.8
	2240	1487	151.2	96.1	0.89	7.0	0.6	1.8	105	726	9400	10040	26.0
	2500	1492	166.7	96.2	0.90	7.0	0.6	1.8	116	806	9700	11040	28.2
	2800	1492	186.5	96.3	0.90	7.0	0.6	1.8	127	905	10000	12040	30.7
Y400-6	220	993	16.8	92.2	0.82	6.0	0.7	1.8	15	199	2600	3000	5.3
	250	993	19.1	92.4	0.82	6.0	0.7	1.8	15	228	2610	3010	5.9
Y450-6	280	990	21.3	92.6	0.82	6.0	0.7	1.8	16	258	2550	2950	6.4
	315	990	23.9	92.8	0.82	6.0	0.7	1.8	16	292	2690	3090	7.0
	355	990	26.5	93.1	0.83	6.0	0.7	1.8	17	330	2840	3200	7.5
	400	990	29.8	93.3	0.83	6.0	0.7	1.8	19	372	2930	3330	8.2
	450	990	33.5	93.5	0.83	6.0	0.7	1.8	20	420	3050	3450	8.9
	500	991	37.0	93.9	0.83	6.0	0.7	1.8	26	461	3200	3600	9.3
Y500-6	560	991	40.9	94.1	0.84	6.0	0.7	1.8	29	517	4080	4680	10.0
	630	991	45.9	94.4	0.84	6.0	0.7	1.8	31	583	4210	4810	10.7
	710	991	51.6	94.6	0.84	6.0	0.7	1.8	35	657	4535	5135	11.6
	800	991	58.1	94.7	0.84	6.0	0.7	1.8	39	741	4780	5380	12.8
	900	992	64.4	94.9	0.85	6.0	0.7	1.8	64	812	4950	5550	13.8
Y560-6	1000	992	71.4	95.1	0.85	6.0	0.7	1.8	72	901	6500	7140	14.7
	1120	992	79.8	95.3	0.85	6.0	0.7	1.8	79	1011	6850	7490	15.8
	1250	992	88.0	95.4	0.86	6.0	0.7	1.8	85	1131	7150	7790	17.2
	1400	980	98.2	95.7	0.86	6.0	0.7	1.8	101	1295	7350	7990	18.0
Y630-6	1600	980	112.1	95.8	0.86	6.0	0.6	1.8	111	1256	8850	9490	20.0
	1800	980	126.0	95.9	0.86	6.0	0.6	1.8	121	1417	9400	10040	22.0
	2000	992	138.3	96.0	0.87	6.0	0.6	1.8	131	1537	9800	10640	23.8
	2240	992	154.7	96.1	0.87	6.0	0.6	1.8	141	1727	10200	11240	26.0
Y450-8	220	745	17.8	92.5	0.77	6.0	0.7	1.8	26	354	4400	5140	5.1
	250	745	20.2	92.6	0.77	6.0	0.7	1.8	26	405	4400	5140	5.7
	280	745	22.6	92.7	0.77	6.0	0.7	1.8	26	457	4400	5140	6.3
	315	743	25.5	92.8	0.77	6.0	0.7	1.8	26	520	4400	5140	7.0
	355	743	28.6	93.1	0.77	6.0	0.7	1.8	26	590	4400	5140	7.5
Y500-8	400	743	31.8	93.2	0.78	6.0	0.7	1.8	29	665	4600	5240	8.3
	450	743	35.7	93.4	0.78	6.0	0.7	1.8	31	749	4800	5440	9.1
	500	743	39.0	93.8	0.79	6.0	0.7	1.8	33	834	4900	5540	9.4
	560	743	43.6	93.9	0.79	6.0	0.7	1.8	35	936	5000	5640	10.4
	630	742	47.0	94.4	0.82	6.0	0.7	1.8	41	1055	5300	5840	10.7

Y 系列中型高压三相异步电动机(机座号 355 ~ 630)

Y Series Medium Sized High Voltage Three-phase Induction Motors (H355~630)

Y 系列中型高压三相异步电动机(机座号 355 ~ 630)

Y Series Medium Sized High Voltage Three-phase Induction Motors (H355~630)

Y (IP23)、YKS (IP44、IP54、IP55、IP56)、YQF (IPW24) 系列技术数据 (10kV) 保证值

Y (IP23), YKS (IP44, IP54, IP55, IP56), YQF (IPW24) series technical data (10kV) guarantee value

型号	额定 功率 (kW)	额定 转速 (r/min)	定子 电流 (A)	额定 效率 (%)	功率 因数 $\cos \varphi$	堵转电流 额定电流	堵转转矩 额定转矩	最大转矩 额定转矩	转动惯量 GD ² /4		参考重量		YKS 电机 冷却水量
									(kg·m ²)		(kg)		
									电机 Jm	负载 J	Y,YQF	YKS	
Y560-8	710	742.0	52.8	94.6	0.82	6.0	0.7	1.8	65	1170	7380	8080	11.6
	800	742	59.5	94.7	0.82	6.0	0.7	1.8	72	1319	7650	8350	12.8
	900	742	66.8	94.8	0.82	6.0	0.7	1.8	80	1485	7950	8650	14.1
	1000	740	73.2	95.0	0.83	6.0	0.7	1.8	127	1622	8250	8750	15.0
Y630-8	1120	740	81.8	95.2	0.83	6.0	0.7	1.8	139	1819	8690	9330	16.1
	1250	740	91.2	95.3	0.83	6.0	0.7	1.8	151	2035	9340	9980	17.6
	1400	741	100.9	95.4	0.84	6.0	0.7	1.8	163	2278	10000	10500	19.3
	1600	741	115.2	95.5	0.84	6.0	0.7	1.8	175	2615	10700	11200	21.5
Y450-10	220	593	18.7	92.0	0.74	6.0	0.7	1.8	33	566	3700	4200	5.5
	250	593	21.2	92.2	0.74	6.0	0.7	1.8	33	648	3910	4410	6.0
	280	593	23.6	92.4	0.74	6.0	0.7	1.8	33	729	4250	4750	6.6
Y500-10	315	593	26.5	92.6	0.74	5.5	0.7	1.8	36	822	4950	5500	7.2
	355	593	29.4	92.8	0.75	5.5	0.7	1.8	39	928	5210	5810	7.9
	400	593	33.1	93.0	0.75	5.5	0.7	1.8	41	1048	5430	6030	8.6
	450	593	36.2	93.2	0.77	5.5	0.7	1.8	82	1143	5650	6250	9.4
	500	593	40.1	93.4	0.77	5.5	0.7	1.8	91	1270	5890	6480	10.1
Y560-10	560	593	44.3	93.5	0.78	6.0	0.7	1.8	95	1430	6650	7290	11.1
	630	593	49.8	93.7	0.78	6.0	0.7	1.8	101	1614	6700	7340	12.1
	710	593	56.0	93.9	0.78	6.0	0.7	1.8	110	1823	6900	7540	13.2
	800	594	61.2	94.3	0.80	6.0	0.7	1.8	118	2053	7600	8240	13.8
Y630-10	900	594	68.7	94.5	0.80	6.0	0.7	1.8	128	2314	7870	8510	15.0
	1000	594	76.3	94.6	0.80	6.0	0.7	1.8	141	2573	8290	8930	16.3
	1120	594	85.4	94.7	0.80	6.0	0.7	1.8	154	2885	8900	9540	17.9
	1250	593	94.0	94.8	0.81	6.0	0.7	1.8	166	3238	10500	10040	19.6
Y500-12	220	494	19.2	92.0	0.72	6.0	0.7	1.8	74	789	5750	5450	5.5
	250	494	21.8	92.1	0.72	6.0	0.7	1.8	74	907	5750	5600	6.1
	280	495	24.4	92.2	0.72	6.0	0.7	1.8	74	1020	5750	5820	6.8
	315	495	27.0	92.3	0.73	6.0	0.7	1.8	82	1149	6100	6030	7.5
	355	495	30.4	92.5	0.73	6.0	0.7	1.8	89	1298	6400	6200	8.2
Y560-12	400	495	34.1	92.7	0.73	6.0	0.7	1.8	101	1462	6650	6550	9.0
	450	495	38.3	92.9	0.73	6.0	0.7	1.8	101	1657	6700	6720	9.8
	500	495	42.4	93.2	0.73	6.0	0.7	1.8	101	1853	6720	7150	10.4
	560	495	46.7	93.5	0.74	6.0	0.7	1.8	118	2070	7580	7700	11.1
	630	495	52.5	93.7	0.74	6.0	0.7	1.8	128	2334	7850	8140	12.1
Y630-12	710	495	59.0	93.9	0.74	6.0	0.7	1.8	141	2633	8270	8850	13.2
	800	495	66.2	94.3	0.74	6.0	0.7	1.8	154	2972	8650	9050	13.8
	900	496	73.3	94.5	0.75	6.0	0.7	1.8	166	3337	9250	9450	15.0
	1000	496	81.3	94.7	0.75	6.0	0.7	1.8	179	3713	9850	9700	16.0
Y500-14	220	423	18.9	91.5	0.72	6.0	0.7	1.8	101	1076	6600	7250	5.8

Y (IP23)、YKS (IP44、IP54、IP55、IP56)、YQF (IPW24) 系列技术数据 (10kV) 保证值

Y (IP23), YKS (IP44, IP54, IP55, IP56), YQF (IPW24) series technical data (10kV) guarantee value

型号	额定功率	额定转速	定子电流	额定效率	功率因数	堵转电流	堵转转矩	最大转矩	转动惯量 GD ² /4		参考重量		YKS 电机
	(kW)	(r/min)	(A)	(%)	cos φ	Ist/In	Tst/Tn	Tm/Tn	(kg·m ²)		(kg)		冷却水量
Y560-14	250	423	21.4	91.7	0.72	6.0	0.7	1.8	103	1235	7150	7800	6.5
	280	423	24.3	91.9	0.72	6.0	0.7	1.8	104	1394	7700	8350	7.1
	315	423	27.2	92.1	0.72	6.0	0.7	1.8	118	1568	8250	8900	7.7
	355	423	30.6	92.3	0.72	6.0	0.7	1.8	128	1772	8800	9450	8.5
	400	423	34.4	92.5	0.72	6.0	0.7	1.8	141	1999	9350	10000	9.3
Y630-14	450	423	38.6	92.7	0.72	6.0	0.7	1.8	154	2254	9900	10550	10.1
	500	423	42.8	93.0	0.72	6.0	0.7	1.8	166	2510	10450	11100	10.8
	560	423	48.5	93.3	0.73	6.0	0.7	1.8	179	2818	11000	11650	11.5
	630	423	54.4	93.5	0.73	6.0	0.7	1.8	184	3187	11550	12200	12.5
	710	423	61.2	93.7	0.73	6.0	0.7	1.8	192	3607	12100	12750	13.6
Y560-16	220	366	19.7	91.4	0.7	6.0	0.7	1.8	118	1455	7500	8100	5.9
	250	366	22.4	91.6	0.7	6.0	0.7	1.8	128	1659	8050	8620	6.6
	280	366	25.2	91.8	0.7	6.0	0.7	1.8	141	1860	8600	9140	7.1
	315	366	28.2	92.0	0.7	6.0	0.7	1.8	154	2098	9150	9660	7.8
	355	366	31.8	92.2	0.7	6.0	0.7	1.8	166	2371	9700	10180	8.6
Y630-16	400	366	35.7	92.4	0.7	6.0	0.7	1.8	179	2680	10250	10700	9.4
	450	366	40.1	92.6	0.7	6.0	0.7	1.8	184	3032	10800	11220	10.3
	500	366	44.4	92.8	0.7	6.0	0.7	1.8	195	3379	11350	11740	11.1
	560	366	49.0	93.0	0.71	6.0	0.7	1.8	203	3800	11900	12260	12.0
	630	366	55.0	93.2	0.71	6.0	0.7	1.8	214	4289	12450	12780	13.1

Y 系列中型高压三相异步电动机(机座号 355~630)

Y 系列中型高压三相异步电动机(机座号 355~630)

Y Series Medium Sized High Voltage Three-phase Induction Motors (H355~630)

Y Series Medium Sized High Voltage Three-phase Induction Motors (H355~630)

YKK (IP44, IP54, IP55, IP56) 系列技术数据 (10kV) 保证值

YKK (IP44, IP54, IP55, IP56) series technical data (10kV) guarantee value

型号	额定 功率 (kW)	额定 转速 (r/min)	定子 电流 (A)	额定 效率 (%)	功率 因数 $\cos\varphi$	堵转电流 Ist/In	堵转转矩 Tst/Tn	最大转矩 Tm/Tn	转动惯量 GD ² /4 (kg·m ²)		参考重量 (kg)	
									电机 Jm	负载 J	IP44	IP54,IP55,IP56
YKK400-2	185	2985	13.4	92.6	0.86	7.0	0.6	1.8	5	12	3010	3020
	200	2985	14.5	92.8	0.86	7.0	0.6	1.8	5	14	3010	3020
	220	2985	15.9	93.0	0.86	7.0	0.6	1.8	5	16	3030	3040
	250	2985	18.0	93.2	0.86	7.0	0.6	1.8	5	18	3030	3040
	280	2984	20.1	93.4	0.86	7.0	0.6	1.8	5	21	3040	3100
	315	2983	22.6	93.6	0.86	7.0	0.6	1.8	5	24	3090	3100
YKK450-2	355	2982	25.1	93.8	0.87	7.0	0.6	1.8	5	28	3140	3150
	400	2980	28.2	94.1	0.87	7.0	0.6	1.8	6	31	3310	3320
	450	2978	31.7	94.3	0.87	7.0	0.6	1.8	6	36	3550	3560
	500	2982	35.2	94.4	0.87	7.0	0.6	1.8	7	39	3740	3750
	560	2983	39.3	94.5	0.87	7.0	0.6	1.8	8	43	3950	3960
	630	2980	44.2	94.6	0.87	7.0	0.6	1.8	9	100	4180	4190
YKK500-2	710	2980	49.2	94.7	0.88	7.0	0.6	1.8	9	57	5050	5060
	800	2980	55.4	94.8	0.88	7.0	0.6	1.8	10	64	5450	5460
	900	2980	62.2	94.9	0.88	7.0	0.6	1.8	11	72	5970	5980
	1000	2987	69.1	95.0	0.88	7.0	0.6	1.8	20	72	6250	6280
YKK560-2	1120	2987	77.2	95.2	0.88	7.0	0.6	1.8	20	83	7600	7090
	1250	2987	85.0	95.4	0.89	7.0	0.6	1.8	22	93	7850	7400
	1400	2980	95.1	95.5	0.89	7.0	0.6	1.8	26	103	8000	7860
	1600	2980	109	95.6	0.89	7.0	0.6	1.8	29	119	8150	8310
YKK630-2	1800	2980	121	95.7	0.90	7.0	0.6	1.8	31	135	10400	10430
	2000	2980	134	95.8	0.90	7.0	0.6	1.8	34	151	10900	10930
	2240	2980	150	96.0	0.90	7.0	0.6	1.8	36	171	11400	11430
	2500	2980	165	96.1	0.91	7.0	0.6	1.8	40	191	11900	11930
YKK400-4	185	1488	13.6	92.1	0.85	7.0	0.7	1.8	10	70	2950	2970
	200	1488	14.7	92.3	0.85	7.0	0.7	1.8	10	76	2950	2970
	220	1488	16.2	92.5	0.85	7.0	0.7	1.8	10	85	2950	2970
	250	1488	18.3	92.7	0.85	7.0	0.7	1.8	10	98	2950	2970
	280	1488	20.5	92.9	0.85	7.0	0.7	1.8	10	111	2980	3000
	315	1488	23.0	93.1	0.85	7.0	0.7	1.8	10	126	2990	3010
YKK450-4	355	1488	25.5	93.3	0.86	7.0	0.7	1.8	11	142	3090	3110
	400	1488	28.7	93.5	0.86	7.0	0.7	1.8	12	161	3220	3240
	450	1488	32.2	93.9	0.86	7.0	0.7	1.8	14	181	3340	3360
	500	1488	35.7	94.0	0.86	7.0	0.7	1.8	15	201	3520	3540
	560	1488	39.9	94.2	0.86	7.0	0.7	1.8	20	222	3520	3540
	630	1488	44.8	94.4	0.86	7.0	0.7	1.8	20	252	3650	3670
YKK500-4	710	1488	49.6	95.0	0.87	7.0	0.7	1.8	23	284	4680	4700
	800	1488	55.8	95.1	0.87	7.0	0.7	1.8	24	322	4800	4820
	900	1488	62.0	95.2	0.88	7.0	0.7	1.8	25	364	4950	4970
	1000	1488	68.8	95.3	0.88	7.0	0.7	1.8	27	405	5200	5230

YKK (IP44, IP54, IP55, IP56) 系列技术数据 (10kV) 保证值

YKK (IP44, IP54, IP55, IP56) series technical data (10kV) guarantee value

型号	额定 功率 (kW)	额定 转速 (r/min)	定子 电流 (A)	额定 效率 (%)	功率 因数 $\cos\varphi$	堵转电流 Ist/In	堵转转矩 Tst/Tn	最大转矩 Tm/Tn	转动惯量 GD ² /4 (kg·m ²)		参考重量 (kg)	
									电机 Jm	负载 J	IP44	IP54,IP55,IP56
YKK560-4	1120	1488	77.0	95.4	0.88	7.0	0.7	1.8	29	455	6700	6730
	1250	1491	84.9	95.5	0.89	7.0	0.7	1.8	59	479	6950	6980
	1400	1480	94.9	95.7	0.89	7.0	0.7	1.8	79	533	7100	7130
	1600	1480	108	95.8	0.89	7.0	0.7	1.8	88	611	7200	7230
YKK630-4	1800	1480	122	95.9	0.89	7.0	0.6	1.8	96	578	9400	9430
	2000	1480	135	96.0	0.89	7.0	0.6	1.8	104	645	9600	9630
	2240	1480	151	96.1	0.89	7.0	0.6	1.8	112	727	10000	10030
	2500	1480	167	96.2	0.90	7.0	0.6	1.8	120	817	10400	10430
YKK400-6	220	990	16.8	92.2	0.82	6.0	0.7	1.8	15	200	2900	2190
YKK450-6	250	990	19.1	92.4	0.82	6.0	0.7	1.8	16	228	2880	2890
	280	990	21.3	92.6	0.82	6.0	0.7	1.8	16	257	3000	3010
	315	990	23.9	92.8	0.82	6.0	0.7	1.8	18	290	3220	3230
	355	990	26.5	93.1	0.83	6.0	0.7	1.8	19	328	3230	3240
	400	992	29.8	93.3	0.83	6.0	0.7	1.8	21	368	3350	3360
	450	992	33.5	93.5	0.83	6.0	0.7	1.8	22	416	3460	3410
YKK500-6	500	992	37.0	93.9	0.83	6.0	0.7	1.8	29	458	4350	4360
	560	992	40.9	94.1	0.84	6.0	0.7	1.8	31	514	4650	4660
	630	992	45.9	94.4	0.84	6.0	0.7	1.8	33	580	4950	496
	710	990	51.6	94.6	0.84	6.0	0.7	1.8	35	659	5600	5610
	800	990	58.1	94.7	0.84	6.0	0.7	1.8	37	745	5710	5720
YKK560-6	900	990	64.4	94.9	0.85	6.0	0.7	1.8	71	809	6180	6190
	1000	990	71.4	95.1	0.85	6.0	0.7	1.8	72	905	6710	6720
	1120	980	79.8	95.3	0.85	6.0	0.7	1.8	74	1043	7100	7111
	1250	980	88.0	95.4	0.86	6.0	0.7	1.8	77	1169	7400	8670
YKK630-6	1400	980	98.2	95.7	0.86	6.0	0.6	1.8	111	1085	8660	9010
	1600	980	112.1	95.8	0.86	6.0	0.6	1.8	121	1246	2000	9460
	1800	980	126.0	95.9	0.86	6.0	0.6	1.8	131	1407	9450	9810
	2000	980	138.3	96.0	0.87	6.0	0.6	1.8	141	1568	9800	3700
YKK450-8	220	743	17.8	92.5	0.77	6.0	0.7	1.8	27	355	3700	3860
	250	743	20.2	92.6	0.77	6.0	0.7	1.8	27	407	3850	4020
	280	743	22.6	92.7	0.77	6.0	0.7	1.8	27	459	4010	4230
	315	743	25.5	92.8	0.77	6.0	0.7	1.8	27	520	4220	3410
YKK500-8	355	743	28.6	93.1	0.77	6.0	0.7	1.8	29	587	4300	4510
	400	743	31.8	93.2	0.78	6.0	0.7	1.8	31	663	4500	4710
	450	743	35.7	93.4	0.78	6.0	0.7	1.8	33	747	4700	4910
	500	743	39.0	93.8	0.79	6.0	0.7	1.8	35	832	4900	5110
	560	743	43.6	93.9	0.79	6.0	0.7	1.8	38	933	5100	6050
YKK560-8	630	743	47.0	94.4	0.82	6.0	0.7	1.8	65	1027	6040	6280
	710	743	52.8	94.6	0.82	6.0	0.7	1.8	73	1158	6270	6660
	800	740	59.5	94.7	0.82	6.0	0.7	1.8	81	1318	6650	6110
	900	740	66.8	94.8	0.82	6.0	0.7	1.8	92	1482	6900	6930

Y 系列中型高压三相异步电动机(机座号 355 ~ 630)

Y 系列中型高压三相异步电动机(机座号 355 ~ 630)

Y Series Medium Sized High Voltage Three-phase Induction Motors (H355~630)

Y Series Medium Sized High Voltage Three-phase Induction Motors (H355~630)

YKK (IP44、IP54、IP55、IP56) 系列技术数据 (10kV) 保证值

YKK (IP44, IP54, IP55, IP56) series technical data (10kV) guarantee value

型号	额定 功率 (kW)	额定 转速 (r/min)	定子 电流 (A)	额定 效率 (%)	功率 因数 $\cos\varphi$	堵转电流 额定电流	堵转转矩 额定转矩	最大转矩 额定转矩	转动惯量 GD ² /4 (kg·m ²)		参考重量 (kg)	
									电机 J _m	负载 J	IP44	IP54,IP55,IP56
YKK630-8	1000	740	73.2	95.0	0.83	6.0	0.7	1.8	139	1610	9200	9230
	1120	740	81.8	95.2	0.83	6.0	0.7	1.8	142	1816	9600	9630
	1250	740	91.2	95.3	0.83	6.0	0.7	1.8	152	2034	10000	10030
	1400	740	100.9	95.4	0.84	6.0	0.7	1.8	161	2287	10500	10530
YKK450-10	220	593	18.7	92.0	0.74	6.0	0.7	1.8	33	566	4190	4200
	250	593	21.2	92.2	0.74	6.0	0.7	1.8	33	648	4230	4240
YKK500-10	280	593	23.6	92.4	0.74	5.5	0.7	1.8	36	726	4560	4370
	315	593	26.5	92.6	0.74	5.5	0.7	1.8	39	819	4560	4570
	355	595	29.4	92.8	0.75	5.5	0.7	1.8	42	918	4800	4810
	400	595	33.1	93.0	0.75	5.5	0.7	1.8	45	1037	5050	5160
	450	595	36.2	93.2	0.77	5.5	0.7	1.8	51	1166	5350	5360
YKK560-10	500	595	40.1	93.4	0.77	6.0	0.7	1.8	108	1244	6450	6460
	560	595	44.3	93.5	0.78	6.0	0.7	1.8	120	1395	6700	6710
	630	595	49.8	93.7	0.78	6.0	0.7	1.8	118	1586	7000	7010
	710	595	56.0	93.9	0.78	6.0	0.7	1.8	118	1802	7300	7310
YKK630-10	800	595	61.2	94.3	0.80	6.0	0.7	1.8	129	2035	9100	9130
	900	595	68.7	94.5	0.80	6.0	0.7	1.8	141	2293	9550	9580
	1000	595	76.3	94.6	0.80	6.0	0.7	1.8	151	2554	10000	10030
	1120	595	85.4	94.7	0.80	6.0	0.7	1.8	161	2868	10500	10530
YKK500-12	220	495	19.2	92.0	0.72	6.0	0.7	1.8	82	778	4300	4310
	250	495	21.8	92.1	0.72	6.0	0.7	1.8	82	895	4500	4510
	280	495	24.4	92.2	0.72	6.0	0.7	1.8	82	1012	4750	4760
	315	495	27.0	92.3	0.73	6.0	0.7	1.8	91	1140	5000	5010
YKK560-12	355	495	30.4	92.5	0.73	6.0	0.7	1.8	101	1286	6360	6370
	400	495	34.1	92.7	0.73	6.0	0.7	1.8	101	1462	6550	6560
	450	495	38.3	92.9	0.73	6.0	0.7	1.8	108	1650	6800	6810
	500	495	42.4	93.2	0.73	6.0	0.7	1.8	110	1844	7050	7060
	560	495	46.7	93.5	0.74	6.0	0.7	1.8	114	2074	7350	7360
YKK630-12	630	495	52.6	93.7	0.74	6.0	0.7	1.8	141	2321	8300	8310
	710	495	59.0	93.9	0.74	6.0	0.7	1.8	151	2623	8600	8610
	800	495	66.0	94.3	0.74	6.0	0.7	1.8	161	2965	9800	9910
	900	495	73.3	94.5	0.75	6.0	0.7	1.8	171	3346	9300	9310
YKK560-14	220	425	19.3	91.5	0.72	6.0	0.7	1.8	101	1065	6850	6880
	250	425	21.9	91.7	0.72	6.0	0.7	1.8	103	1222	7250	7280
	280	425	24.4	91.9	0.72	6.0	0.7	1.8	112	1372	7650	7680
	315	425	27.4	92.1	0.72	6.0	0.7	1.8	115	1555	8050	8080
	355	425	30.8	92.3	0.72	6.0	0.7	1.8	120	1762	8450	8480
YKK630-14	400	425	34.7	92.5	0.72	6.0	0.7	1.8	141	1979	8850	8880
	450	425	38.9	92.7	0.72	6.0	0.7	1.8	151	2234	9250	9280
	500	425	43.1	93.0	0.72	6.0	0.7	1.8	161	2489	9650	9680
	560	425	47.5	93.3	0.73	6.0	0.7	1.8	171	2798	10050	10080
	630	425	53.3	93.5	0.73	6.0	0.7	1.8	181	3159	10450	10480

YKK (IP44、IP54、IP55、IP56) 系列技术数据 (10kV) 保证值

YKK (IP44, IP54, IP55, IP56) series technical data (10kV) guarantee value

型号	额定 功率 (kW)	额定 转速 (r/min)	定子 电流 (A)	额定 效率 (%)	功率 因数 $\cos\varphi$	堵转电流 额定电流	堵转转矩 额定转矩	最大转矩 额定转矩	转动惯量 GD ² /4 (kg·m ²)		参考重量 (kg)	
									电机 J _m	负载 J	IP44	IP54,IP55,IP56
YKK560-16	220	370	19.9	91.4	0.7	6.0	0.7	1.8	101	1438	7300	7330
	250	370	22.5	91.6	0.7	6.0	0.7	1.8	118	1631	7800	7830
	280	370	25.2	91.8	0.7	6.0	0.7	1.8	122	1836	8300	8330
	315	370	28.2	92.0	0.7	6.0	0.7	1.8	129	2074	8800	8830
YKK630-16	355	370	31.8	92.2	0.7	6.0	0.7	1.8	141	2342	9300	9330
	400	370	35.7	92.4	0.7	6.0	0.7	1.8	151	2647	9800	9830
	450	370	40.1	92.6	0.7	6.0	0.7	1.8	162	2985	10300	10330
	500	370	44.4	92.8	0.7	6.0	0.7	1.8	173	3324	10800	10830
	560	370	49.0	93.0	0.71	6.0	0.7	1.8	182	3735	11300	11330

Y 系列中型高压三相异步电动机(机座号 355 ~ 630)

Y 系列中型高压三相异步电动机(机座号 355 ~ 630)

Y Series Medium Sized High Voltage Three-phase Induction Motors (H355~630)

Y Series Medium Sized High Voltage Three-phase Induction Motors (H355~630)

YR (IP23)、YRKS (IP44、IP54、IP55、IP56)、YRQF (IPW24) 系列技术数据 (10kV) 保证值

YR (IP23), YRKS (IP44, IP54, IP55, IP56), YRQF (IPW24) series technical data (10kV) guarantee value

型号	额定功率 (kW)	额定转速 (r/min)	定子电流 (A)	额定效率 (%)	功率因数 $\cos \varphi$	最大转矩 额定转矩 Tm/Tn	电机转动惯量 GD ² /4 (kg·m ²)	参考重量 (kg)		YRKS 电机 冷却水量 (t/h)
								YR,YRQF	YRKS	
YR400-4	185	1479	13.8	92.0	0.84	1.8	14	3320	3850	4.6
	200	1479	14.9	92.1	0.84	1.8	14	3320	3850	4.9
	220	1479	16.4	92.2	0.84	1.8	15	3340	3870	5.3
	250	1479	18.6	92.3	0.84	1.8	15	3340	3870	6.0
	280	1479	20.8	92.4	0.84	1.8	15	3340	3870	6.6
	315	1479	23.4	92.5	0.84	1.8	15	3490	4020	7.3
YR450-4	355	1479	26.3	92.8	0.84	1.8	16	3530	4060	7.9
	400	1479	29.2	93.1	0.85	1.8	17	3570	4100	8.5
	450	1479	32.8	93.3	0.85	1.8	19	3630	4160	9.2
	500	1479	36.3	93.6	0.85	1.8	21	3680	4210	9.8
	560	1479	40.6	93.8	0.85	1.8	23	3750	4280	10.6
	630	1485	45.4	94.2	0.85	1.8	29	3950	4480	11.1
YR500-4	710	1485	51.0	94.6	0.85	1.8	29	3950	4480	11.6
	800	1485	56.7	94.7	0.86	1.8	32	4400	5000	12.8
	900	1485	63.7	94.8	0.86	1.8	35	4770	5350	14.1
	1000	1485	70.7	94.9	0.86	1.8	37	4980	5600	15.4
	1120	1488	78.2	95.1	0.87	1.8	75	5250	5050	16.5
	1250	1488	87.1	95.2	0.87	1.8	82	8400	8930	18.0
YR560-4	1400	1488	97.5	95.3	0.87	1.8	91	8700	9230	19.7
	1600	1480	110.0	95.4	0.88	1.8	114	9160	9690	22.0
	1800	1480	123.7	95.5	0.88	1.8	123	9500	10030	24.2
YR630-4	2000	1480	137.3	95.6	0.88	1.8	135	9850	10380	26.3
	2240	1480	151.8	95.7	0.89	1.8	147	10200	10730	28.8
	2500	1480	169.3	95.8	0.89	1.8	160	10550	11080	31.3
	2800	1480	189.4	95.9	0.89	1.8	173	10900	11430	34.2
YR400-6	220	985	17.1	91.8	0.81	1.8	20	3500	4030	5.6
	250	985	19.4	92.0	0.81	1.8	22	3520	4050	6.2
YR450-6	280	985	21.6	92.2	0.81	1.8	22	3550	4080	6.8
	315	985	24.3	92.4	0.81	1.8	24	3650	4180	7.4
	355	985	27.3	92.6	0.81	1.8	26	3750	4280	8.1
	400	985	30.7	92.8	0.81	1.8	27	3850	4380	8.9
	450	989	34.5	93.1	0.81	1.8	38	4970	5610	9.5
	500	989	38.2	93.4	0.81	1.8	42	5130	5770	10.1
YR500-6	560	989	42.6	93.6	0.81	1.8	45	4600	5200	10.9
	630	989	47.3	93.8	0.82	1.8	51	4900	5500	11.9
	710	989	53.2	94.0	0.82	1.8	55	5200	5800	12.9
	800	992	58.3	94.3	0.84	1.8	62	5500	6100	13.8
	900	992	65.5	94.5	0.84	1.8	71	5850	6350	15.0
YR560-6	1000	992	71.7	94.7	0.85	1.8	115	6850	7490	16.0
	1120	992	80.2	94.9	0.85	1.8	124	7100	7740	17.2
	1250	985	89.3	95.1	0.85	1.8	148	7650	8290	18.4
	1400	985	99.8	95.3	0.85	1.8	161	7900	8540	19.7

YR (IP23)、YRKS (IP44、IP54、IP55、IP56)、YRQF (IPW24) 系列技术数据 (10kV) 保证值

YR (IP23), YRKS (IP44, IP54, IP55, IP56), YRQF (IPW24) series technical data (10kV) guarantee value

型号	额定功率 (kW)	额定转速 (r/min)	定子电流 (A)	额定效率 (%)	功率因数 $\cos \varphi$	最大转矩 额定转矩 Tm/Tn	电机转动惯量 GD ² /4 (kg·m ²)	参考重量 (kg)		YRKS 电机 冷却水量 (t/h)
								YR,YRQF	YRKS	
YR630-6	1600	985	113.9	95.4	0.85	1.8	175	8050	8690	22.0
	1800	985	128.0	95.5	0.85	1.8	190	8350	8990	24.2
	2000	985	142.1	95.6	0.85	1.8	203	8650	9290	26.3
	2240	985	159.0	95.7	0.85	1.8	218	8950	9590	28.8
YR450-8	220	740	18.4	92.0	0.75	1.8	41	4200	4700	5.5
	250	740	20.9	92.1	0.75	1.8	41	4200	4700	6.1
	280	740	23.4	92.2	0.75	1.8	41	4200	4700	6.8
	315	740	26.3	92.3	0.75	1.8	41	4440	5050	7.5
YR500-8	355	740	29.5	92.5	0.75	1.8	44	4600	5100	8.2
	400	740	33.2	92.8	0.75	1.8	47	4280	4880	8.9
	450	740	36.2	93.1	0.77	1.8	50	4300	4900	9.5
	500	740	40.2	93.3	0.77	1.8	55	4390	4990	10.3
YR560-8	560	740	43.7	93.6	0.79	1.8	83	4650	4950	10.9
	630	740	49.1	93.8	0.79	1.8	90	4950	5570	11.9
	710	740	55.2	94.0	0.79	1.8	100	7070	7710	12.9
	800	740	62.1	94.2	0.79	1.8	110	7370	8010	14.1
YR630-8	900	740	67.1	94.4	0.82	1.8	172	7650	8290	15.3
	1000	740	74.4	94.6	0.82	1.8	188	7900	8540	16.3
	1120	740	83.2	94.8	0.82	1.8	204	8100	8740	17.6
	1250	740	91.5	95.0	0.83	1.8	222	8400	9040	18.8
YR450-10	1400	740	102.3	95.2	0.83	1.8	240	8700	9340	20.2
	1600	740	116.7	95.4	0.83	1.8	262	9100	9740	22.0
	220	589	19.3	91.3	0.72	1.8	45	3900	4400	6.0
	250	589	21.9	91.4	0.72	1.8	45	4100	4600	6.7
YR500-10	280	589	24.5	91.7	0.72	1.8	50	4310	4900	7.2
	315	589	27.4	92.1	0.72	1.8	53	4710	5300	7.7
	355	590	30.9	92.2	0.72	1.8	56	4950	5550	8.6
	400	592	33.8	92.4	0.74	1.8	108	5210	5870	9.4
YR560-10	450	592	37.3	92.8	0.75	1.8	119	5500	6100	10.0
	500	592	41.4	93.0	0.75	1.8	119	5850	6450	10.8
	560	592	45.6	93.2	0.76	1.8	132	7120	7760	11.7
	630	592	51.2	93.4	0.76	1.8	143	7270	7910	12.7
YR630-10	710	593	56.1	93.7	0.78	1.8	157	7600	8240	13.6
	800	593	63.1	93.8	0.78	1.8	170	7850	8490	15.1
	900	593	70.9	93.9	0.78	1.8	187	8050	8690	16.7
	1000	593	78.7	94.1	0.78	1.8	203	8200	8840	17.9
YR500-12	1120	593	86.9	94.2	0.79	1.8	220	8350	8990	19.7
	1250	593	96.9	94.3	0.79	1.8	240	8500	9140	21.6
	220	494	19.3	91.2	0.72	1.8	99	4500	5100	6.1
	250	494	22.0	91.3	0.72	1.8	99	4770	5400	6.8
YR560-12	280	494	24.6	91.4	0.72	1.8	110	5100	5700	7.5
	315	494	27.6	91.5	0.72	1.8	121	5380	6000	8.4
	355	494	31.1	91.6	0.72	1.8	135	5600	6200	9.3

Y 系列中型高压三相异步电动机(机座号 355 ~ 630)

Y 系列中型高压三相异步电动机(机座号 355 ~ 630)

Y Series Medium Sized High Voltage Three-phase Induction Motors (H355~630)

Y Series Medium Sized High Voltage Three-phase Induction Motors (H355~630)

YR (IP23)、YRKS (IP44、IP54、IP55、IP56)、YRQF (IPW24) 系列技术数据 (10kV) 保证值

YR (IP23), YRKS (IP44, IP54, IP55, IP56), YRQF (IPW24) series technical data (10kV) guarantee value

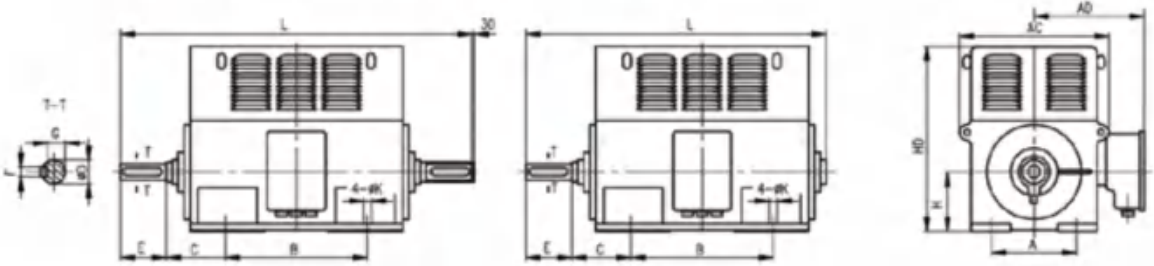
型号	额定 功率 (kW)	额定 转速 (r/min)	定子 电流 (A)	额定 效率 (%)	功率 因数 $\cos \varphi$	最大转矩 额定转矩 T_m/T_n	电机转动 惯量 $GD^2/4$ ($\text{kg}\cdot\text{m}^2$)	参考重量 (kg)		YRKS 电机 冷却水量 (t/h)
								YR,YRQF	YRKS	
YR560-12	400	494	34.9	91.8	0.72	1.8	135	8200	8840	10.2
	450	494	39.1	92.2	0.72	1.8	135	8400	9040	10.9
	500	495	42.8	92.4	0.73	1.8	157	8620	9260	11.8
	560	495	47.1	92.8	0.74	1.8	171	8840	9480	12.4
	630	495	52.8	93.1	0.74	1.8	187	9150	9790	13.3
YR630-12	710	495	59.3	93.4	0.74	1.8	204	9950	10590	14.3
	800	495	66.7	93.6	0.74	1.8	220	10750	11390	15.6
	900	496	73.9	93.8	0.75	1.8	240	11550	12190	17.0
	1000	496	81.9	94.0	0.75	1.8	263	12350	12990	18.2
YR500-14	220	423	19.3	91.0	0.71	1.8	121	5300	5900	6.2
YR560-14	250	423	21.8	91.1	0.71	1.8	135	7700	8340	7.0
	280	423	24.9	91.2	0.71	1.8	135	8250	8890	7.7
	315	423	27.8	91.3	0.71	1.8	135	8800	9440	8.6
	355	423	31.3	91.4	0.71	1.8	157	9350	9990	9.5
	400	423	34.6	91.6	0.72	1.8	171	9900	10540	10.5
YR630-14	450	423	38.8	92	0.72	1.8	187	10450	11090	11.2
	500	423	43.0	92.2	0.72	1.8	204	11000	11640	12.1
	560	423	49.4	92.6	0.72	1.8	220	11550	12190	12.8
	630	423	54.8	92.9	0.73	1.8	240	12100	12740	13.8
	710	423	61.6	93.2	0.73	1.8	263	12650	13290	14.8
YR560-16	220	366	19.9	90.9	0.7	1.8	120	8050	8690	6.3
	250	366	22.6	91.0	0.7	1.8	131	8600	9240	7.1
	280	366	25.4	91.1	0.7	1.8	141	9150	9790	7.8
	315	366	28.5	91.2	0.7	1.8	154	9700	10340	8.7
	355	366	32.1	91.3	0.7	1.8	166	10250	10890	9.7
YR630-16	400	366	36.1	91.4	0.7	1.8	189	10800	11440	10.8
	450	366	40.5	91.6	0.7	1.8	214	11350	11990	11.8
	500	366	44.8	92	0.7	1.8	232	11900	12540	12.4
	560	366	49.4	92.2	0.71	1.8	256	12450	13090	13.5
	630	366	55.3	92.6	0.71	1.8	283	13000	13640	14.4

9. 外形及安装尺寸图

9. Dimension and Installation Size Drawing

Y(IP23)、YQF(IPW24)355~630 6kV 电动机外形及安装尺寸图

Dimension and installation size drawing of Y (IP23), YQF (IPW24) 355 ~ 630 6kV motor



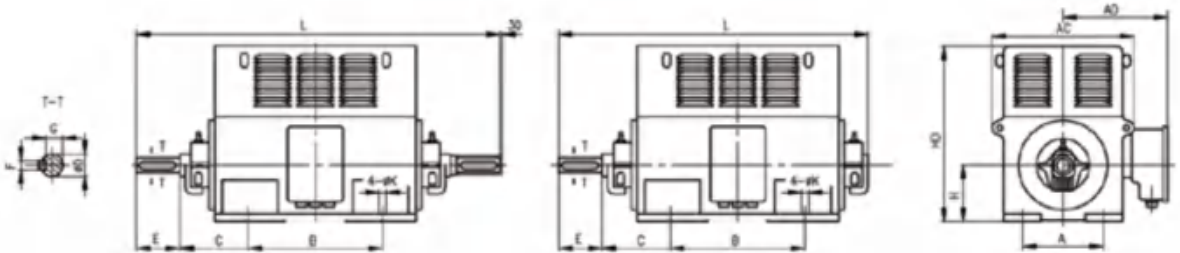
H355~450: 2 套

H355~630: 4~16 套

机座号 Frame No.	极数 Poles	A	B	C	D	E	F	G	H	K	AC	AD	HD	L
355	2 4-6	630	900	315	80 100	170 210	22 28	71 90	355	28	1000	740	1070	1870 1800
400	2 4-10	710	1000	375 335	90 110	170 210	25 28	81 100	400	35	1100	790	1200	2090 1900
450	2 4 6-12	800	1120	400 355 355	100 120 130	210 210 250	28 32 32	90 109 119	450	35	1200	840	1350	2340 2150 2080
500	4 6-16	900	1250	475	130 140	250	32 36	119 128	500	42	1320	900	1520	2420 2190
560	4 6-16	1000	1400	500	150 160	250 300	36 40	138 147	560	42	1500	920	1800	2480 2530
630	4 6-16	1120	1600	530	170 180	300	40 45	157 165	630	48	1660	990	2000	2920 2820

Y (IP23) ,YQF (IPW24) 500~630 6kV 电动机外形及安装尺寸图

Dimension and installation size drawing of Y (IP23), YQF (IPW24) 355 ~ 630 6kV motor



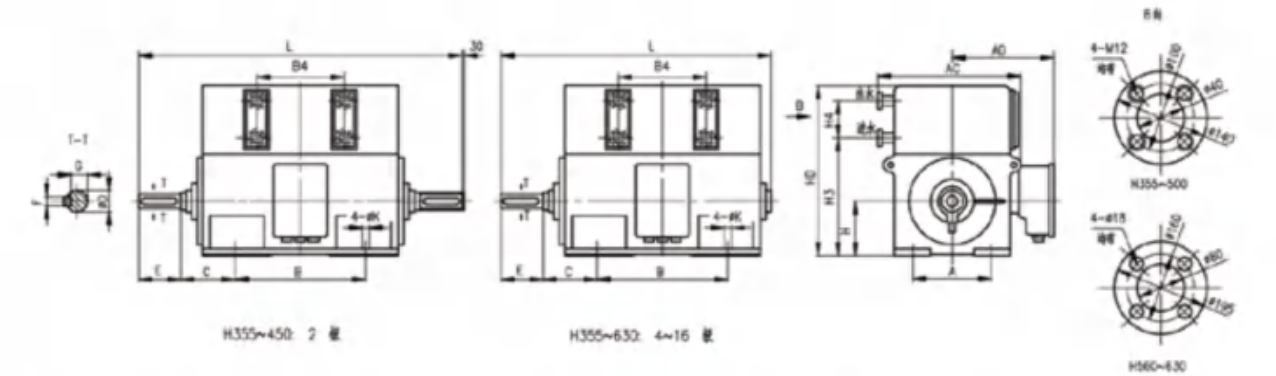
H500: 2 套

H560~630: 2 套

机座号 Frame No.	极数 Poles	A	B	C	D	E	F	G	H	K	AC	AD	HD	L
500	2	900	1250	560	110	210	28	100	500	42	1320	900	1520	2790
560	2	1000	1400	560	130	250	32	119	560	42	1500	920	1800	2730
630	2	1120	1600	560	140	250	36	128	630	48	1660	990	2000	2880

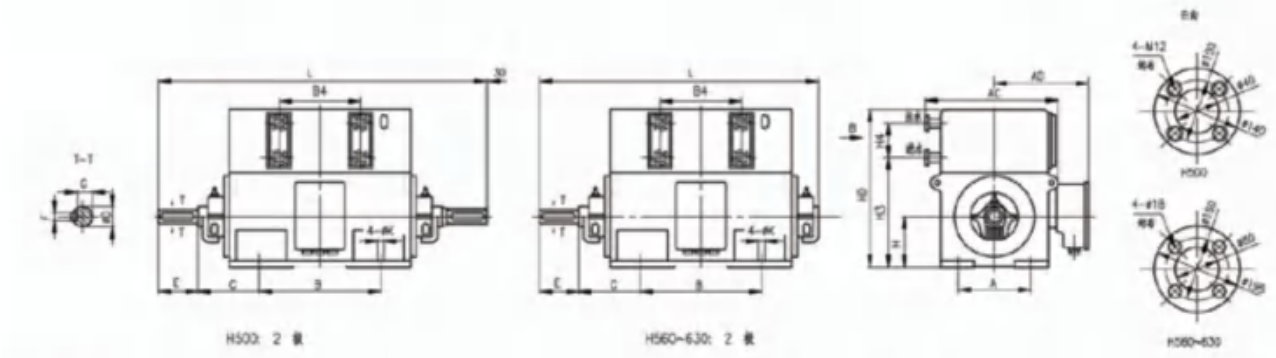
Y 系列中型高压三相异步电动机(机座号 355 ~ 630)
Y Series Medium Sized High Voltage Three-phase Induction Motors (H355~630)

YKS (IP44、IP54、IP55、IP56) 355~630 6kV 电动机外形安装尺寸图
Dimension and installation size drawing of YKS355 ~ 630 6kV motor (IP44, IP54, IP55, IP56)



机座号 Frame No.	极数 Poles	A	B	C	D	E	F	G	H	K	AC	AD	HD	L	B4	H3	H4
355	2 4-6	630	900	315	80 100	170 210	22 28	71 90	355	28	1030	740	1310	1870 1800	570	860	300
400	2 4-10	710	1000	375 335	90 110	170 210	25 28	81 100	400	35	1130	790	1520	2090 1900	660	970	400
450	2 6-12	800	1120	400 355	100 130	210 250	28 32	90 109	450	35	1230	840	1620	2340 2150 2080	780	1070	400
500	4 6-16	900	1250	475	130 140	250	32 36	119 128	500	42	1350	900	1820	2420 2190	880	1170	500
560	4 6-16	1000	1400	500	150 160	250 300	36 40	138 147	560	42	1530	920	2150	2480 2530	950	1450	550
630	4 6-16	1120	1600	530	170 180	300	40 45	157 165	630	48	1690	990	2290	2920 2820	1080	1590	550

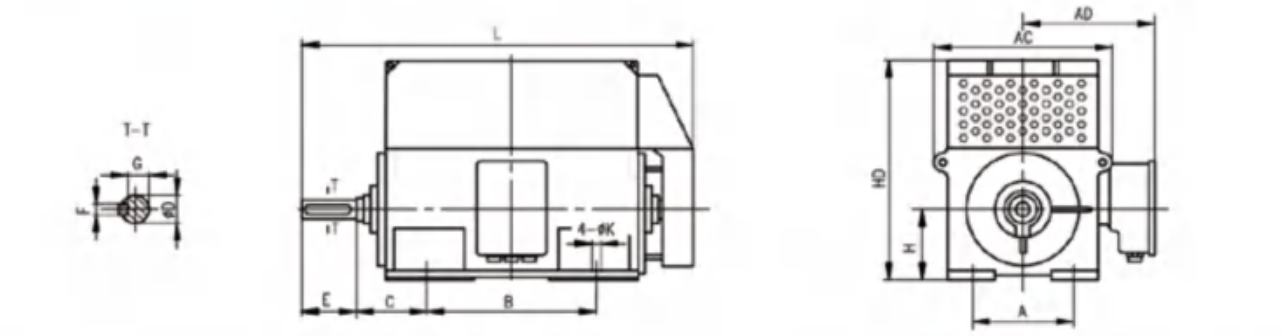
YKS (IP44、IP54、IP55、IP56) 500~630 6kV 电动机外形安装尺寸图
Dimension and installation size drawing of YKS500 ~ 630 6kV motor (IP44, IP54, IP55, IP56)



机座号 Frame No.	极数 Poles	A	B	C	D	E	F	G	H	K	AC	AD	HD	L	B4	H3	H4
500	2	900	1250	560	110	210	28	100	500	42	1350	900	1820	2790	880	1170	500
560	2	1000	1400	560	130	250	32	119	560	42	1550	920	2150	2730	950	1450	550
630	2	1120	1600	560	140	250	36	128	630	48	1690	990	2290	2880	1080	1590	550

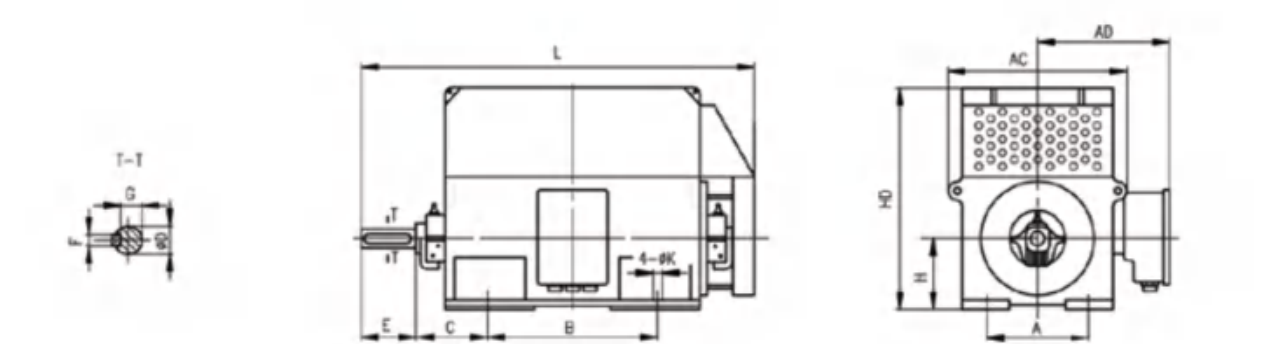
Y 系列中型高压三相异步电动机(机座号 355 ~ 630)
Y Series Medium Sized High Voltage Three-phase Induction Motors (H355~630)

YKK (IP44、IP54、IP55、IP56) 355~630 6kV 电动机外形安装尺寸图
Dimension and installation size drawing of YKK355 ~ 630 6kV motor (IP44, IP54, IP55, IP56)



机座号 Frame No.	极数 Poles	A	B	C	D	E	F	G	H	K	AC	AD	HD	L
355	2 4-6	630	900	315	80 100	170 210	22 28	71 90	355	28	1000	740	1220 1190	1920 1900
400	2 4-10	710	1000	375 335	90 100	170 210	25 28	81 100	400	35	1100	790	1380	2090
450	2 6-12	800	1120	400 355	100 130	210 250	28 32	90 109	450	35	1200	840	1550 1530	2320 2320
500	4 6-16	900	1250	475	130 140	250	32 36	119 128	500	42	1320	900	1720	2670 2440
560	4 6-16	1000	1400	500	150 160	250 300	36 40	138 147	560	42	1500	920	2180	2750 2800
630	4 6-16	1120	1600	530	170 180	300	40 45	157 165	630	48	1660	990	2410	3190 3030

YKK (IP44、IP54、IP55、IP56) 500~630 6kV 电动机外形安装尺寸图
Dimension and installation size drawing of YKK500 ~ 630 6kV motor (IP44, IP54, IP55, IP56)



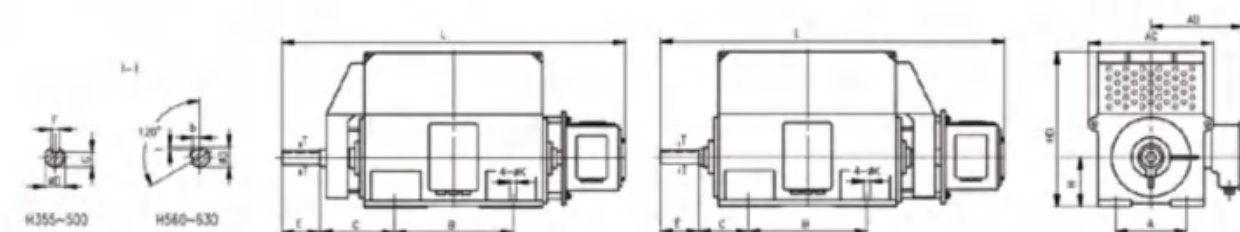
机座号 Frame No.	极数 Poles	A	B	C	D	E	F	G	H	K	AC	AD	HD	L
500	2	900	1250	560	110	210	28	100	500	42	1320	900	1720	2710
560	2	1000	1400	560	130	250	32	119	560	42	1500	920	2180	2920
630	2	1120	1600	560	140	250	36	128	630	48	1660	990	2410	3210

Y 系列中型高压三相异步电动机(机座号 355 ~ 630)

Y Series Medium Sized High Voltage Three-phase Induction Motors (H355~630)

YRKK (IP44、IP54、IP55、IP56) 355~630 6kV 电动机外形及安装尺寸图

Dimension and installation size drawing of YRKK355 ~ 630 6kV motor (IP44, IP54, IP55, IP56

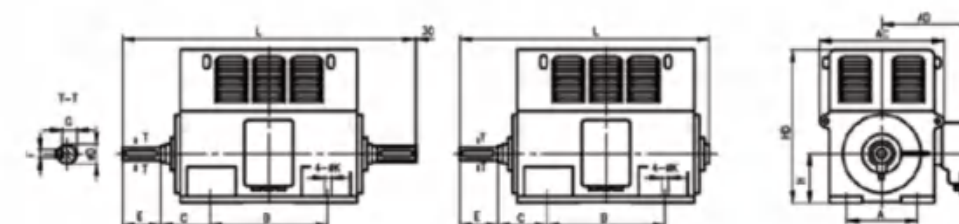


机座号 Frame No.	极数 Poles	A	B	C*		D	E	F	G	b	t	H	K	AC	AD	HD	L
355	4-6	630	900	560	315	100	210	28	90	—	—	355	28	1000	740	1220	2530
400	4-8	710	1000	630	335	110	210	28	100	—	—	400	35	1100	790	1380	2630
450	4 6-12	800	1120	670	355	120 130	210 250	32 32	109 119	—	—	450	35	1200	840	1550	2920 2850
500	4 6-12	900	1250	710	475	130 140	250	32 36	119 128	—	—	500	42	1320	900	1720	3220 2990
560	4 6-12	1000	1400	800	500	150 160	250 300	—	—	39.7 42.8	11.4 12.4	560	42	1500	920	2180	3280 3330
630	4 6-12	1120	1600	900	530	170 180	300	—	—	44.2 45.6	12.4	630	48	1660	990	2410	3620

注：“*”与基本尺寸对应的第一个C尺寸为外风扇置于轴伸端的数值，后一个C尺寸为外风扇置于非轴伸端的数值。
Note: For the C dimension marked with *, the first value show the external fan placed on the drive end, and the later value show the external fan placed on the non-drive end.

Y (IP23)、YQF (IPW24) 400~630 10kV 电动机外形及安装尺寸图

Dimension and installation size drawing of Y(IP23), YQF(IPW24) 400 ~ 630 10kV motor



机座号 Frame No.	极数 Poles	A	B	C	D	E	F	G	H	K	AC	AD	HD	L
400	2 4-6	710	1000	375 335	80 100	170 210	22 28	71 90	400	35	1100	790	1200	2090 1900
450	2 4-10	800	1120	400 355	90 110	170 210	25 28	81 100	450	35	1200	840	1350	2340 2150 2080
500	4 6-14	900	1250	475 475	120 130	210 250	32 32	109 119	500	42	1400	900	1520	2420 2190
560	4 6-16	1000	1400	500 500	150 160	250 300	36 40	138 147	560	42	1500	920	1800	2640 2530
630	4 6-16	1120	1600	530 530	170 180	300 300	40 45	157 165	630	48	1660	990	2000	2920 2920

Y 系列中型高压三相异步电动机(机座号 355 ~ 630)

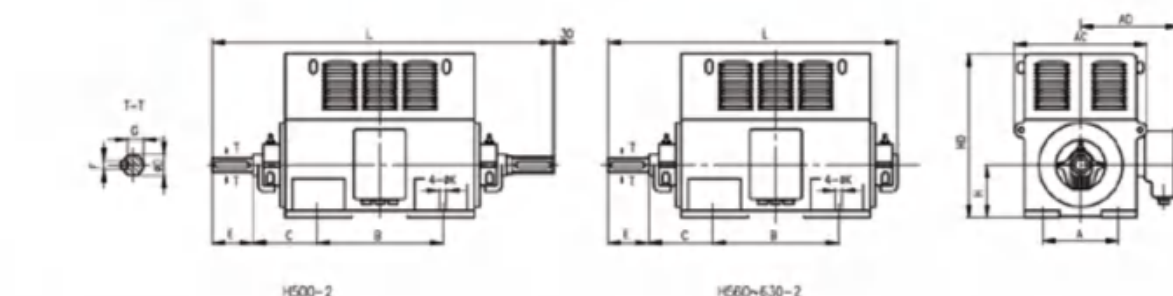
Y Series Medium Sized High Voltage Three-phase Induction Motors (H355~630)

Y 系列中型高压三相异步电动机(机座号 355 ~ 630)

Y Series Medium Sized High Voltage Three-phase Induction Motors (H355~630)

Y (IP23)、YQF (IPW24) 500 ~ 630 10kV 电动机外形及安装尺寸图

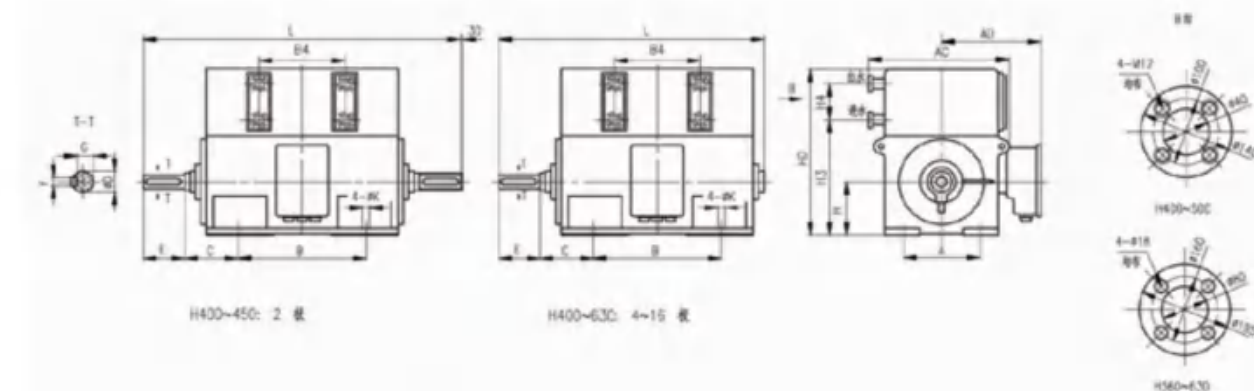
Dimension and installation size drawing of Y(IP23), YQF(IPW24) 500 ~ 630 10kV motor



机座号 Frame No.	极数 Poles	A	B	C	D	E	F	G	H	K	AC	AD	HD	L
500	2	900	1250	560	100	210	28	90	500	42	1400	920	1520	2790
560	2	1000	1400	560	130	250	32	119	560	42	1500	950	1800	2680
630	2	1120	1600	560	140	250	36	128	630	48	1660	990	2000	2880

YKS (IP44、IP54、IP55、IP56) 400 ~ 630 10kV 电动机外形及安装尺寸图

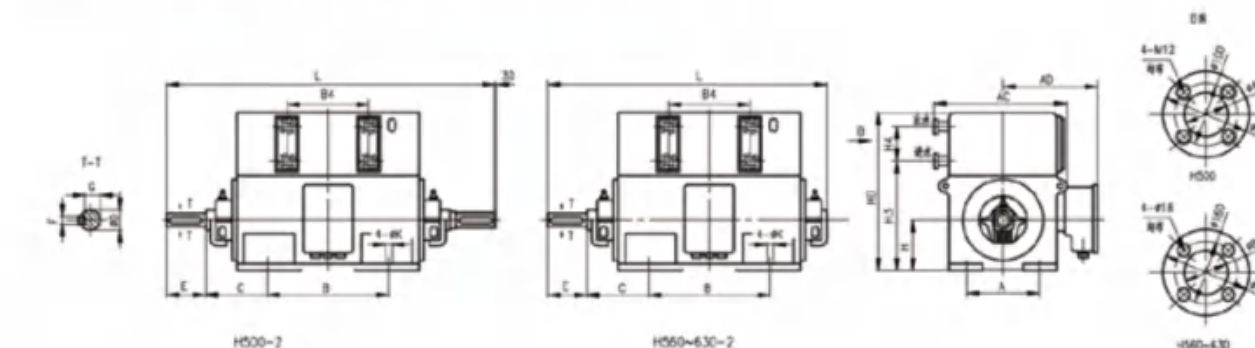
Dimension and installation size drawing of YKS 400 ~ 630 10kV motor (IP44, IP54, IP55, IP56)



机座号 Frame No.	极数 Poles	A	B	C	D	E	F	G	H	K	AC	AD	HD	L	B4	H3	H4
400	2 4-6	710	1000	375 335	80 100	170 210	22 28	71 90	400	35	1100	790	1200	2090 1900	660	970	400
450	2 4-10	800	1120	400 355	90 110	170 210	25 28	81 100	450	35	1200	840	1350	2340 2150 2080	780	1070	400
500	4 6-14	900	1250	475 475	120 130	210 250	32 32	109 119	500	42	1320	900	1520	2420 2190	880	1170	500
560	4 6-16	1000	1400	500 500	150 160	250 300	36 40	138 147	560	42	1500	920	1800	2640 2530	950	1450	550
630	4 6-16	1120	1600	530 530	170 180	300 300	40 45	157 165	630	48	1660	990	2000	2920 2920	1080	1590	550

YKS (IP44、IP54、IP55、IP56) 500 ~ 630 10kV 电动机外形及安装尺寸图

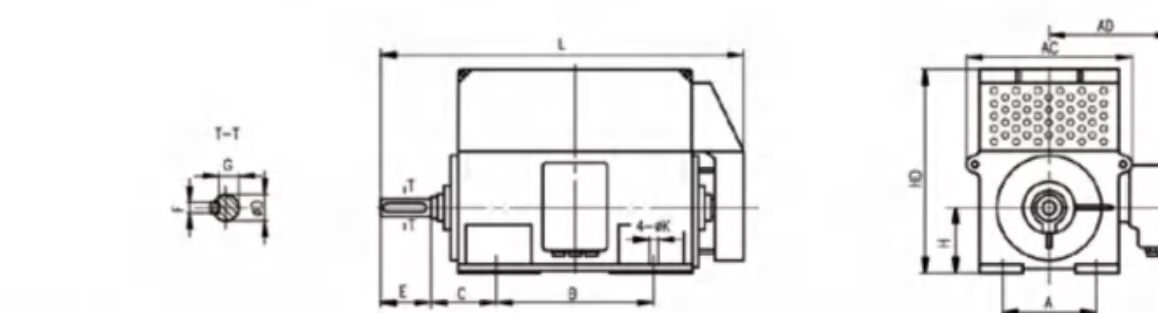
Dimension and installation size drawing of YKS 500 ~ 630 10kV motor (IP44, IP54, IP55, IP56)



机座号 Frame No.	极数 Poles	A	B	C	D	E	F	G	H	K	AC	AD	HD	L	B4	H3	H4
500	2	900	1250	560	100	210	28	90	500	42	1350	920	1820	2790	880	1170	500
560	2	1000	1400	560	130	250	32	119	560	42	1550	950	2150	2680	950	1450	550
630	2	1120	1600	560	140	250	36	128	630	48	1690	990	2290	2880	1080	1590	550

YKK (IP44、IP54、IP55、IP56) 400 ~ 630 10kV 电动机外形及安装尺寸图

Dimension and installation size drawing of YKK 400 ~ 630 10kV motor (IP44, IP54, IP55, IP56)



机座号 Frame No.	极数 Poles	A	B	C	D	E	F	G	H	K	AC	AD	HD	L
400	2 4-6	710	1000	375 335	80 100	170 210	22 28	71 90	400	35	1100	790	1380	2090 2090
450	2 4-10	800	1120	400 355	90 110	170 210	25 28	81 100	450	35	1200	840	1550	2280 2380
500	4 6-12	900	1250	475 475	120 130	210 250	32 32	109 119	500	42	1320	900	1720	2630 2600
560	4 6-16	1000	1400	500 500	150 160	250 300	36 40	138 147	560	42	1500	920	2180	2750 2800
630	4 6-16	1120	1600	530 530	170 180	300 300	40 45	157 165	630	48	1660	990	2410	3190 3190

Y 系列中型高压三相异步电动机(机座号 355 ~ 630)

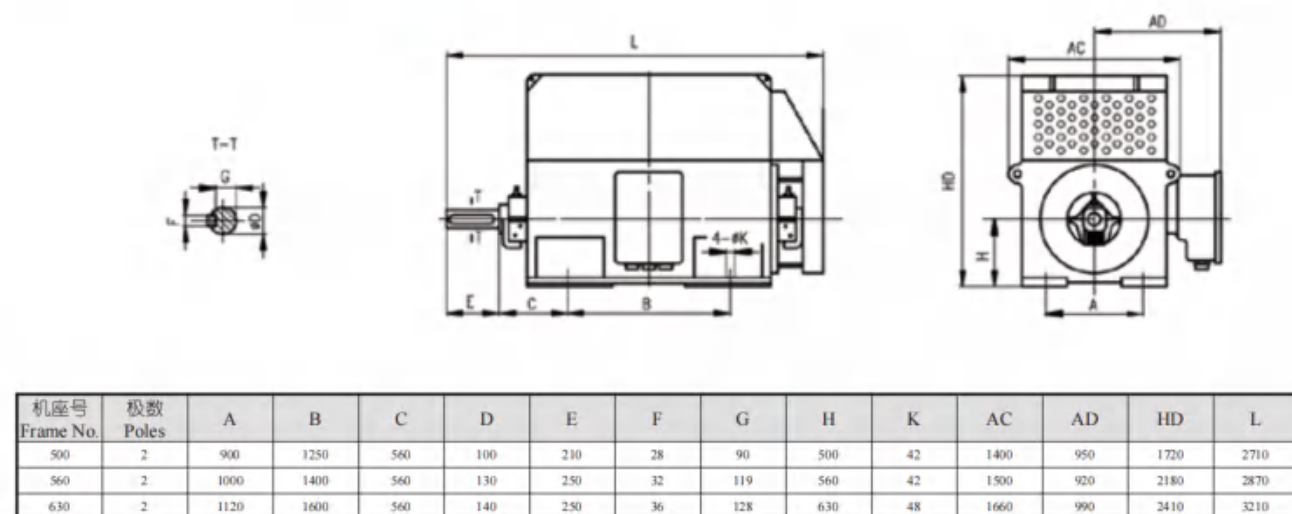
Y Series Medium Sized High Voltage Three-phase Induction Motors (H355~630)

Y 系列中型高压三相异步电动机(机座号 355 ~ 630)

Y Series Medium Sized High Voltage Three-phase Induction Motors (H355~630)

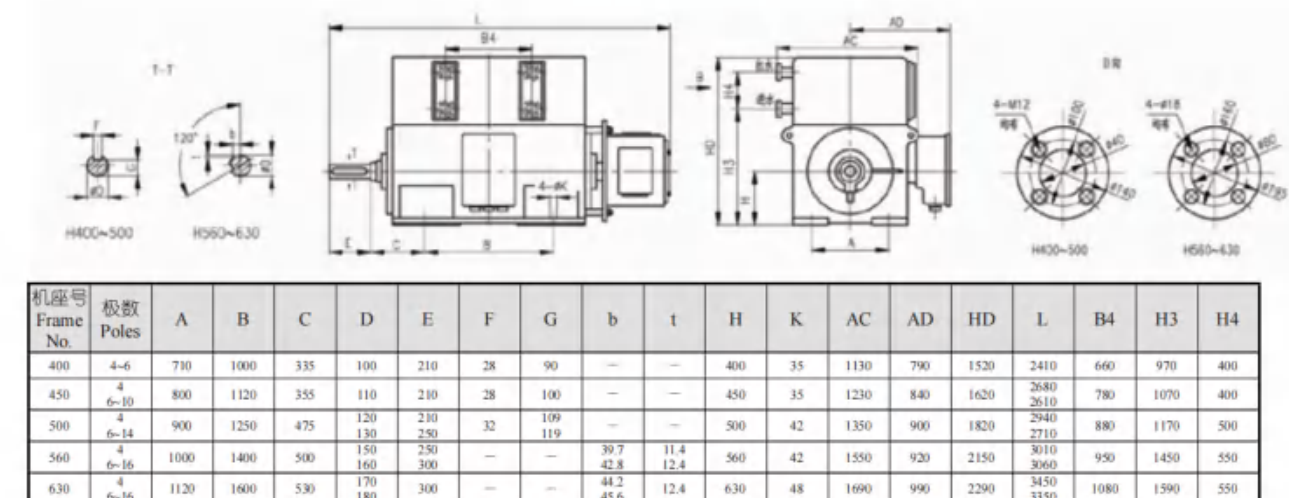
YKK (IP44、IP54、IP55、IP56) 500~630 10kV 电动机外形及安装尺寸图

Dimension and installation size drawing of YKK 500 ~ 630 10kV motor (IP44, IP54, IP55, IP56)



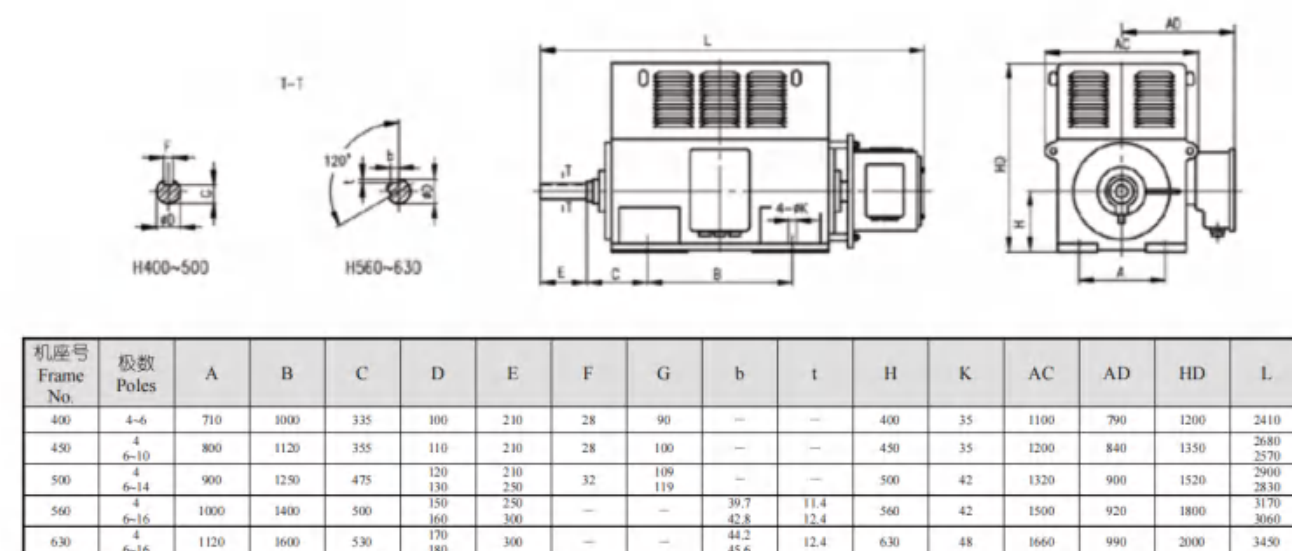
YRKS (IP44、IP54、IP55、IP56) 400~630 10kV 电动机外形及安装尺寸图

Dimension and installation size drawing of YRKS 400 ~ 630 10kV motor (IP44, IP54, IP55, IP56)



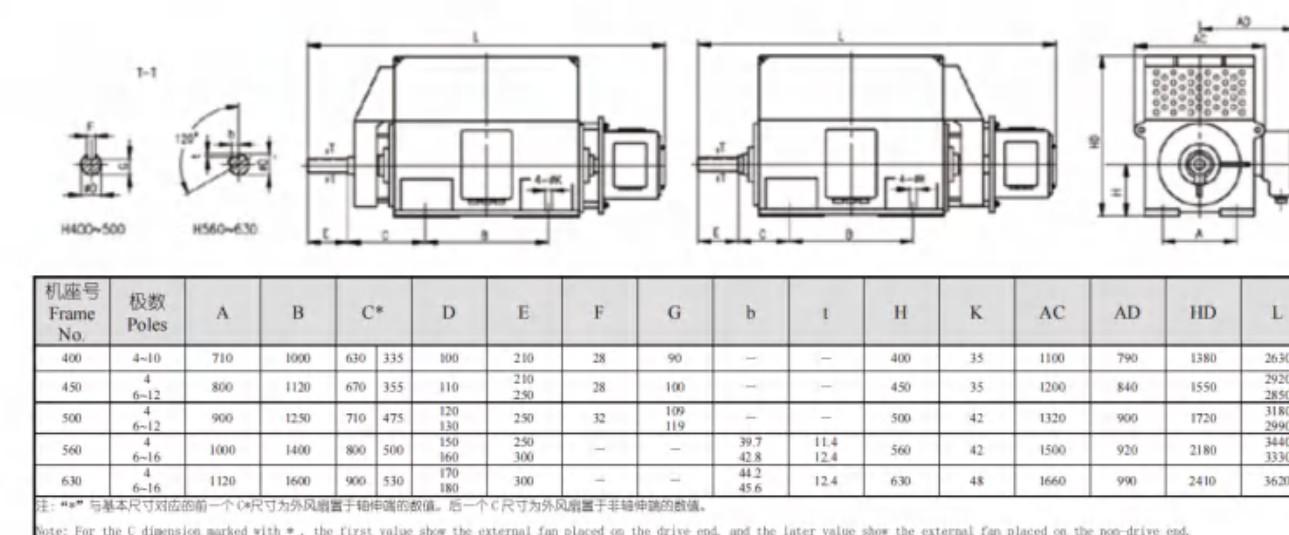
YR (IP23)、YRQF (IPW24) 400~630 10kV 电动机外形及安装尺寸图

Dimension and installation size drawing of YR (IP23), YRQF (IPW24) 400 ~ 630 10kV motor



YRKK (IP44、IP54、IP55、IP56) 400~630 10kV 电动机外形及安装尺寸图

Dimension and installation size drawing of YRKK 400 ~ 630 10kV motor (IP44, IP54, IP55, IP56)



注: *C* 与基本尺寸对应的前一个 C 尺寸为外风扇置于轴伸端的数值, 后一个 C 尺寸为外风扇置于非轴伸端的数值。
Note: For the C dimension marked with *, the first value show the external fan placed on the drive end, and the later value show the external fan placed on the non-drive end.

YL 系列中型高压立式三相异步电动机
(机座号 355~630)

YL Series Medium Sized High Voltage Vertical Type Three-phase Induction Motors
(H355~630)

1. 概述

本系列产品用料考究，制造精良，具有高效节能、噪声低、振动小、运行可靠、使用安装维修方便等优点。

本系列电动机的功率等级、电气性能和安装尺寸及公差均符合国家标准 GB755《旋转电机定额和性能》
国际电工委员会标准 IEC34-1《旋转电机定额和性能》。

本系列电动机的外壳防护等级根据 GB4942.1 和 IEC34-5《旋转电机外壳防护等级》的标准分别有 IP23、
IP44 、IP54、IP55 和 IP56 等五种。IP23 电动机可按用户要求制成 IP44(管道通风) 或 IPW24(气候防护型)。如
果用户需要其它防护等级可另行供货。

本系列电动机的冷却方法根据 GB/T1993 和 IEC34-6《旋转电机冷却方法》的标准分别有 IC01、IC611、
和 IC81W 三种。如果用户需要其它冷却方法可另行供货。

本系列电动机的结构及安装型式为 IMV1 结构，符合 GB997 和 IEC34-7《电机结构及安装型式代号》的
规定。

YLS355~630 高压立式三相异步电动机

YLS355~630 High Voltage Vertical Type Three-phase Induction Motors

YLST355~630 高压立式三相异步电动机

YLST355~630 High Voltage Vertical Type Three-phase Induction Motors

YLKK355~630 高压立式三相异步电动机

YLKK355~630High Voltage Vertical Type Three-phase Induction Motors

YLKKT355~630 高压立式三相异步电动机

YLKKT355~630 High Voltage Vertical Type Three-phase Induction Motors

YLKS355~630 高压立式三相异步电动机

YLKS355~630 High Voltage Vertical Type Three-phase Induction Motors

YLKST355~630 高压立式三相异步电动机

YLKST355~630 High Voltage Vertical Type Three-phase Induction Motors

1. General

YLS, YLST, YLKK, YLKKT, YLKS, YLKST series high voltage three-phase induction motor has experienced a history of over 30 years. With the improvement of insulation material performance of the motor in recent years, the application of low consumed silicon steel sheet, the enhancement of level, and the optimization and improvement of design, which have the ability to reduce all kinds of consumptions of motors so as to increase the motor capacity. Combined with the experiences in designing and manufacturing of the high voltage three-phase induction motor in the past 60 years, our company has made the latest optimization and design once again to comply with the national and industrial demands. The tests have proved that, the new series of products have reached or been close to the globally advanced level no matter in terms of technical performance or in economic performance. The products have produced in a large volume and exported them to over 20 countries and regions, even all over the countries such as the Europe, America, Africa, Hong Kong and Macao, etc as well as all parts of China, and they have got the good appraisal from the users.

This series products adopt the high quality materials, good manufacturing process, have the characteristics of high efficiency, energy saving, small vibration, reliable operating and convenient for mounting and maintenance.

The power grade, electric property, mounting dimensions and tolerance are coincident with national standard GB755 Rotating Electric Motor Rating and Property, International Electrical Committee standard IEC34-1 Rotating Electric Motor Rating and Property and machinery industry standards etc.

The enclosure protections of this series of motor include 5 types, i.e. IP23, IP44, IP54, IP55 and IP56 in accordance with the standard of the GB4942.1 and IEC34-5 Enclosure Protection Class of Rotating Electrical Machine. The IP23 motor can be changed to IP44 (pipeline ventilation) or IPW24 (climate protection type). If the users need other protection class, we may also provide relevant products.

There are 3 cooling methods of this series of motor, i.e., IC01, IC611 and IC81W in accordance with the standards of GB/T1993 and IEC34-6 Cooling Methods of Rotating Electrical Machine. If the users need other cooling methods, we may also provide relevant products.

The structure and Installation method of this series of motor is IMV1, and complies with the specifications of the GB997 and IEC 34-7 Motor Structure and Mounting Type Code.

2. 使用范围

本系列电动机可用于驱动立式水泵及其它机械设备, 在矿山、机械、石化行业、发电厂等各种工矿企业中作原动机使用。

电动机正常工作基本条件:

- (1) 海拔不超过 1000m;
- (2) 最高环境空气温度不超过 40℃; 最低环境空气温度对采用滚动轴承的电动机为-15℃; 对采用滑动轴承的电动机为 5℃;
- (3) 对 YLKS, YLKST 系列电动机, 冷却入口处冷却水温度 5~33℃;
- (4) 最湿月月平均最高相对湿度为 90%同时该月月平均最低温度不高于 25℃;
- (5) 电源频率为 50Hz±1%;
- (6) 工作电压变化范围不大于额定电压±5%;
- (7) 电动机定额为连续工作制 S1;
- (8) YLST, YLKKT, YLKST 型电机能承受轴向推力 3~60 吨。

2. Application Ranges

This series of motor may be used for driving water pump and other mechanical equipment, and are applied as the prime mover in all industrial and mining enterprises such as the mine, machinery, petrochemical industry and power plant, etc.

Normal operation conditions for motor:

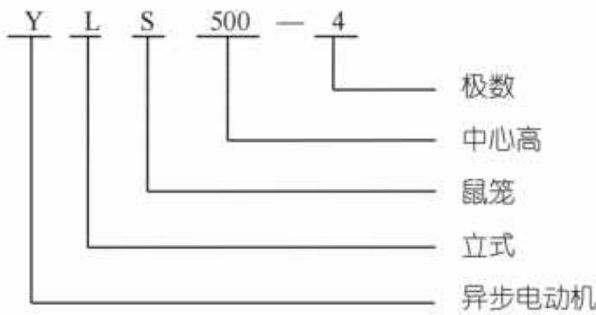
- (1) Sea level is not over 1000m;
- (2) The highest ambient temperature is not exceed 40℃; the lowest ambient temperature for the motor with rolling bearing is -15℃, and for the motor with sliding bearing, the lowest ambient temperature is 5℃;
- (3) For the YLKS and YLKST series of motors, the temperature of cooled water in the cooling inlet is 5~33℃;
- (4) In moist month, the monthly overage highest relative humidity is 90%, at the same time, the monthly overage lowest temperature is not over 25℃;
- (5) The frequency of power source is 50Hz±1%;
- (6) The variation of work voltage is not over rated voltage±5%;
- (7) Motor rating is continuous operation system S1;
- (8) YLST, YLKKT, YLKST series of motors may undertake axial thrust 3~60t.

3. 型号说明

电动机型号按 GB4831 的规定由产品代号、规格代号二部分依次排列组成。产品代号由电机系列代号表示，含义如下

- YLS——立式鼠笼异步电动机
 - YLST——立式鼠笼承受轴向推力的异步电动机
 - YLKS——立式鼠笼带空-水冷却器异步电动机
 - YLKST——立式鼠笼承受轴向推力的带空-水冷却器异步电动机
 - YLKK——立式鼠笼带空-空冷却器异步电动机
 - YLKKT——立式鼠笼承受轴向推力的带空-空冷却器异步电动机
- 规格代号由中心高、铁芯长度序号、极数组成。

示 例：



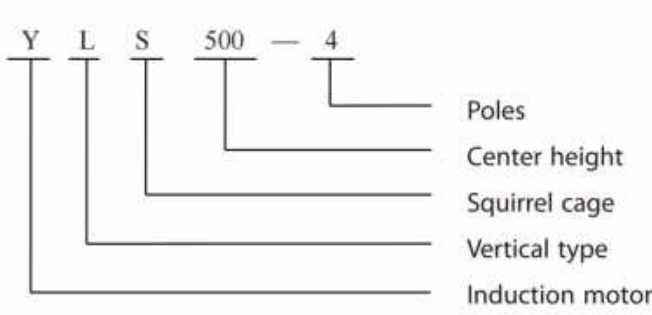
3. Type Description

The motor type is composed of the product code and size code in accordance with the regulations of GB4831. The product code is represented by the motor series code, the meanings are as the below:

- YLS——Vertical type squirrel cage rotor induction motor;
- YLST——Vertical type squirrel cage rotor induction motor undertakes axial thrust;
- YLKS——Vertical type squirrel cage rotor induction motor with air-water cooler;
- YLKST——Vertical type squirrel cage rotor induction motor with air-water cooler and undertakes axial thrust;
- YLKK——Vertical type squirrel cage rotor induction motor with air-air cooler;
- YLKKT——Vertical type squirrel cage rotor induction motor with air-air cooler and undertakes axial thrust;

The size code is composed of the center height, core length sequence and pole quantity. The example is shown as the followings.

Example :



4. 结构说明

中型电动机采用国际上流行的箱式结构,机座和端盖均由钢板焊接制成,刚度好、重量轻。拆下防护罩(或冷却器)后可以观察和触及电机内部,便于电动机的安装、维修。定子采用外压装结构。定子绕组采用 F 级绝缘材料和防晕材料,绕组端部固定采用特殊绑扎工艺、牢固可靠,整个定子采用真空压力浸渍 F 级无溶剂漆(VPI)处理。由此,电动机具有优良可靠的绝缘性能和防潮、抗冲击能力。

中型系列电动机鼠笼转子既可采用铸铝转子,又可采用铜条转子,运行可靠。

根据电动机是否承受轴向推力或承受轴向推力的大小,电机上轴承结构有滚动轴承和滑动轴承两种型式,下轴承结构为滚动轴承。采用滚动轴承结构的电机均有不停机加油和排油装置。

主出线盒为密封结构,防护等级为 IP54。出线盒的进线孔可朝上、下、左、右四周转换。盒内有单独的接地端子。

4. Construction Description

The medium sized motor employs the internationally popular box structure, and the frame and end cover is welded with steel plate featuring the good stiffness and light weight. After removing the protective cover (or cooler), we may observe and touch the inside of the motor, which is convenient for the installation and maintenance of the motor. The stator employs the external pressing structure. The stator winding employs the F-level insulation material and anti-corona material. The fixing of winding terminals employs the reliable special binding process. The whole stator employs the vacuum pressure impregnation F-level solventless paint (VPI) for treatment. Thus, the motor has the excellent and reliable insulation performance and the ability of damp-proof and shock resistance.

The squirrel rotor employs both cast aluminum and cooper, running reliably.

As for the motor whether undertakes axial thrust and the size of axial pushing power, there are rolling bearings or sliding bearings to be used for upper bearing structure of motor. But only rolling bearing for lower bearing structure. The motor employs the rolling bearing structure has the oil filling and exhausting equipment without stopping the machine.

The main terminal box employs the sealed structure, and the protection class is IP54. The inlet holes of terminal box may be switched to the upper, down, left and right directions. The box has the separate grounding terminals.

5. 本系列电动机的起动

电动机的转子采用了先进的计算技术来计算鼠笼转子的起动温升和应力,以防电动机因起动负载过重而导致电机早期损坏。建议用户核查:

- (1) 被驱动机械设备转动部分的转动惯量(折算到电动机转速后)应不超过技术数据表中[负载 J]项的数值;
- (2) 用户的电网应保证电动机在起动过程中的电机端电压不低于额定电压的 85%;
- (3) 被传动机械的阻力矩特性为水泵、风机类阻力矩特性。

在上述条件下,电动机允许在实际冷状态下连续起动两次,电动机在两次起动之间为自然停车;或者在电动机热状态下起动一次。超出以上限制的再次起动电动机应在停车 4 小时以后。

如果需要电动机传动的机械转动部分的转动惯量超过技术数据表中的[负载 J]数值,或要求频繁起动电动机,或有可能带重负载起动的电动机,务必请事先和我公司联系协商,以便特殊设计,确保电动机的可靠起动。

5. Starting of this series motor

The squirrel cage rotor of induction motor have adopted the advanced computer technique to calculate the temperature and pressure of the squirrel rotor, thus to avoid the motor's destroy at a early period because of the motor's overloaded while starting. So we suggest users to check the items as follows:

- (1) The moment of inertial (after being converted to motor's rotating speed) of the rotating part of mechanical equipment should not over these values of (loading J's) item shown in the technical table;
- (2) Customers should guarantee the voltage of electric network across the motor's terminals not lower than 85% of the rated value during starting;
- (3)The resistance moment feature of driven machines is the resistance moment feature of water pump and fan.

Under the above mentioned conditions, motor may be permitted to be started at actual cold condition for twice continuously, or at hot condition for once, the interval of two times starting is natural stoppage. The restarting of the motor over the above times should be one hour later.

If the moment of inertia of the mechanical rotating part of the driven machinery is over the value shown in (loading J) item of technical data, or there is a requirement to start motor frequently, or it is possible to start the motor under heavy loading, it is necessary to contact with our company for negotiating about specific design so as to ensure the reliable start-up of motor.

6. 订货须知

请在订货时注明以下内容:

- (1) 电机型号: YLST500-4
- (2) 额定频率: 50Hz
- (3) 额定功率: 1000kW
- (4) 额定电压: 6kV
- (5) 极 数: 4 极
- (6) 防护等级: IP23
- (7) 冷却方法: IC01
- (8) 旋转方向: 顺时针方向(面对电动机轴伸端看)
- (9) 轴向推力: 12 吨(仅对 YLST, YLKKT, YLKST 型电机才提供)

6. Order Information

Please specify the following items when placing the order:

- (1) Motor type: YLST500-4
- (2) Rated frequency: 50Hz
- (3) Rated power: 1000kW
- (4) Rated voltage: 6kV
- (5) Poles: 4-pole
- (6) Protection class: IP23
- (7) Cooling method: IC01
- (8) Rotating direction: Clockwise (view facing shaft end of electrical motor)
- (9) Axial thrust: 12t (YLST, YLKKT, YLKST series motor must be offer)

7. 注意事项

- (1) 核查被驱动机械设备转动惯量;
- (2) 如工作条件有变化或其它特殊要求, 需另签订技术协议方可签订货合同;
- (3) 样本内表中所列的技术性能数据均为保证值, 供设计选用和定货时参考, 但不能作考核标准, 考核电动机的标准按相应的技术条件;
- (4) 随着技术的进步和有关国内外标准的修改, 样本内技术数据及尺寸有所变动, 不另行通知, 订货后请向我公司索取正式外形图。

7. Notice

- (1) To check the moment of inertia of the driven mechanical equipment;
- (2) If working condition being changed or other special requirement, it is necessary to sign a technical agreement before ordering;
- (3) All technical property values shows in the sample table are design values, which close to the actual values and used as a reference for design and ordering, but may not be used as a checking standard, if there is necessary to check, it must be in accordance with relative technical specifications;
- (4) Due to the technology development and the revise of relative state standards, if here have any changes in the technical data, we would not prior notice. After ordering, please to ask for the formal outline drawing of our company.

YL 系列中型高压立式三相异步电动机(机座号 355~630)

YL 系列中型高压立式三相异步电动机(机座号 355~630)

YL Series Medium Sized High Voltage Vertical Type Three-phase Induction Motors (H355~630)

YL Series Medium Sized High Voltage Vertical Type Three-phase Induction Motors (H355~630)

8. 技术数据表

YLS, YLST (IP23), YLKS, YLKST (IP44, IP54, IP55, IP56) 系列技术数据 (6kV) 保证值

YLS, YLST (IP23), YLKS, YLKST (IP44, IP54, IP55, IP56) series technical data (6kV) guarantee value

型号	额定 功率 (kW)	额定 转速 (r/min)	定子 电流 (A)	额定 效率 (%)	功率 因数 $\cos\varphi$	堵转电流 额定电流	堵转转矩 额定转矩	最大转矩 额定转矩	转动惯量 GD ² /4 (kg·m ²)		参考重量 (kg)				YKS 电机 冷却水量 (t/h)
									电机 Jm	负载 J	YLS	YLKS	YLST	YLKST	
YLS355-4	220	1484	26.7	93.3	0.85	6.5	0.8	1.8	4	105	2580	3300	2980	3700	4.4
	250	1484	30.3	93.4	0.85	6.5	0.8	1.8	4	120	2660	3380	3060	3780	4.8
	280	1484	33.5	93.5	0.86	6.5	0.8	1.8	5	134	2730	3450	3130	3850	5.1
	315	1484	37.7	93.6	0.86	6.5	0.8	1.8	5	152	2800	3520	3200	3920	5.5
	355	1484	42.3	93.8	0.86	6.5	0.8	1.8	5	171	2900	3620	3300	4020	5.8
YLS400-4	400	1484	47.6	94.0	0.86	6.5	0.8	1.8	5	194	3230	3950	3630	4350	6.1
	450	1483	53.5	94.2	0.86	6.5	0.8	1.8	10	214	3280	4000	3680	4400	7.5
	500	1483	58.6	94.3	0.87	6.5	0.8	1.8	10	239	3330	4050	3730	4450	8.2
	560	1483	65.5	94.5	0.87	6.5	0.8	1.8	12	267	3390	4110	3790	4510	8.8
	630	1483	73.5	94.8	0.87	6.5	0.8	1.8	12	301	3450	4170	3850	4570	9.3
YLS450-4	710	1483	82.7	95.0	0.87	6.5	0.8	1.8	12	341	4270	5330	4670	5730	9.9
	800	1484	93.0	95.1	0.87	6.5	0.8	1.8	19	379	4430	5490	4830	5890	11.0
	900	1484	104.6	95.2	0.87	6.5	0.8	1.8	19	428	4560	5620	4960	6020	12.1
	1000	1484	116.1	95.3	0.87	6.5	0.8	1.8	20	477	4700	5760	5100	6160	13.2
YLS500-4	1120	1484	129.9	95.4	0.87	6.5	0.8	1.8	20	537	5230	6290	5630	6690	14.3
	1250	1488	143.1	95.5	0.88	6.5	0.7	1.8	34	507	5330	6390	5730	6790	14.9
	1400	1488	160.1	95.6	0.88	6.5	0.7	1.8	36	569	5500	6560	5900	6960	16.2
YLS560-4	1600	1488	180.8	95.7	0.89	6.5	0.7	1.8	38	654	6400	7460	6800	7860	17.4
	1800	1488	203.2	95.8	0.89	6.5	0.7	1.8	40	738	6700	7760	7100	8160	18.7
	2000	1489	225.5	95.9	0.89	6.5	0.6	1.8	75	665	7000	8060	7400	8460	22.6
YLS630-4	2240	1489	252.3	96.0	0.89	6.5	0.6	1.8	84	745	7600	8660	8000	9060	24.3
	2500	1489	281.3	96.1	0.89	6.5	0.6	1.8	93	832	7900	8960	8300	9360	26.0
	2800	1485	314.7	96.2	0.89	6.5	0.6	1.8	109	933	8300	9360	8700	9760	29.0
	3150	1485	353.7	96.3	0.89	6.5	0.6	1.8	118	1054	8600	9660	9000	10060	31.3
YLS355-6	220	991	27.8	93.0	0.82	6.0	0.8	1.8	7	238	2900	3620	3300	4020	4.7
	250	991	31.4	93.3	0.82	6.0	0.8	1.8	8	271	2980	3700	3380	4100	4.9
	280	991	34.7	93.5	0.83	6.0	0.8	1.8	8	304	3100	3820	3500	4220	5.1
YLS400-6	315	998	39.0	93.7	0.83	6.0	0.8	1.8	12	334	3480	4200	3880	4600	5.6
	355	998	43.8	93.9	0.83	6.0	0.8	1.8	13	377	3570	4290	3970	4690	6.1
	400	998	49.3	94.0	0.83	6.0	0.8	1.8	15	424	3700	4420	4100	4820	6.8
	450	998	54.7	94.3	0.84	6.0	0.8	1.8	16	478	3850	4570	4250	4970	7.5
	500	998	59.9	94.5	0.85	6.0	0.8	1.8	17	532	3950	4670	4350	5070	8.2
YLS450-6	560	991	66.9	94.7	0.85	6.0	0.8	1.8	23	601	4450	5510	4850	5910	8.8
	630	991	75.2	94.8	0.85	6.0	0.8	1.8	25	677	4570	5630	4970	6030	9.5
	710	991	84.6	95.0	0.85	6.0	0.8	1.8	27	764	4700	5760	5100	6160	10.2
	800	991	95.2	95.1	0.85	6.0	0.8	1.8	29	862	4850	5910	5250	6310	10.9
YLS500-6	900	990	107.0	95.2	0.85	6.0	0.7	1.8	40	839	5600	6660	6000	7060	12.1
	1000	990	118.8	95.3	0.85	6.0	0.7	1.8	43	934	5800	6860	6200	7260	13.2
	1120	990	131.4	95.4	0.86	6.0	0.7	1.8	47	1047	6000	7060	6400	7460	14.3
YLS560-6	1250	990	146.5	95.5	0.86	6.0	0.7	1.8	50	1171	6550	7610	6950	8010	15.4
	1400	989	163.9	95.6	0.86	6.5	0.7	1.8	79	1291	6950	8010	7350	8410	17.1
	1600	989	187.1	95.7	0.86	6.5	0.7	1.8	88	1478	7500	8560	7900	8960	18.4
YLS630-6	1800	989	210.2	95.8	0.86	6.5	0.7	1.8	98	1664	8840	9900	9240	10300	19.7
	2000	985	233.4	95.9	0.86	6.5	0.7	1.8	122	1852	9490	10550	9890	10950	21.3
	2240	985	261.1	96.0	0.86	6.5	0.7	1.8	132	2079	10100	11160	10500	11560	23.8
	2500	985	291.1	96.1	0.86	6.5	0.7	1.8	142	2325	10800	11860	11200	12260	26.3

YLS, YLST (IP23), YLKS, YLKST (IP44, IP54, IP55, IP56) 系列技术数据 (6kV) 保证值

YLS, YLST (IP23), YLKS, YLKST (IP44, IP54, IP55, IP56) series technical data (6kV) guarantee value

型号	额定 功率 (kW)	额定 转速 (r/min)	定子 电流 (A)	额定 效率 (%)	功率 因数 $\cos\varphi$	堵转电流 额定电流	堵转转矩 额定转矩	最大转矩 额定转矩	转动惯量 GD ² /4 (kg·m ²)		参考重量 (kg)				YKS 电机 冷却水量 (t/h)
									电机 Jm	负载 J	YLS	YLKS	YLST	YLKST	
YLS400-8	220	741	29.2	92.9	0.78	5.5	0.8	1.8	12	426	3470	4190	3870	4590	4.4
	250	741	32.7	93.0	0.79	5.5	0.8	1.8	13	485	3550	4270	3950	4670	4.8
	280	741	36.6	93.2	0.79	5.5	0.8	1.8	15	543	3680	4400	4080	4800	5.2
	315	741	40.6	93.4	0.80	5.5	0.8	1.8	16	612	3800	4520	4200	4920	5.6
	355	741	45.7	93.5	0.80	5.5	0.8	1.8	17	690	4000	4720	4400	5120	6.0
YLS450-8	400	743	51.3	93.7	0.80	5.5	0.8	1.8	23	770	4500	5560	4900	5960	6.7
	450	743	57.0	93.8	0.81	5.5	0.8	1.8	25	867	4670	5730	5070	6130	7.3
	500	743	63.0	94.3	0.81	5.5	0.8	1.8	26	965	4800	5860	5200	6260	7.9
	560	743	69.6	94.4	0.82	5.5	0.8	1.8	27	1083	5000	6060	5400	6460	8.5
YLS500-8	630	742	78.2	94.5	0.82	5.5	0.8	1.8	40	1212	5300	6360	5700	6760	9.1
	710	742	88.1	94.6	0.82	5.5	0.8	1.8	43	1368	5500	6560	5900	6960	9.8
	800	742	96.8	94.7	0.84	5.5	0.8	1.8	47	1543	5700	6760	6100	7160	10.5
YLS560-8	900	742	108.8	94.8	0.84	5.5	0.8	1.8	50	1739	6950	8010	7350	8410	11.2
	1000	742	120.7	94.9	0.84	6.0	0.7	1.8	99	1640	6950	8010	7350	8410	13.5
	1120	742	135.1	95.0	0.84	6.0	0.7	1.8	109	1839	7300	8360	7700	8760	14.6
YLS630-8	1250	742	150.6	95.1	0.84	6.0	0.7	1.8	119	2055	8000	9060	8400	9460	15.7
	1400	741	168.5	95.2	0.84	6.0	0.7	1.8	140	2301	8400	9460	8800	9860	17.5
YLS630-8	1600	741	192.3	95.3	0.84	6.0	0.7	1.8	150	2640	8800	9860	9200	10260	19.5
	1800	741	216.1	95.4	0.84	6.0	0.7	1.8	160	2979	9300	10360	9700	10760	21.5
YLS400-10	220	593	29.9	92.1	0.77	5.5	0.8	1.8	21	664	3600	4320	4000	4720	4.6
	250	593	33.4	92.3	0.78	5.5	0.8	1.8	22	756	3800	4520	4200	4920	4.8
YLS450-10	280	592	37.3	92.5	0.78	5.5	0.8	1.8	26	848	4050	5110	4450	5510	5.4
	315	592	42.0	92.6	0.78	5.5	0.8	1.8	29	955	4200	5260	4600	5660	5.8
	355	592	46.6	92.8	0.79	5.5	0.8	1.8	31	1077	4370	5430	4770	5830	6.5
	400	592	52.2	93.3	0.79	5.5	0.8	1.8	34	1215	4550	5610	4950	6010	7.2
	450	592	58.0	93.4	0.80	5.5	0.8	1.8	37	1368	4700	5760	5100	6160	7.9
YLS500-10	500	590	64.3	93.6	0.80	5.5	0.8	1.8	55	1517	5350	6410	5750	6810	9.0
	560	590	71.9	93.7	0.80	5.5	0.8	1.8	62	1698	5500	6560	5900	6960	10.0
	630	590	80.8	93.8	0.80	5.5	0.8	1.8	62	1918	5650	6710	6050	7110	11.

YL 系列中型高压立式三相异步电动机(机座号 355~630)

YL Series Medium Sized High Voltage Vertical Type Three-phase Induction Motors (H355~630)

YL 系列中型高压立式三相异步电动机(机座号 355~630)

YL Series Medium Sized High Voltage Vertical Type Three-phase Induction Motors (H355~630)

YLS、YLST (IP23)、YLKS、YLKST (IP44、IP54、IP55、IP56) 系列技术数据 (6kV) 保证值

YLS, YLST (IP23), YLKS, YLKST (IP44, IP54, IP55, IP56) series technical data (6kV) guarantee value

型号	额定功率 (kW)	额定转速 (r/min)	定子电流 (A)	额定效率 (%)	功率因数 cos φ	堵转电流 Ist/In	堵转转矩 Tst/Tn	最大转矩 Tm/Tn	转动惯量 GD²/4 (kg·m²)		参考重量 (kg)				YKS 电机冷却水量 (t/h)
YLS560-12	560	493	72.7	93.8	0.79	5.5	0.8	1.8	58	2463	6660	7720	7060	8120	10.3
	630	494	81.7	93.9	0.79	6.0	0.7	1.8	101	2371	6940	8000	7340	8400	10.5
	710	494	92.0	94.0	0.79	6.0	0.7	1.8	111	2675	7450	8510	7850	8910	11.2
YLS630-12	800	494	103.4	94.2	0.79	6.0	0.7	1.8	121	3018	8000	9060	8400	9460	12.0
	900	495	116.3	94.3	0.79	6.0	0.7	1.8	142	3375	8400	9460	8800	9860	12.4
	1000	495	129.0	94.4	0.79	6.0	0.7	1.8	155	3753	8800	9860	9200	10260	13.8
	1120	495	144.4	94.5	0.79	6.0	0.7	1.8	162	4215	9200	10260	9600	10660	15.2
YLS500-14	220	420	32.3	91.0	0.72	5.5	0.8	1.8	30	1335	4400	5460	4800	5860	4.9
	250	420	36.7	91.1	0.72	5.5	0.8	1.8	36	1515	4500	5560	4900	5960	5.6
	280	420	40.5	91.2	0.73	5.5	0.8	1.8	42	1695	4700	5760	5100	6160	6.3
	315	420	45.5	91.3	0.73	5.5	0.8	1.8	48	1906	4900	5960	5300	6360	7.0
	355	420	51.2	91.4	0.73	5.5	0.8	1.8	54	2148	5300	6360	5700	6760	7.7
YLS560-14	400	424	55.8	93.2	0.74	6.0	0.8	1.8	124	2311	6500	7560	6900	7960	13.1
	450	424	62.7	93.3	0.74	6.0	0.8	1.8	135	2604	6900	7960	7300	8360	14.0
	500	424	68.7	93.4	0.75	6.0	0.8	1.8	146	2897	7400	8460	7800	8860	14.9
YLS630-14	560	415	73.7	93.7	0.78	6.0	0.8	1.8	160	3398	8200	9260	8600	9660	13.2
	630	415	82.9	93.8	0.78	6.0	0.8	1.8	172	3831	8400	9460	8800	9860	14.6
	710	415	93.3	93.9	0.78	6.0	0.8	1.8	184	4327	8800	9860	9200	10260	15.8
	800	415	105.0	94.0	0.78	6.0	0.8	1.8	197	4886	9200	10260	9600	10660	17.0
YLS500-16	220	364	32.8	91.0	0.71	5.5	0.7	1.8	32	1558	4500	5560	4900	5960	6.2
	250	364	37.2	91.0	0.71	5.5	0.7	1.8	39	1768	4650	5710	5050	6110	7.1
	280	364	41.1	91.1	0.72	5.5	0.7	1.8	46	1977	4900	5960	5300	6360	7.8
	315	364	45.5	91.2	0.73	5.5	0.7	1.8	53	2223	5300	6360	5700	6760	8.7
YLS560-16	355	369	50.4	92.8	0.73	5.5	0.7	1.8	156	2340	6600	7660	7000	8060	7.9
	400	369	56.8	92.8	0.73	5.5	0.7	1.8	168	2645	6900	7960	7300	8360	8.9
	450	369	64.0	92.5	0.73	5.5	0.7	1.8	176	2988	7400	8460	7800	8860	10.4
YLS630-16	500	370	69.5	93.5	0.74	6.0	0.7	1.8	162	3335	8300	9360	8700	9760	9.9
	560	370	77.8	93.6	0.74	6.0	0.7	1.8	176	3741	8700	9760	9100	10160	10.9
	630	370	88.6	93.7	0.73	6.0	0.7	1.8	180	4226	9400	10460	9800	10860	12.1
	710	370	99.8	93.8	0.73	6.0	0.7	1.8	194	4772	9900	10960	10300	11360	13.4

YLKK、YLKKT (IP44、IP54、IP55、IP56) 系列技术数据 (6kV) 保证值

YLKK, YLKKT (IP44, IP54, IP55, IP56) series technical data (6kV) guarantee value

型号	额定功率 (kW)	额定转速 (r/min)	定子电流 (A)	额定效率 (%)	功率因数 cos φ	堵转电流 Ist/In	堵转转矩 Tst/Tn	最大转矩 Tm/Tn	转动惯量 GD²/4 (kg·m²)		参考重量 (kg)	
YLKK355-4	220	1480	26.8	93.0	0.85	6.5	0.7	1.8	4	92	3050	3350
	250	1480	30.4	93.1	0.85	6.5	0.7	1.8	5	104	3120	3420
	280	1480	33.6	93.2	0.86	6.5	0.7	1.8	5	117	3250	3550
	315	1480	37.8	93.3	0.86	6.5	0.7	1.8	5	133	3400	3700
YLKK400-4	355	1480	42.5	93.5	0.86	6.5	0.7	1.8	5	150	4050	4350
	400	1485	47.8	93.7	0.86	6.5	0.7	1.8	10	164	4100	4400
	450	1485	53.0	93.9	0.87	6.5	0.7	1.8	10	185	4150	4450
	500	1485	58.8	94.0	0.87	6.5	0.7	1.8	12	205	4300	4600
	560	1485	65.8	94.2	0.87	6.5	0.7	1.8	12	231	4500	4800
YLKK450-4	630	1485	73.8	94.4	0.87	6.5	0.7	1.8	12	262	5380	5680
	710	1484	83.0	94.6	0.87	6.5	0.7	1.8	19	290	5640	5940
	800	1484	93.3	94.8	0.87	6.5	0.7	1.8	19	329	5950	6250
	900	1484	104.9	94.9	0.87	6.5	0.7	1.8	20	371	6300	6600
YLKK500-4	1000	1484	116.4	95.0	0.87	6.5	0.7	1.8	20	415	6730	7370
	1120	1489	128.8	95.1	0.88	6.5	0.7	1.8	34	450	6900	7540
	1250	1489	143.6	95.2	0.88	6.5	0.7	1.8	36	504	7200	7840
	1400	1489	160.6	95.3	0.88	6.5	0.7	1.8	38	567	9300	9940
YLKK560-4	1600	1489	183.4	95.4	0.88	6.5	0.7	1.8	40	651	9600	10240
	1800	1491	206.1	95.5	0.88	6.5	0.6	1.8	75	590	9900	10540
YLKK630-4	2000	1491	228.8	95.6	0.88	6.5	0.6	1.8	84	654	10900	11540
	2240	1491	255.9	95.7	0.88	6.5	0.6	1.8	93	734	11200	11840
	2500	1489	285.4	95.8	0.88	6.5	0.6	1.8	109	816	11500	12140
	2800	1489	319.3	95.9	0.88	6.5	0.6	1.8	118	918	11800	12440
YLKK355-6	220	991	27.8	92.8	0.82	6.0	0.7	1.8	8	206	3300	3600
	250	991	31.5	93.0	0.82	6.0	0.7	1.8	8	236	3500	3800
YLKK400-6	280	990	35.2	93.3	0.82	6.0	0.7	1.8	12	262	4120	4420
	315	990	39.5	93.5	0.82	6.0	0.7	1.8	13	295	4210	4510
	355	990	43.9	93.7	0.83	6.0	0.7	1.8	15	332	4400	4700
	400	990	49.4	93.8	0.83	6.0	0.7	1.8	16	375	4550	4850
YLKK450-6	450	990	55.4	94.1	0.83	6.0	0.7	1.8	17	423	4700	5000
	500	990	61.5	94.3	0.83	6.0	0.7	1.8	23	465	5300	5600
	560	990	68.0	94.4	0.84	6.0	0.7	1.8	25	522	5400	5700
	630	990	76.4	94.5	0.84	6.0	0.7	1.8	27	588	5600	5900
YLKK500-6	710	990	85.8	94.8	0.84	6.0	0.7	1.8	29	665	5800	6100
	800	991	96.6	94.9	0.84	6.0	0.7	1.8	40	740	6800	7440
	900	991	107.3	95.0	0.85	6.0	0.7	1.8	43	834	7000	7640
	1000	991	119.0	95.1	0.85	6.0	0.7	1.8	47	928	7200	7840
YLKK560-6	1120	991	133.2	95.2	0.85	6.0	0.7	1.8	50	1042	8550	9190
	1250	990	146.8	95.3	0.86	6.5	0.7	1.8	79	1142	8800	9440
	1400	990	164.2	95.4	0.86	6.5	0.7	1.8	88	1280	9200	9840
YLKK630-6	1600	990	187.5	95.5	0.86	6.5	0.7	1.8	98	1465	11530	12170
	1800	991	210.7	95.6	0.86	6.5	0.7	1.8	122	1633	11800	12440
	2000	991	233.8	95.7	0.86	6.5	0.7	1.8	132	1818	12200	12840
	2240	991	261.6	95.8	0.86	6.5	0.7	1.8	142	2042	12500	13140

YL 系列中型高压立式三相异步电动机(机座号 355~630)

YL Series Medium Sized High Voltage Vertical Type Three-phase Induction Motors (H355~630)

YL 系列中型高压立式三相异步电动机(机座号 355~630)

YL Series Medium Sized High Voltage Vertical Type Three-phase Induction Motors (H355~630)

YLKK、YLKKT (IP44、IP54、IP55、IP56) 系列技术数据 (6kV) 保证值

YLKK, YLKKT (IP44, IP54, IP55, IP56) series technical data (6kV) guarantee value

型号	额定 功率 (kW)	额定 转速 (r/min)	定子 电流 (A)	额定 效率 (%)	功率 因数 $\cos\varphi$	堵转电流 额定电流	堵转转矩 额定转矩	最大转矩 额定转矩	转动惯量 GD ² /4 (kg·m ²)		参考重量 (kg)	
									电机 J _m	负载 J	YLKK	YLKKT
YLKK400-8	220	742	29.2	92.9	0.78	5.5	0.8	1.8	13	424	4300	4600
	250	742	32.7	93.0	0.79	5.5	0.8	1.8	15	482	4450	4750
	280	742	36.6	93.2	0.79	5.5	0.8	1.8	16	541	4600	4900
	315	742	41.1	93.4	0.79	5.5	0.8	1.8	17	609	4750	5050
YLKK450-8	355	744	45.7	93.5	0.80	5.5	0.8	1.8	23	679	5400	5700
	400	744	51.3	93.7	0.80	5.5	0.8	1.8	25	766	5600	5900
	450	744	57.7	93.8	0.80	5.5	0.8	1.8	26	864	5800	6100
	500	744	63.8	94.2	0.80	5.5	0.8	1.8	27	961	6000	6300
YLKK500-8	560	743	71.4	94.4	0.80	5.5	0.8	1.8	40	1070	6900	7540
	630	743	78.2	94.5	0.82	5.5	0.8	1.8	43	1206	7200	7840
	710	743	88.1	94.6	0.82	5.5	0.8	1.8	47	1360	7500	8140
YLKK560-8	800	743	99.1	94.7	0.82	5.5	0.8	1.8	50	1536	8550	9190
	900	742	108.8	94.8	0.84	6.0	0.7	1.8	121	1444	9000	9640
	1000	742	120.7	94.9	0.84	6.0	0.7	1.8	131	1608	9500	10140
YLKK630-8	1120	742	135.1	95.0	0.84	6.0	0.7	1.8	141	1807	11200	11840
	1250	742	150.6	95.1	0.84	6.0	0.7	1.8	150	2024	11600	12240
	1400	742	168.5	95.2	0.84	6.0	0.7	1.8	160	2275	12000	12640
	1600	742	192.3	95.3	0.84	6.0	0.7	1.8	170	2613	12500	13140
YLKK400-10	220	593	30.6	92.1	0.75	5.5	0.8	1.8	22	663	4400	4700
YLKK450-10	250	595	34.8	92.3	0.75	5.5	0.8	1.8	26	747	5000	5300
	280	595	38.8	92.5	0.75	5.5	0.8	1.8	29	836	5100	5400
	315	595	43.0	92.8	0.76	5.5	0.8	1.8	31	943	5220	5520
	355	595	48.3	93.0	0.76	5.5	0.8	1.8	34	1063	5400	5700
	400	595	54.3	93.3	0.76	5.5	0.8	1.8	37	1199	5600	5900
YLKK500-10	450	592	61.0	93.4	0.76	5.5	0.8	1.8	45	1360	7000	7640
	500	592	65.9	93.6	0.78	5.5	0.8	1.8	62	1499	7200	7840
	560	592	73.7	93.7	0.78	5.5	0.8	1.8	62	1687	7500	8140
	630	592	82.9	93.8	0.78	5.5	0.8	1.8	62	1905	8000	8640
YLKK560-10	710	592	93.2	94.0	0.78	5.5	0.8	1.8	62	2155	8780	9420
	800	590	102.2	94.2	0.80	6.0	0.7	1.8	101	2099	9200	9840
	900	590	114.8	94.3	0.80	6.0	0.7	1.8	111	2365	9800	10440
YLKK630-10	1000	590	127.4	94.4	0.80	6.0	0.7	1.8	121	2630	11100	11740
	1120	590	142.4	94.6	0.80	6.0	0.7	1.8	136	2945	11500	12140
	1250	590	158.8	94.7	0.80	6.0	0.7	1.8	154	3284	12000	12640
YLKK450-12	220	495	31.9	92.2	0.72	5.5	0.8	1.8	31	952	5700	6000
	250	495	36.1	92.5	0.72	5.5	0.8	1.8	31	1085	5900	6200
	280	495	40.4	92.7	0.72	5.5	0.8	1.8	33	1217	6100	6400
YLKK500-12	315	494	45.4	92.8	0.72	5.5	0.8	1.8	46	1366	6670	7310
	355	494	49.6	93.0	0.74	5.5	0.8	1.8	49	1543	6900	7540
	400	494	55.8	93.3	0.74	5.5	0.8	1.8	52	1742	7200	7840
	450	494	62.7	93.4	0.74	5.5	0.8	1.8	55	1963	7500	8140

YLKK、YLKKT (IP44、IP54、IP55、IP56) 系列技术数据 (6kV) 保证值

YLKK, YLKKT (IP44, IP54, IP55, IP56) series technical data (6kV) guarantee value

型号	额定 功率 (kW)	额定 转速 (r/min)	定子 电流 (A)	额定 效率 (%)	功率 因数 $\cos\varphi$	堵转电流 额定电流	堵转转矩 额定转矩	最大转矩 额定转矩	转动惯量 GD ² /4 (kg·m ²)		参考重量 (kg)	
									电机 J _m	负载 J	YLKK	YLKKT
YLKK560-12	500	494	69.4	93.7	0.74	5.5	0.8	1.8	58	2184	8750	9390
	560	495	75.6	93.8	0.76	6.0	0.7	1.8	101	2087	9000	9640
	630	495	84.9	93.9	0.76	6.0	0.7	1.8	111	2351	9400	10040
YLKK630-12	710	495	95.6	94.0	0.76	6.0	0.7	1.8	121	2653	10200	10840
	800	495	107.5	94.2	0.76	6.0	0.7	1.8	142	2984	10600	11240
	900	495	120.8	94.3	0.76	6.0	0.7	1.8	155	3362	11200	11840
	1000	495	134.1	94.4	0.76	6.0	0.7	1.8	162	3746	12050	12690
YLKK500-14	220	421	33.8	92.1	0.68	5.5	0.8	1.8	36	1322	6500	7140
	250	421	37.2	92.3	0.70	5.5	0.8	1.8	47	1496	6700	7340
	280	420	41.7	92.4	0.70	5.5	0.8	1.8	58	1679	7000	7640
	315	420	46.8	92.5	0.70	5.5	0.8	1.8	69	1885	7500	8140
YLKK560-14	355	423	52.7	92.6	0.70	6.0	0.8	1.8	124	2047	8500	9240
	400	423	57.7	92.7	0.72	6.0	0.8	1.8	135	2311	9000	9740
	450	424	64.8	92.8	0.72	6.0	0.8	1.8	146	2593	9500	10240
YLKK630-14	500	414	71.9	93.0	0.72	6.0	0.8	1.8	160	3032	10100	10740
	560	414	78.1	93.3	0.74	6.0	0.8	1.8	172	3403	10500	11140
	630	414	87.7	93.4	0.74	6.0	0.8	1.8	184	3838	11000	11640
	710	414	98.7	93.5	0.74	6.0	0.8	1.8	197	4336	11500	12140
YLKK500-16	220	362	33.8	92.1	0.68	5.5	0.7	1.8	30	1577	6700	7340
	250	362	38.3	92.3	0.68	5.5	0.7	1.8	33	1794	6900	7540
	280	362	41.7	92.4	0.70	5.5	0.7	1.8	36	2010	7100	7740
YLKK560-16	315	367	46.7	92.7	0.70	5.5	0.7	1.8	156	2083	8600	9240
	355	367	52.5	92.9	0.70	5.5	0.7	1.8	168	2356	9000	9640
	400	367	59.1	93.0	0.70	5.5	0.7	1.8	176	2668	9600	10240
YLKK630-16	450	364	64.5	93.3	0.72	6.0	0.7	1.8	162	3090	10200	10840
	500	364	71.5	93.4	0.72	6.0	0.7	1.8	176	3437	10500	11140
	560	364	80.0	93.5	0.72	6.0	0.7	1.8	180	3867	11000	11640
	630	364	90.0	93.6	0.72	6.0	0.7	1.8	194	4359	11800	12440

YL 系列中型高压立式三相异步电动机(机座号 355~630)

YL 系列中型高压立式三相异步电动机(机座号 355~630)

YL Series Medium Sized High Voltage Vertical Type Three-phase Induction Motors (H355~630)

YL Series Medium Sized High Voltage Vertical Type Three-phase Induction Motors (H355~630)

YLS、YLST (IP23)、YLKS、YLKST (IP44、IP54、IP55、IP56) 系列技术数据(10kV) 保证值

YLS、YLST (IP23), YLKS、YLKST (IP44, IP54, IP55, IP56) series technical data (10kV) guarantee value

型号	额定 功率 (kW)	额定 转速 (r/min)	定子 电流 (A)	额定 效率 (%)	功率 因数 $\cos \varphi$	堵转电流 I_{st}/I_n	堵转转矩 T_{st}/T_n	最大转矩 T_m/T_n	转动惯量 GD ² /4 (kg·m ²)		参考重量 (kg)				YKS 电机 冷却水量 (t/h)
									电机 J _m	负载 J _L	YLS	YLKS	YLST	YLKST	
YLS400-4	185	1488	13.6	92.1	0.85	7.0	0.7	1.8	10	70	3200	4260	3500	4560	4.3
	200	1488	14.7	92.3	0.85	7.0	0.7	1.8	10	76	3200	4260	3500	4560	4.8
	220	1488	16.2	92.5	0.85	7.0	0.7	1.8	10	85	3250	4310	3550	4610	5.1
	250	1488	18.3	92.7	0.85	7.0	0.7	1.8	10	98	3300	4360	3600	4660	5.6
	280	1488	20.5	92.9	0.85	7.0	0.7	1.8	10	111	3340	4400	3640	4700	6.1
	315	1488	23.0	93.1	0.85	7.0	0.7	1.8	10	126	3380	4440	3680	4740	6.7
	355	1488	25.5	93.3	0.86	7.0	0.7	1.8	10	144	3400	4460	3700	4760	7.3
YLS450-4	400	1488	28.7	93.5	0.86	7.0	0.7	1.8	11	162	3780	4840	4080	5140	7.9
	450	1488	32.2	93.9	0.86	7.0	0.7	1.8	12	183	3800	4860	4100	5160	8.4
	500	1488	35.7	94.0	0.86	7.0	0.7	1.8	14	202	3880	4940	4180	5240	9.1
	560	1488	39.9	94.2	0.86	7.0	0.7	1.8	15	227	3930	4990	4230	5290	9.9
	630	1488	44.8	94.4	0.86	7.0	0.7	1.8	17	255	4000	5060	4300	5360	10.7
	710	1488	49.6	95.0	0.87	7.0	0.7	1.8	19	288	4100	5160	4400	5460	10.7
	800	1488	55.8	95.1	0.87	7.0	0.7	1.8	20	326	4980	6040	5280	6340	11.8
YLS500-4	900	1488	62.0	95.2	0.88	7.0	0.7	1.8	22	367	5240	6300	5540	6600	13.0
	1000	1488	68.8	95.3	0.88	7.0	0.7	1.8	24	408	5490	6550	5790	6850	14.1
	1120	1488	77.0	95.4	0.88	7.0	0.7	1.8	25	459	5600	6660	5900	6960	15.4
	1250	1490	84.9	95.5	0.89	7.0	0.7	1.8	30	509	6850	7910	7150	8210	16.8
YLS560-4	1400	1490	94.9	95.7	0.89	7.0	0.7	1.8	59	545	7100	8160	7400	8460	18.0
	1600	1490	108.3	95.8	0.89	7.0	0.7	1.8	66	624	7400	8460	7700	8760	20.0
	1800	1487	121.8	95.9	0.89	7.0	0.7	1.8	88	691	7700	8760	8000	9060	22.0
	2000	1487	135.2	96.0	0.89	7.0	0.7	1.8	96	770	9100	10160	9400	10460	23.8
YLS630-4	2240	1487	151.2	96.1	0.89	7.0	0.6	1.8	105	726	9900	10960	10200	11260	26.0
	2500	1492	166.7	96.2	0.90	7.0	0.6	1.8	116	806	10400	11460	10700	11760	28.2
	2800	1492	186.5	96.3	0.90	7.0	0.6	1.8	127	905	11000	12060	11300	12360	30.7
	3150	1492	206.5	96.4	0.90	7.0	0.6	1.8	138	1005	11600	12660	11900	12960	33.2
YLS400-6	220	993	16.8	92.2	0.82	6.0	0.7	1.8	15	199	3400	4460	3700	4760	5.3
	250	993	19.1	92.4	0.82	6.0	0.7	1.8	15	228	3450	4510	3750	4810	5.9
YLS450-6	280	990	21.3	92.6	0.82	6.0	0.7	1.8	16	258	3750	4810	4050	5110	6.4
	315	990	23.9	92.8	0.82	6.0	0.7	1.8	16	292	3800	4860	4100	5160	7.0
	355	990	26.5	93.1	0.83	6.0	0.7	1.8	17	330	3900	4960	4200	5260	7.5
	400	990	29.8	93.3	0.83	6.0	0.7	1.8	19	372	3900	4960	4200	5260	8.2
	450	990	33.5	93.5	0.83	6.0	0.7	1.8	20	420	4100	5160	4400	5460	8.9
	500	991	37.0	93.9	0.83	6.0	0.7	1.8	26	461	4200	5260	4500	5560	9.3
	560	991	40.9	94.1	0.84	6.0	0.7	1.8	29	517	5100	6160	5400	6460	10.0
YLS500-6	630	991	45.9	94.4	0.84	6.0	0.7	1.8	31	583	5300	6360	5600	6660	10.7
	710	991	51.6	94.6	0.84	6.0	0.7	1.8	35	657	5700	6760	6000	7060	11.6
	800	991	58.1	94.7	0.84	6.0	0.7	1.8	39	741	5900	6960	6200	7260	12.8
	900	992	64.4	94.9	0.85	6.0	0.7	1.8	64	812	6100	7160	6400	7460	13.8
	1000	992	71.4	95.1	0.85	6.0	0.7	1.8	72	901	7000	8060	7300	8360	14.7
YLS560-6	1120	992	79.8	95.3	0.85	6.0	0.7	1.8	79	1011	7350	8410	7650	8710	15.8
	1250	992	88.0	95.4	0.86	6.0	0.7	1.8	85	1131	7650	8710	7950	9010	17.2
	1400	980	98.2	95.7	0.86	6.0	0.7	1.8	101	1295	7900	8960	8200	9260	18.0
	1600	980	112.1	95.8	0.86	6.0	0.6	1.8	111	1256	9190	10250	9490	10550	20.0
YLS630-6	1800	980	126.0	95.9	0.86	6.0	0.6	1.8	121	1417	9400	10460	9700	10760	22.0
	2000	992	138.3	96.0	0.87	6.0	0.6	1.8	131	1537	9800	10860	10100	11160	23.8
	2240	992	154.7	96.1	0.87	6.0	0.6	1.8	141	1727	10200	11260	10500	11560	26.0
	2500	992	171.4	96.2	0.87	6.0	0.6	1.8	151	1917	10600	11660	10900	11960	28.0
YLS450-8	220	745	17.8	92.5	0.77	6.0	0.7	1.8	26	354	4400	5460	4700	5760	5.1
	250	745	20.2	92.6	0.77	6.0	0.7	1.8	26	405	4400	5460	4700	5760	5.7
	280	745	22.6	92.7	0.77	6.0	0.7	1.8	26	457	4400	5460	4700	5760	6.3
	315	743	25.5	92.8	0.77	6.0	0.7	1.8	26	520	4400	5460	4700	5760	7.0
	355	743	28.6	93.1	0.77	6.0	0.7	1.8	26	590	4400	5460	4700	5760	7.5

YLS、YLST (IP23)、YLKS、YLKST (IP44、IP54、IP55、IP56) 系列技术数据 (10kV) 保证值

YLS、YLST (IP23), YLKS、YLKST (IP44, IP54, IP55, IP56) series technical data (10kV) guarantee value

型号	额定 功率 (kW)	额定 转速 (r/min)	定子 电流 (A)	额定 效率 (%)	功率 因数 $\cos \varphi$	堵转电流 I_{st}/I_n	堵转转矩 T_{st}/T_n	最大转矩 T_m/T_n	转动惯量 GD ² /4 (kg·m ²)		参考重量 (kg)				YKS 电机 冷却水量 (t/h)
									电机 J _m	负载 J _L	YLS	YLKS	YLST	YLKST	
YLS500-8	400	743	31.8	93.2	0.78	6.0	0.7	1.8	29	665	5200	6260	5500	6560	8.3
	450	743	35.7	93.4	0.78	6.0	0.7	1.8	31	749	5300	6360	5600	6660	9.1
	500	743	39.0	93.8	0.79	6.0	0.7	1.8	33	834	5450	6510	5750	6810	9.4
	560	743	43.6	93.9	0.79	6.0	0.7	1.8	35	936	5600	6660	5900	6960	10.4
	630	742	47.0	94.4	0.82	6.0	0.7	1.8	41	1055	5800	6860	6100	7160	10.7
YLS560-8	710	742	52.8	94.6	0.82	6.0	0.7	1.8	65	1170	6900	7960	7200	8260	11.6
	800	742	59.5	94.7	0.82	6.0	0.7	1.8	72	1319	7200	8260	7500	8560	12.8
	900	742	66.8	94.8	0.82	6.0	0.7	1.8	80	1485	7400	8460	7700	8760	14.1
	1000	740	73.2	95.0	0.83	6.0	0.7	1.8	127	1622	7800	8860	8100	9160	15.0
YLS630-8	1120	740	81.8	95.2	0.83	6.0	0.7	1.8	139	1819	9000	10060	9300	10360	16.1
	1250	740	91.2	95.3	0.83	6.0	0.7	1.8	151	2035	9340	10400	9640	10700	17.6
	1400	741	100.9	95.4	0.84	6.0	0.7	1.8	163	2278	10000	11060	10300	11360	19.3
	1600	741	115.2	95.5	0.84	6.0	0.7	1.8	175	2615	10700	11760	11000	12060	21.5
YLS450-10	220	593	18.7	92.0	0.74	6.0	0.7	1.8	33	566	4850	5910	5150	6210	5.5
	250	593	21.2	92.2	0.74	6.0	0.7	1.8	33	648	4850	5910	5150	6210	6.0
	280	593	23.6	92.4	0.74	6.0	0.7	1.8	33	729	4900	5960	5200	6260	6.6
YLS500-10	315	593	26.5	92.6	0.74	5.5	0.7	1.8	36	822	5350	6410	5650	6710	7.2
	355	593	29.4	92.8	0.75	5.5	0.7	1.8	39	928	5500	6560	5800	6860	7.9
	400	593	33.1	93.0	0.75	5.5	0.7	1.8	41	1048	5600	6660	5900	6960	8.6
	450	593	36.2	93.2	0.77	5.5	0.7	1.8	82	1143	5800	6860	6100	7160	9.4
	500	593	40.1	93.4	0.77	5.5	0.7	1.8	91	1270	6000	7060	6300	7360	10.1
YLS560-10	560	593	44.3	93.5	0.78	6.0	0.7	1.8	95	1430	7100	8160	7400	8460	11.1
	630	593	49.8	93.7	0.78	6.0	0.7	1.8	101	1614	7250	8310	7550	8610	12.1
	710	593	56.0	93.9	0.78	6.0	0.7	1.8	110	1823	7560	8620	7860	8920	13.2
	800	594	61.2	94.3	0.80	6.0	0.7	1.8	118	2053	8000	9060	8300	9360	13.8
YLS630-10	900	594	68.7	94.5	0.80	6.0	0.7	1.8	128	2314	9100	10160	9400	10460	15.0
	1000	594	76.3	94.6	0.80	6.0	0.7	1.8	141	2573	9450	10510	9750	10810	16.3
	1120	594	85.4	94.7	0.80	6.0	0.7	1.8	154	2885	10100	11160	10400	11460	17.9
	1250	593	94.0	94.8	0.81	6.0	0.7	1.8	166	3238	10900	11960	11200	12260	19.6
YLS500-12	220	494	19.2	92.0	0.72	5.5	0.7	1.8	74	789	5750	6810	6050	7110	5.5
	250	494	21.8	92.1	0.72	5.5	0.7	1.8	74	907	5750	6810	6050	7110	6.1
	280	495	24.4	92.2	0.72	5.5	0.7	1.8	74	1020	5750	6810	6050	7110	6.8
	315	495	27.0	92.3	0.73	5.5	0.7	1.8	82	1149	6100	7160	6400	7460	7.5
	355	495	30.4	92.5	0.73	5.5	0.7	1.8	89	1298	6400	7460	6700	7760	8.2
YLS560-12	400	495	34.1	92.7	0.73	6.0	0.7	1.8	101	1462	7230	8290	7530	8590	9.0
	450	495	38.3	92.9	0.73	6.0	0.7	1.8	101	1657	7380	8440	7680	8740	9.8
	500	495	42.4	93.2	0.73	6.0	0.7	1.8	101	1853	7680	8740	7980	9040	10.4
	560	495	46.7	93.5	0.74	6.0	0.7	1.8	118	2070	8100	9160	8400	9460	11.1
	630	495	52.5	93.7	0.74	6.0	0.7	1.8	128	2334	8200	9260	8500	9560	12.1
YLS630-12	710	495	59.0	93.9	0.74	6.0	0.7	1.8	141	2633	9200	10260	9500	10560	13.2
	800	495	66.2	94.3	0.74	6.0	0.7	1.8	154	2972	9500	10560	9800	10860	13.8
	900	496	73.3	94.5	0.75	6.0	0.7	1.8	166	3337	10200	11260	10500	11560	15.0
	1000	496	81.3	94.7	0.75	6.0	0.7	1.8	179	3713	11000	12060	11300	12360	16.0
YLS500-14	220	423	18.9	91.5	0.72	6.0	0.7	1.8	101	1076	6000	7060	6300	7360	5.8
	250	423	21.4	91.7	0.72	6.0	0.7	1.8	103	1235	7700	8760	8000	9060	6.5
	280	423	24.3	91.9	0.72	6.0	0.7	1.8	104	1394	7800	8860	8100	9160	7.1
	315	423	27.2	92.1	0.72	6.0	0.7	1.8	118	1568	8000	9060	8300	9360	7.7
	355	423	30.6	92.3	0.72	6.0	0.7	1.8	128	1772	8250	9310	8550	9610	8.5
YLS560-14	400	423	34.4	92.5	0.72	6.0	0.7	1.8	141	1999	8360	9420	8660	9720	9.3
	450	423	38.6	92.7	0.72	6.0	0.7	1.8	154	2254	9300	10360	9600	10660	10.1
	500	423	42.8	93.0	0.72	6.0	0.7	1.8	166	2510	9600	10660	9900	10960	10.8
	560	423	48.5	93.3	0.73	6.0	0.7	1.8	179	2818	10300	11360	10600	11660	11.5
	630	423	54.4	93.5	0.73	6.0	0.7	1.8	184	3187	11000	12060	11300	12360	12.5
YLS630-14	710	423	61.2	93.7	0.73	6.0	0.7	1.8	192	3607	11500	12560	11800	12860	13.6
	220	366	19.7	91.4	0.7	6.0	0.7	1.8	118	1455	7800	8860	8100	9160	5.9
	250	366	22.4	91.6	0.7	6.0	0.7	1.8	128	1659	8000	9060	8300	9360	6.6
	280	366	25.2	91.8	0.7	6.0	0.7	1.8	141	1860	8200	9260	8500	9560	7.1
	315	366	28.2	92.0	0.7	6.0	0.7	1.8	154	2098	8350	9410	8650	9710	7.8
YLS560-16	355	366	31.8	92.2	0.7	6.0	0.7	1.8	166	2371	8460	9520	8760	9820	8.6
	400	366	35.7	92.4	0.7	6.0	0.7	1.8	179	2680	9500	10560	9800	10860	9.4
	450	366	40.1	92.6	0.7	6.0	0.7	1.8	184	3032	9700	10760	10000	11060	10.3
	500	366	44.4	92.8	0.7	6.0	0.7	1.8	195	3379	10400	11460	10700	11760	11.1
	560	366	49.0	93.0	0.71	6.0	0.7	1.8	203	3800	11200	12260	11500	12560	12.0
YLS630-16	630	366	55.0	93.2	0.71	6.0	0.7	1.8	214	4289	11700	12760	12000	13060	13.1

YL 系列中型高压立式三相异步电动机(机座号 355~630)

YL Series Medium Sized High Voltage Vertical Type Three-phase Induction Motors (H355~630)

YL 系列中型高压立式三相异步电动机(机座号 355~630)

YL Series Medium Sized High Voltage Vertical Type Three-phase Induction Motors (H355~630)

YLKK、YLKKT (IP44、IP54、IP55、IP56) 系列技术数据 (10kV) 保证值

YLKK, YLKKT (IP44, IP54, IP55, IP56) series technical data (10kV) guarantee value

型号	额定 功率 (kW)	额定 转速 (r/min)	定子 电流 (A)	额定 效率 (%)	功率 因数 $\cos\varphi$	堵转电流 额定电流 Ist/In	堵转转矩 额定转矩 Tst/Tn	最大转矩 额定转矩 Tm/Tn	转动惯量 GD ² /4 (kg.m ²)		参考重量 (kg)	
									电机 Jm	负载 J	YLKK	YLKKT
YLKK400-4	185	1488	13.6	92.1	0.85	7.0	0.7	1.8	10	70	4000	4300
	200	1488	14.7	92.3	0.85	7.0	0.7	1.8	10	76	4060	4360
	220	1488	16.2	92.5	0.85	7.0	0.7	1.8	10	85	4120	4420
	250	1488	18.3	92.7	0.85	7.0	0.7	1.8	10	98	4250	4550
	280	1488	20.5	92.9	0.85	7.0	0.7	1.8	10	111	4300	4600
YLKK450-4	315	1488	23.0	93.1	0.85	7.0	0.7	1.8	10	126	4360	4660
	355	1488	25.5	93.3	0.86	7.0	0.7	1.8	11	142	4880	5180
	400	1488	28.7	93.5	0.86	7.0	0.7	1.8	12	161	4920	5220
	450	1488	32.2	93.9	0.86	7.0	0.7	1.8	14	181	4980	5280
	500	1488	35.7	94.0	0.86	7.0	0.7	1.8	15	201	5030	5330
YLKK500-4	560	1488	39.9	94.2	0.86	7.0	0.7	1.8	20	222	5120	5420
	630	1488	44.8	94.4	0.86	7.0	0.7	1.8	20	252	5260	5560
YLKK500-4	710	1488	49.6	95.0	0.87	7.0	0.7	1.8	23	284	6740	7040
	800	1488	55.8	95.1	0.87	7.0	0.7	1.8	24	322	6900	7200
	900	1488	62.0	95.2	0.88	7.0	0.7	1.8	25	364	7100	7400
	1000	1488	68.8	95.3	0.88	7.0	0.7	1.8	27	405	7400	7700
YLKK560-4	1120	1488	77.0	95.4	0.88	7.0	0.7	1.8	29	455	9250	9550
	1250	1491	84.9	95.5	0.89	7.0	0.7	1.8	59	479	9300	9600
	1400	1480	94.9	95.7	0.89	7.0	0.7	1.8	79	533	9400	9700
	1600	1480	108	95.8	0.89	7.0	0.7	1.8	88	611	9600	9900
YLKK630-4	1800	1480	122	95.9	0.89	7.0	0.7	1.8	96	691	11800	12100
	2000	1480	135	96.0	0.89	7.0	0.6	1.8	104	645	12000	12300
	2240	1480	151	96.1	0.89	7.0	0.6	1.8	112	727	12300	12600
	2500	1480	167	96.2	0.90	7.0	0.6	1.8	120	817	12600	12900
YLKK400-6	220	990	16.8	92.2	0.82	6.0	0.7	1.8	15	200	4350	4650
YLKK450-6	250	990	19.1	92.4	0.82	6.0	0.7	1.8	16	228	5020	5320
	280	990	21.3	92.6	0.82	6.0	0.7	1.8	16	257	5020	5320
	315	990	23.9	92.8	0.82	6.0	0.7	1.8	18	290	5080	5380
	355	990	26.5	93.1	0.83	6.0	0.7	1.8	19	328	5130	5430
	400	992	29.8	93.3	0.83	6.0	0.7	1.8	21	368	5140	5440
YLKK500-6	450	992	33.5	93.5	0.83	6.0	0.7	1.8	22	416	5230	5530
	500	992	37.0	93.9	0.83	6.0	0.7	1.8	29	458	5550	5850
	560	992	40.9	94.1	0.84	6.0	0.7	1.8	31	514	5750	6050
	630	992	45.9	94.4	0.84	6.0	0.7	1.8	33	580	5950	6250
YLKK560-6	710	990	51.6	94.6	0.84	6.0	0.7	1.8	35	659	6100	6400
	800	990	58.1	94.7	0.84	6.0	0.7	1.8	37	745	6250	6550
YLKK630-6	900	990	64.4	94.9	0.85	6.0	0.7	1.8	71	809	9150	9450
	1000	990	71.4	95.1	0.85	6.0	0.7	1.8	72	905	9400	9700
	1120	980	79.8	95.3	0.85	6.0	0.7	1.8	74	1043	9600	9900
	1250	980	88.0	95.4	0.86	6.0	0.7	1.8	77	1169	9850	10150
YLKK630-6	1400	980	98.2	95.7	0.86	6.0	0.6	1.8	111	1085	9980	10280
	1600	980	112.1	95.8	0.86	6.0	0.6	1.8	121	1246	12000	12300
	1800	980	126.0	95.9	0.86	6.0	0.6	1.8	131	1407	12300	12600
	2000	980	138.3	96.0	0.87	6.0	0.6	1.8	141	1568	12700	13000

YLKK、YLKKT (IP44、IP54、IP55、IP56) 系列技术数据 (10kV) 保证值

YLKK, YLKKT (IP44, IP54, IP55, IP56) series technical data (10kV) guarantee value

型号	额定 功率 (kW)	额定 转速 (r/min)	定子 电流 (A)	额定 效率 (%)	功率 因数 $\cos\varphi$	堵转电流 额定电流 Ist/In	堵转转矩 额定转矩 Tst/Tn	最大转矩 额定转矩 Tm/Tn	转动惯量 GD ² /4 (kg.m ²)		参考重量 (kg)	
									电机 Jm	负载 J	YLKK	YLKKT
YLKK450-8	220	743	17.8	92.5	0.77	6.0	0.7	1.8	27	355	5200	5500
	250	743	20.2	92.6	0.77	6.0	0.7	1.8	27	407	5250	5550
	280	743	22.6	92.7	0.77	6.0	0.7	1.8	27	459	5360	5660
	315	743	25.5	92.8	0.77	6.0	0.7	1.8	27	520	5480	5780
YLKK500-8	355	743	28.6	93.1	0.77	6.0	0.7	1.8	29	587	6550	6850
	400	743	31.8	93.2	0.78	6.0	0.7	1.8	31	663	6650	6950
	450	743	35.7	93.4	0.78	6.0	0.7	1.8	33	747	6950	7250
	500	743	39.0	93.8	0.79	6.0	0.7	1.8	35	832	7030	7330
	560	743	43.6	93.9	0.79	6.0	0.7	1.8	38	933	7100	7400
YLKK560-8	630	743	47.0	94.4	0.82	6.0	0.7	1.8	65	1027	8800	9100
	710	743	52.8	94.6	0.82	6.0	0.7	1.8	73	1158	9100	9400
	800	740	59.5	94.7	0.82	6.0	0.7	1.8	81	1318	9300	9600
	900	740	66.8	94.8	0.82	6.0	0.7	1.8	92	1482	9500	9800
YLKK630-8	1000	740	73.2	95.0	0.83	6.0	0.7	1.8	139	1610	11200	11500
	1120	740	81.8	95.2	0.83	6.0	0.7	1.8	142	1816	11600	11900
	1250	740	91.2	95.3	0.83	6.0	0.7	1.8	152	2034	11900	12200
	1400	740	100.9	95.4	0.84	6.0	0.7	1.8	161	2287	12500	12800
YLKK450-10	220	593	18.7	92.0	0.74	6.0	0.7	1.8	33	566	5400	5700
	250	593	21.2	92.2	0.74	6.0	0.7	1.8	33	648	5500	5800
YLKK500-10	280	593	23.6	92.4	0.74	5.5	0.7	1.8	36	726	6850	7150
	315	593	26.5	92.6	0.74	5.5	0.7	1.8	39	819	7050	7350
	355	595	29.4	92.8	0.75	5.5	0.7	1.8	42	918	7200	7500
	400	595	33.1	93.0	0.75	5.5	0.7	1.8	45	1037	7400	7700
YLKK560-10	450	595	36.2	93.2	0.77	5.5	0.7	1.8	51	1166	7560	7860
	500	595	40.1	93.4	0.77	6.0	0.7	1.8	108	1244	8690	8990
	560	595	44.3	93.5	0.78	6.0	0.7	1.8	120	1395	8900	9200
	630	595	49.8	93.7	0.78	6.0	0.7	1.8	118	1586	9120	9420
YLKK630-10	710	595	56.0	93.9	0.78	6.0	0.7	1.8	118	1802	9330	9630
	800	595	61.2	94.3	0.80	6.0	0.7	1.8	129	2035	11150	11450
	900	595	68.7	94.5	0.80	6.0	0.7	1.8	141	2293	11500	11800
	1000	595	76.3	94.6	0.80	6.0	0.7	1.8	151	2554	11950	12250
YLKK500-12	1120	595	85.4	94.7	0.80	6.0	0.7	1.8	161	2868	12400	12700
	220	495	19.2	92.0	0.72	5.5	0.7	1.8	82	778	5700	6000
	250	495	21.8	92.1	0.72	5.5	0.7	1.8	82	895	5850	6150
	280	495	24.4	92.2	0.72	5.5	0.7	1.8	82	1012	6000	6300
YLKK560-12	315	495	27.0	92.3	0.73	5.5	0.7	1.8	91	1140	6150	6450
	355	495	30.4	92.5	0.73	6.0	0.7	1.8	101	1286	8850	9150
	400	495	34.1	92.7	0.73	6.0	0.7	1.8	101	1462	9100	9400
	450	495	38.3	92.9	0.73	6.0	0.7	1.8	108	1650	9260	9560
	500	495	42.4	93.2	0.73	6.0	0.7	1.8	110	1844	9480	9780
YLKK630-12	560	495	46.7	93.5	0.74	6.0	0.7	1.8	114	2074	9600	9900

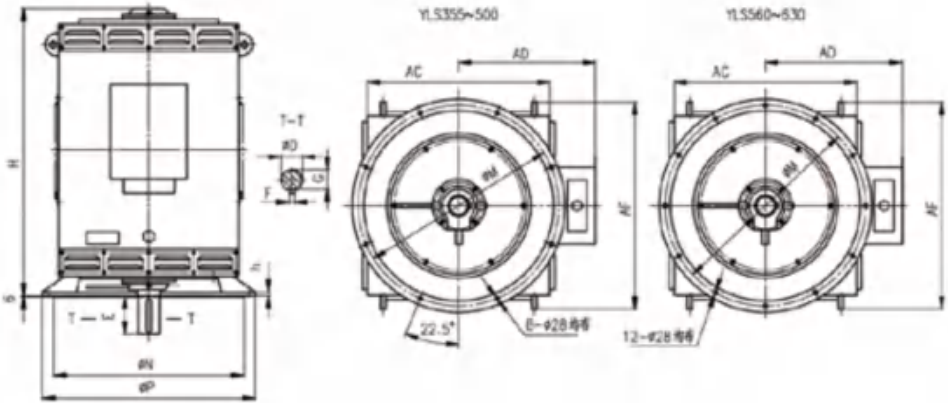
YL 系列中型高压立式三相异步电动机(机座号 355~630)
YL Series Medium Sized High Voltage Vertical Type Three-phase Induction Motors (H355~630)

YL 系列中型高压立式三相异步电动机(机座号 355~630)
YL Series Medium Sized High Voltage Vertical Type Three-phase Induction Motors (H355~630)

YLKK YLKKT (IP44 IP54 IP55 IP56) 系列技术数据 (10kV) 保证值
YLKK, YLKKT (IP44, IP54, IP55, IP56) series technical data (10kV) guarantee value

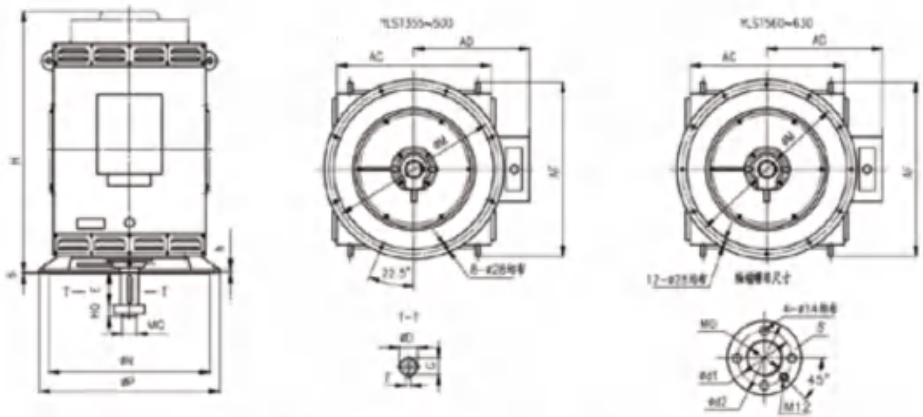
型号	额定功率 (kW)	额定转速 (r/min)	定子 电流 (A)	额定 效率 (%)	功率 因数 $\cos\varphi$	堵转电流 Ist/In	堵转转矩 Tst/Tn	最大转矩 Tm/Tn	转动惯量 GD ² /4 (kg·m ²)		参考重量 (kg)	
									电机 Jm	负载 J	YLKK	YLKKT
YLKK630-12	630	495	52.6	93.7	0.74	6.0	0.7	1.8	141	2321	11530	11830
	710	495	59.0	93.9	0.74	6.0	0.7	1.8	151	2623	11930	12230
	800	495	66.0	94.3	0.74	6.0	0.7	1.8	161	2965	12500	12800
	900	495	73.3	94.5	0.75	6.0	0.7	1.8	171	3346	12900	13200
YLKK560-14	220	425	19.3	91.5	0.72	6.0	0.7	1.8	101	1065	8900	9200
	250	425	21.9	91.7	0.72	6.0	0.7	1.8	103	1222	8930	9230
	280	425	24.4	91.9	0.72	6.0	0.7	1.8	112	1372	8950	9250
	315	425	27.4	92.1	0.72	6.0	0.7	1.8	115	1555	9100	9400
YLKK630-14	355	425	30.8	92.3	0.72	6.0	0.7	1.8	120	1762	9160	9460
	400	425	34.7	92.5	0.72	6.0	0.7	1.8	141	1979	11600	11900
	450	425	38.9	92.7	0.72	6.0	0.7	1.8	151	2234	12000	12300
	500	425	43.1	93.0	0.72	6.0	0.7	1.8	161	2489	12580	12880
YLKK560-16	560	425	47.5	93.3	0.73	6.0	0.7	1.8	171	2798	12800	13100
	630	425	53.3	93.5	0.73	6.0	0.7	1.8	181	3159	13100	13400
YLKK630-16	220	370	19.9	91.4	0.7	6.0	0.7	1.8	101	1438	9000	9300
	250	370	22.5	91.6	0.7	6.0	0.7	1.8	118	1631	9100	9400
	280	370	25.2	91.8	0.7	6.0	0.7	1.8	122	1836	9180	9480
	315	370	28.2	92.0	0.7	6.0	0.7	1.8	129	2074	9260	9560
YLKK630-16	355	370	31.8	92.2	0.7	6.0	0.7	1.8	141	2342	11800	12100
	400	370	35.7	92.4	0.7	6.0	0.7	1.8	151	2647	12150	12450
	450	370	40.1	92.6	0.7	6.0	0.7	1.8	162	2985	12600	12900
	500	370	44.4	92.8	0.7	6.0	0.7	1.8	173	3324	13000	13300
YLKK630-16	560	370	49.0	93.0	0.71	6.0	0.7	1.8	182	3735	13400	13700

YLS355~630 6kV IP23 电动机安装及外形尺寸图
Dimension and installation size of YLS355~630 6kV IP23



机座号 Frame No.	极数 Poles	N	P	M	D	E	F	G	AC	AD	AF	H	h
355	4~6	880±0.028	1000	940	100	210	28	90	890	750	1080	1860	25
400	4~10	1000±0.028	1150	1080	110	210	28	100	1010	800	1230	1940	
450	4	1120±0.033	1250	1180	120	210	32	109	1110	850	1310	2200	
500	6~12	1250±0.033	1400	1320	130	250	36	119	1190	900	1400	2300	
560	4	1400±0.039	1600	1500	150	250	36	138	1390	1050	1670	2400	30
630	6~16	1600±0.039	1800	1700	160	300	40	147	1490	1100	1770	2600	
	4				170	300	45	157					

YLS355~630 6kV IP23 电动机安装及外形尺寸图
Dimension and installation size of YLS355~630 6kV IP23



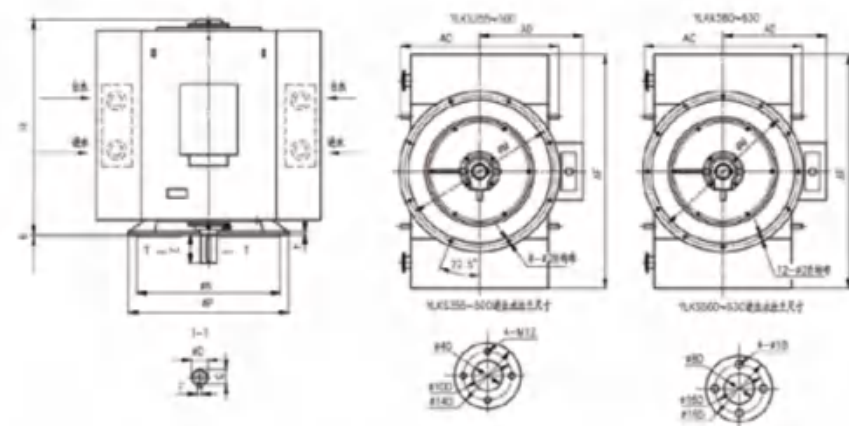
机座号 Frame No.	极数 Poles	N	P	M	D	E	F	G	AC	AD	AF	H	h	δ	HQ	MQ	d1	d2
355	4~6	880±0.028	1000	940	100	210	28	90	890	750	1080	2200	25	30	40	M90×3	120	150
400	4~10	1000±0.028	1150	1080	110	210	28	100	1010	800	1230	2300				M100×3	130	160
450	4	1120±0.033	1250	1180	120	210	32	109	1110	850	1310	2400				M110×3	140	170
500	6~12	1250±0.033	1400	1320	130	250	36	119	1190	900	1400	2500				M120×3	150	180
560	4	1400±0.039	1600	1500	150	250	36	138	1390	1050	1670	3000	30	50	60	M130×3	160	190
630	6~16	1600±0.039	1800	1700	160	300	40	147	1490	1100	1770	3200				M140×3	170	200
	4				170	300	45	157								M150×3	180	210
					180			165								M160×3	190	220
																M170×3	200	230

YL 系列中型高压立式三相异步电动机(机座号 355~630)

YL Series Medium Sized High Voltage Vertical Type Three-phase Induction Motors (H355~630)

YLS355~630 6kV (IP44、IP54、IP55、IP56) 电动机安装及外形尺寸图

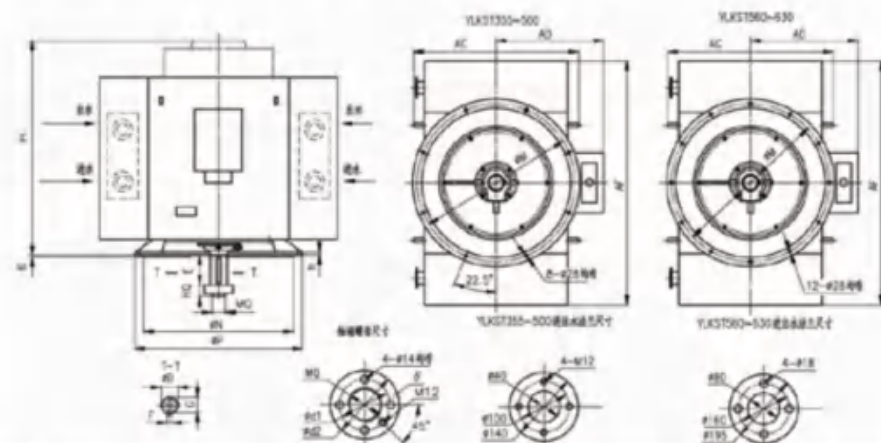
Dimension and installation size of YLS355~630 6kV (IP44, IP54, IP55, IP56)



机座号 Frame No.	极数 Poles	N	P	M	D	E	F	G	AC	AD	AF	H	h
355	4~6	880±0.028	1000	940	100	210	28	90	1080	750	1620	1860	25
400	4~10	1000±0.028	1150	1080	110	210	28	100	1230	800	1820	1940	
450	4~12	1120±0.033	1250	1180	120	210	32	109	1310	850	2020	2200	
500	4~16	1250±0.033	1400	1320	130	250	32	119	1400	900	2230	2300	
560	4~16	1400±0.039	1600	1500	150	250	36	138	1670	1050	2570	2400	30
630	4~16	1600±0.039	1800	1700	170	300	40	157	1770	1100	2730	2600	

YLS355~630 6kV (IP44、IP54、IP55、IP56) 电动机安装及外形尺寸图

Dimension and installation size of YLS355~630 6kV (IP44, IP54, IP55, IP56)



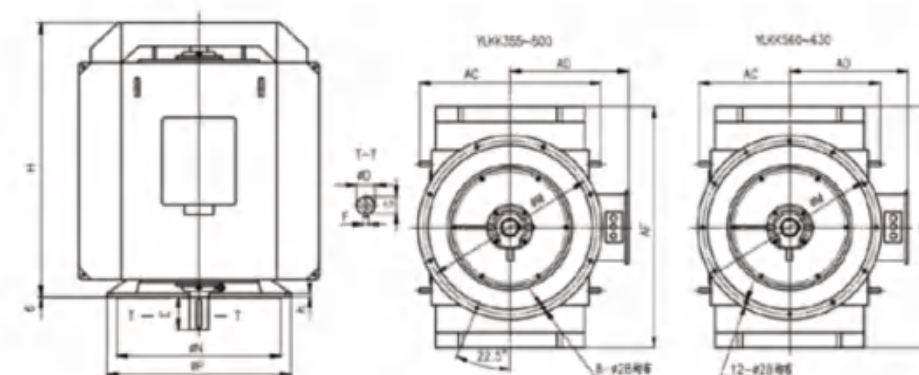
机座号 Frame No.	极数 Poles	N	P	M	D	E	F	G	AC	AD	AF	H	h	δ	HQ	MQ	d1	d2
355	4~6	880±0.028	1000	940	100	210	28	90	1080	750	1620	2200	25	30	40	M90×3	120	150
400	4~10	1000±0.028	1150	1080	110	210	28	100	1230	800	1820	2300				M100×3	130	160
450	4~12	1120±0.033	1250	1180	120	210	32	109	1310	850	2020	2400				M110×3	140	170
500	4~16	1250±0.033	1400	1320	130	250	32	119	1400	900	2230	2500				M120×3	150	180
560	4~16	1400±0.039	1600	1500	150	250	36	138	1670	1050	2570	3000	30	50	60	M120×3	150	180
630	4~16	1600±0.039	1800	1700	170	300	40	157	1770	1100	2730	3200				M130×3	160	190
																M140×3	170	200
																M150×3	180	210

YL 系列中型高压立式三相异步电动机(机座号 355~630)

YL Series Medium Sized High Voltage Vertical Type Three-phase Induction Motors (H355~630)

YLK355~630 6kV (IP44、IP54、IP55、IP56) 电动机安装及外形尺寸图

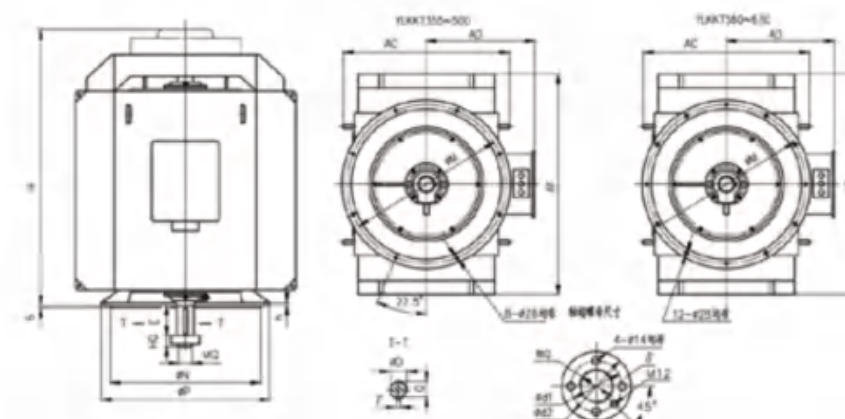
Dimension and installation size of YLK355~630 6kV (IP44, IP54, IP55, IP56)



机座号 Frame No.	极数 Poles	N	P	M	D	E	F	G	AC	AD	AF	H	h
355	4~6	880±0.028	1000	940	100	210	28	90	1080	750	1550	2200	25
400	4~10	1000±0.028	1150	1080	110	210	28	100	1230	800	1700	2300	
450	4~12	1120±0.033	1250	1180	120	210	32	109	1310	850	1850	2500	
500	4~16	1250±0.033	1400	1320	130	250	32	119	1400	900	2000	2600	
560	4~16	1400±0.039	1600	1500	150	250	36	138	1670	1050	2200	2800	30
630	4~16	1600±0.039	1800	1700	170	300	40	157	1770	1100	2400	3000	

YLK355~630 6kV (IP44、IP54、IP55、IP56) 电动机安装及外形尺寸图

Dimension and installation size of YLK355~630 6kV (IP44, IP54, IP55, IP56)



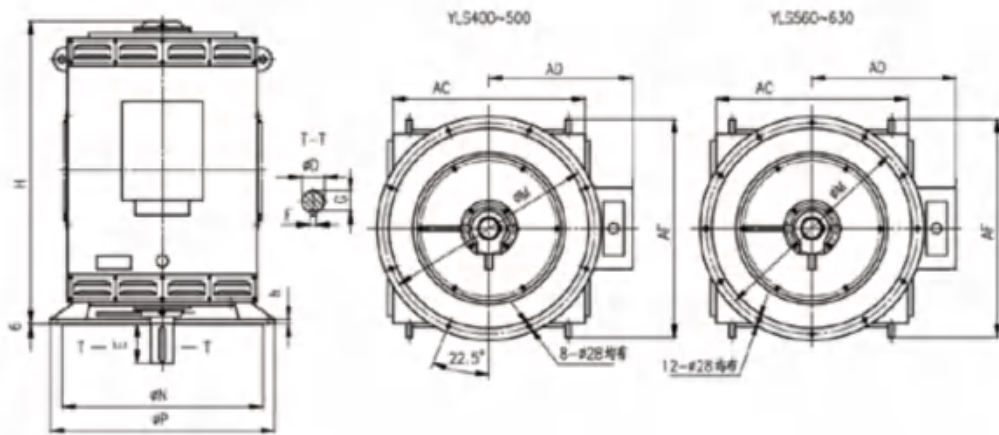
机座号 Frame No.	极数 Poles	N	P	M	D	E	F	G	AC	AD	AF	H	h	δ	HQ	MQ	d1	d2
355	4~6	880±0.028	1000	940	100	210	28	90	1080	750	1550	2540	25	30	40	M90×3	120	150
400	4~10	1000±0.028	1150	1080	110	210	28	100	1230	800	1700	2660				M100×3	130	160
450	4~12	1120±0.033	1250	1180	120	210	32	109	1310	850	1850	2700				M110×3	140	170
500	4~16	1250±0.033	1400	1320	130	250	32	119	1400	900	2000	2800				M120×3	150	180
560	4~16	1400±0.039	1600	1500	150	250	36	138	1670	1050	2200	3400	30	50	60	M120×3	150	180
630	4~16	1600±0.039	1800	1700	170	300	40	157	1770	1100	2400	3600				M130×3	160	190
																M140×3	170	200
																M150×3	180	210

YL 系列中型高压立式三相异步电动机(机座号 355~630)

YL Series Medium Sized High Voltage Vertical Type Three-phase Induction Motors (H355~630)

YLS400~630 10kV IP23 电动机安装及外形尺寸图

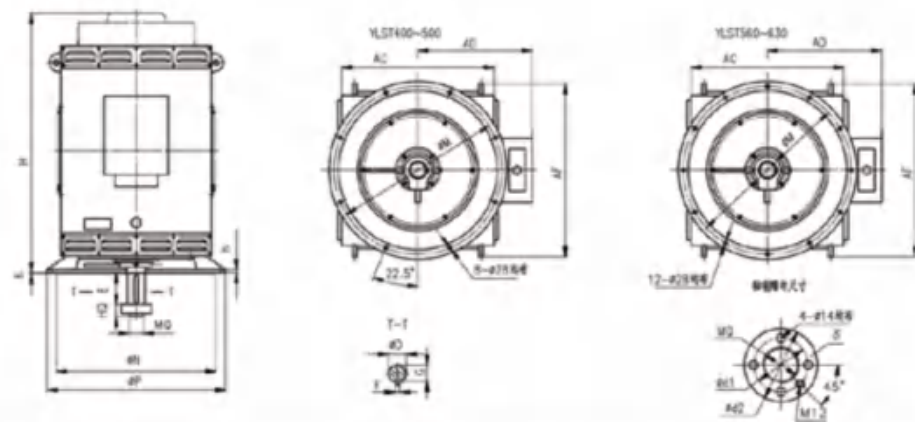
Dimension and installation size of YLS400~630 10kV IP23



机座号 Frame No.	极数 Poles	N	P	M	D	E	F	G	AC	AD	AF	H	h
400	4-6	1000±0.028	1150	1080	100	210	28	90	1010	800	1230	1940	25
450	4-6	1120±0.033	1250	1180	110	210	28	100	1110	850	1310	2200	
500	4 6~14	1250±0.033	1400	1320	120 130	210 250	32 32	109 119	1190	900	1400	2300	
560	4 6~16	1400±0.039	1600	1500	150 160	250 300	36 40	138 147	1390	1050	1670	2400	30
630	4 6~16	1600±0.039	1800	1700	170 180	300 300	40 45	157 165	1490	1100	1770	2600	

YLST400~630 10kV IP23 电动机安装及外形尺寸图

Dimension and installation size of YLST400~630 10kV IP23



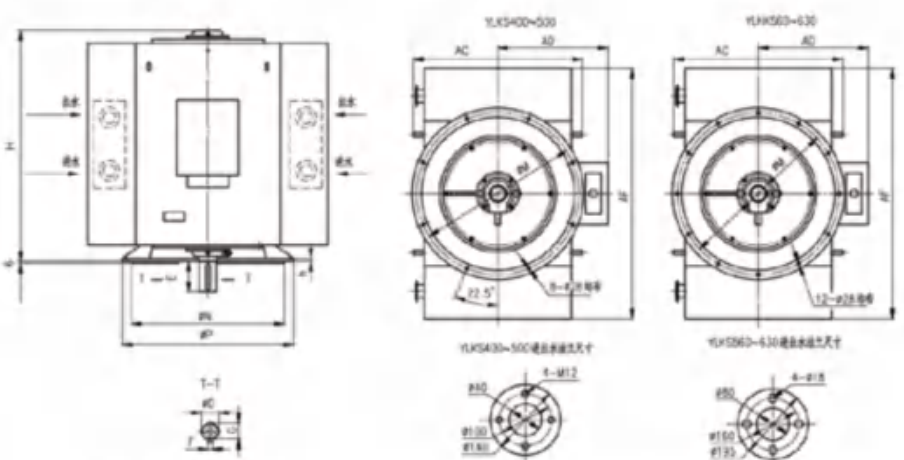
机座号 Frame No.	极数 Poles	N	P	M	D	E	F	G	AC	AD	AF	H	h	δ	HQ	MQ	d1	d2
400	4-6	1000±0.028	1150	1080	100	210	28	90	1010	800	1230	2300	25	30	40	M90×3	120	150
450	4-10	1120±0.033	1250	1180	110	210	28	100	1110	850	1310	2400				M100×3	130	160
500	4 6~14	1250±0.033	1400	1320	120 130	210 250	32 32	109 119	1190	900	1400	2500				M110×3	140	170
560	4 6~16	1400±0.039	1600	1500	150 160	250 300	36 40	138 147	1390	1050	1670	3000	30	50	60	M120×3	150	180
630	4 6~16	1600±0.039	1800	1700	170 180	300 300	40 45	157 165	1490	1100	1770	3200				M140×3	170	200
																M150×3	180	210
																M160×3	190	220
																M170×3	200	230

YL 系列中型高压立式三相异步电动机(机座号 355~630)

YL Series Medium Sized High Voltage Vertical Type Three-phase Induction Motors (H355~630)

YLS400~630 10kV IP44、IP54、IP55、IP56 电动机安装及外形尺寸图

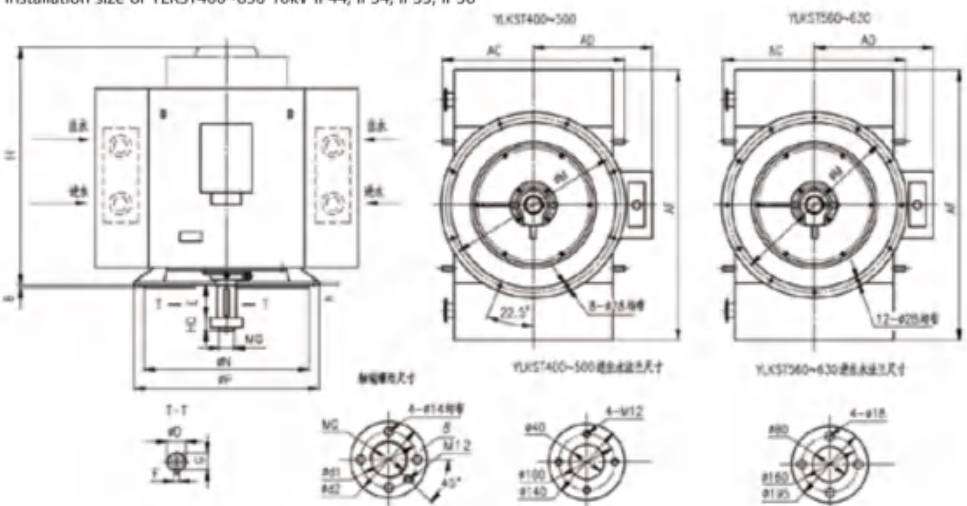
Dimension and installation size of YLS400~630 10kV IP44, IP54, IP55, IP56



机座号 Frame No.	极数 Poles	N	P	M	D	E	F	G	AC	AD	AF	H	h
400	4-6	1000±0.028	1150	1080	100	210	28	90	1230	800	1820	1940	25
450	4-10	1120±0.033	1250	1180	110	210	28	100	1310	850	2020	2200	
500	4 6~14	1250±0.033	1400	1320	120 130	210 250	32 32	109 119	1400	900	2230	2300	
560	4 6~16	1400±0.039	1600	1500	150 160	250 300	36 40	138 147	1670	1050	2570	2400	30
630	4 6~16	1600±0.039	1800	1700	170 180	300 300	40 45	157 165	1770	1100	2730	2600	

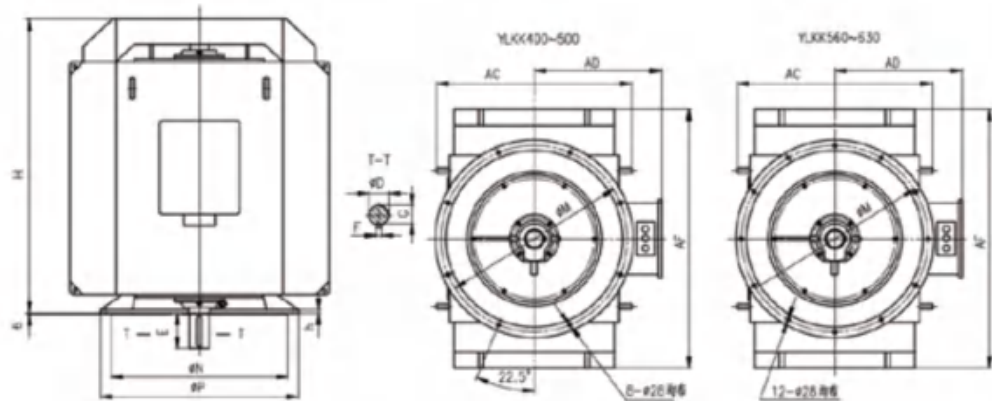
YLKST400~630 10kV IP44、IP54、IP55、IP56 电动机安装及外形尺寸图

Dimension and installation size of YLKST400~630 10kV IP44, IP54, IP55, IP56



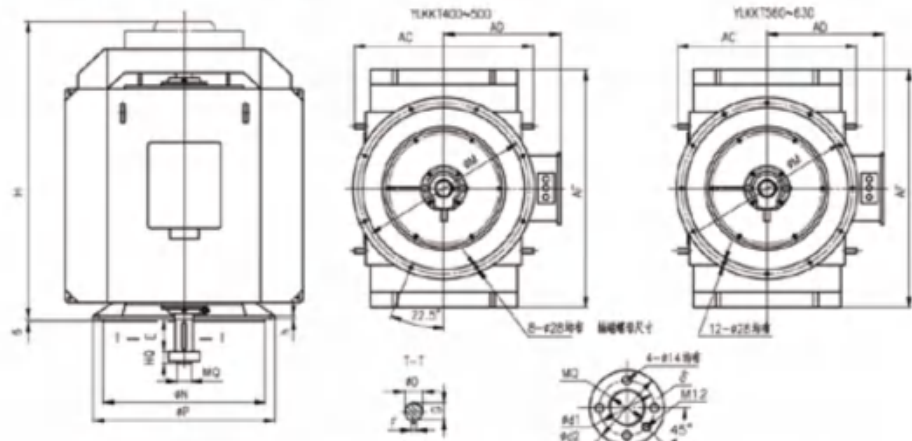
机座号 Frame No.	极数 Poles	N	P	M	D	E	F	G	AC	AD	AF	H	h	δ	HQ	MQ	d1	d2
400	4-6	1000±0.028	1150	1080	100	210	28	90	1230	800	1820	2300	25	30	40	M90×3	120	150
450	4-10	1120±0.033	1250	1180	110	210	28	100	1310	850	2020	2400				M100×3	130	160
500	4 6~14	1250±0.033	1400	1320	120 130	210 250	32 32	109 119	1400	900	2230	2500				M110×3	140	170
560	4 6~16	1400±0.039	1600	1500	150 160	250 300	36 40	138 147	1670	1050	2570	3000	30	50	60	M120×3	150	180
630	4 6~16	1600±0.039	1800	1700	170 180	300 300	40 45	157 165	1770	1100	2730	3200				M140×3	170	200
																M150×3	180	210
																M160×3	190	220
																M170×3	200	230

YLKK400~630 10kV IP44、IP54、IP55、IP56 电动机安装及外形尺寸图
Dimension and installation size of YLKK400~630 10kV IP44, IP54, IP55, IP56



机座号 Frame No.	极数 Poles	N	P	M	D	E	F	G	AC	AD	AF	H	h
400	4~6	1000±0.028	1150	1080	100	210	28	90	1230	800	1700	2300	25
450	4~10	1120±0.033	1250	1180	110	210	28	100	1310	850	1850	2500	
500	4~14	1250±0.033	1400	1320	120	210	32	109	1400	900	2000	2600	
560	4~16	1400±0.039	1600	1500	150	250	36	138	1670	1050	2200	2800	30
630	4~16	1600±0.039	1800	1700	170	300	40	157	1770	1100	2400	3000	

YLKKT400~630 10kV IP44、IP54、IP55、IP56 电动机安装及外形尺寸图
Dimension and installation size of YLKKT400~630 10kV IP44, IP54, IP55, IP56



机座号 Frame No.	极数 Poles	N	P	M	D	E	F	G	AC	AD	AF	H	h	δ	HQ	MQ	d1	d2
400	4~6	1000±0.028	1150	1080	100	210	28	90	1230	800	1700	2660	25	30	40	M90×3	120	150
450	4~10	1120±0.033	1250	1180	110	210	28	100	1310	850	1850	2700				M100×3	130	160
500	4~14	1250±0.033	1400	1320	120	210	32	109	1400	900	2000	2800				M110×3	140	170
560	4~16	1400±0.039	1600	1500	150	250	36	138	1670	1050	2200	3400	30	50	60	M120×3	150	180
630	4~16	1600±0.039	1800	1700	170	300	40	147	1770	1100	2400	3600				M140×3	170	200
																M150×3	180	210
																M160×3	190	220
																M170×3	200	230

Y 系列大型高压三相异步电动机
(机座号 710~1120)

Y Series Large Sized High Voltage Three-phase Induction Motors
(H710~1120)

- Y710 ~ 1120 高压三相异步电动机
- Y710 ~ 1120 High Voltage Three-phase Induction Motors
- YKS710 ~ 1120 高压三相异步电动机
- YKS710 ~ 1120 High Voltage Three-phase Induction Motors
- YQF710 ~ 1120 高压三相异步电动机
- YQF710 ~ 1120 High Voltage Three-phase Induction Motors
- YKK710 ~ 1120 高压三相异步电动机
- YKK710 ~ 1120 High Voltage Three-phase Induction Motors
- YR710 ~ 1120 高压三相异步电动机
- YR710 ~ 1120 High Voltage Three-phase Induction Motors
- YRS710 ~ 1120 高压三相异步电动机
- YRS710 ~ 1120 High Voltage Three-phase Induction Motors
- YRQF710 ~ 1120 高压三相异步电动机
- YRQF710 ~ 1120 High Voltage Three-phase Induction Motors
- YRKK710 ~ 1120 高压三相异步电动机
- YRKK710 ~ 1120 High Voltage Three-phase Induction Motors

1. 概述

Y, YKS, YQF, YKK和YR, YRKS, YRQF, YRKK系列(6kV, 10kV)大型高压三相异步电动机(机座号710~1120)是我公司消化引进国外先进电机技术, 按照国家和行业的有关标准设计和开发的最新产品。是老Y、YR系列的更新换代产品。

本系列产品用料考究, 制造精良, 具有高效节能、噪声低、振动小、运行可靠、使用安装维修方便等优点。本系列电动机的功率等级、电气性能和安装尺寸及公差均符合国家标准 GB755 《旋转电机定额和性能》国际电工委员会标准 IEC34-1 《旋转电机定额和性能》和国家标准 GB/T13957-2008 《大型三相异步电动机基本系列技术条件》等。

本系列电动机的外壳防护等级根据 GB4942.1 和 IEC34-5 《旋转电机外壳防护等级》的标准分别有 IP23、IP44、IP54、IP55 和 IP56 等五种。IP23 电动机可按用户要求制成 IP44(管道通风)或 IPW24 (气候防护型)。如果用户需要其它防护等级可另行供货。

本系列电动机的冷却方法根据 GB/T1993 和 IEC34-6 《旋转电机冷却方法》的标准分别有 IC01、IC611、和 IC81W 三种。如果用户需要其它冷却方法可另行供货。

本系列电动机的结构及安装型式为 IMB3(卧式带底脚), 符合 GB997 和 IEC34-7 《电机结构及安装型式代号》的规定。

1. General

Y,YKS,YQF,YKK and YR,YRKS,YRQF,YRKK series (6kV,10kV) large-sized high-voltage three-phase asynchronous motors (No.710-1120) are the newest products designed and developed according to the national and industrial standards by digesting and introducing the advanced motor technology from abroad. It is the updated product of the old Y and YR series.

This series products adopt the high quality materials, good manufacturing process, have the characteristics of high efficiency, energy saving, small vibration, reliable operating and convenient for mounting and maintenance.

The power grade, electric property, mounting dimensions and tolerance are coincident with national standard GB755 Rotating Electric Motor Rating and Property, International Electrical Committee standard IEC34-1 Rotating Electric Motor Rating and Property and national standards GB/T13957-2008 The Basic Technical Terms of Large Sized Three-phase Induction Motor etc.

The enclosure protections of this series of motor include 5 types, i.e. IP23, IP44, IP54, IP55 and IP56 in accordance with the standards of GB4942.1 and IEC34-5 Enclosure Protection Class of Rotating Electrical Machine. The IP23 motor may be changed to IP44 (pipeline ventilation) or IPW24 (climate protection type). If the users need other protection class, we may also provide relevant products.

There are 3 cooling methods of this series of motor, i.e., IC01, IC611 and IC81W in accordance with the standards of GB/T1993 and IEC34-6 Cooling Methods of Rotating Electrical Machine. If the users need other cooling methods, we may also provide relevant products.

The structure and Installation method of this series of motor is IMB3 (horizontal with footing), and

complies with the the specifications in GB997 and IEC 34-7 Motor Structure and Mounting Type Code.

本系列电动机按照转子类型、防护等级及冷却方法分别为以下八个系列:

This series of motor may be classified into 8 series in accordance with the rotor type, protection class and cooling method:

型 式	防护等级	冷却方法	转子类型	
			鼠笼转子	绕线转子
防淋式	IP23	IC01	Y 系列	YR 系列
气候防护式	IPW24	IC01	YQF 系列	YRQF 系列
空－水冷却封闭式	IP44、IP54、IP55	IC81W	YKS 系列	YRKS 系列
空－空冷却封闭式	IP44、IP54、IP55	IC611	YKK 系列	YRKK 系列

本样本内表中列出了以上各系列 6KV 和 10kV 级各种规格电动机的技术数据及外形安装尺寸, 并可派生 3kV、10.5kV 、 11kV 级各种规格的电动机。

This sample table lists the technical data and external installation sizes of all series of 6kV and 10kV motors in all sizes, and may derive the 3kV, 10.5kV and 11kV level motors in all sizes.

Mode	Protection class	Cooling method	Rotor type	
			Squirrel cage rotor	Wound rotor
Damp proof	IP23	IC01	Y series motor	YR series motor
Climate protection type	IPW24	IC01	YQF series motor	YRQF series motor
Air-water cooling enclosed type	IP44 , IP54 , IP55	IC81W	YKS series motor	YRKS series motor
Air-air cooling enclosed type	IP44 , IP54 , IP55	IC611	YKK series motor	YRKK series motor

2. 使用范围

本系列电动机可用于驱动各种通用机械如压缩机、通风机、水泵、切削机床、运输机械及其它机械设备，在矿山、机械、石化行业、发电厂等各种工矿企业中作原动机使用，用以驱动大转动惯量的鼓风机、磨煤机、轧钢机、卷扬机、破碎机、皮带机等机械的电动机应在订货时提供有关技术资料，签订技术协议，作为电机特殊设计的依据，以确保电机可靠运行。

电动机正常工作基本条件:

- (1) 海拔不超过 1000m;
- (2) 最高环境空气温度不超过 40℃; 最低环境空气温度为 5℃;
- (3) 对 YKS、YRKS 系列电动机，冷却入口处冷却水的温度不超过 33℃，最低温度为 5℃;
- (4) 最湿月的月平均最高相对湿度为 90%同时该月平均最低温度不高于 25℃;
- (5) 电源频率为 50Hz±1%;
- (6) 工作电压变化范围不大于额定电压±5%;
- (7) 电动机定额为连续工作制 S1。

2. Application Ranges

This series of motor may be used for driving all kinds of general machines such as the compressor, ventilation fan, water pump, stock-removing machine, transportation machines and other mechanical equipment, and are applied as the prime mover in all industrial and mining enterprises such as the mine, machinery, petrochemical industry and power plant, etc. If the users place an order for the motors that are used for driving the machines with huge rotary inertia such as the blower, coal grinder, rolling machine, crusher, belt machine, etc, they shall provide us with relevant technical data, sign the technical agreement with us as the basis for specific design of motor to ensure the reliable operation of motor.

Normal operation conditions for motor:

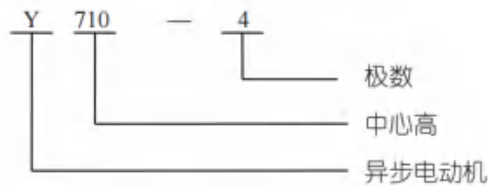
- (1) Sea level is not over 1000m;
- (2) The highest ambient temperature is not over 40℃; the lowest ambient temperature is 5℃;
- (3) For the YKS and YRKS series of motors, the highest temperature of cooled water in the cooling inlet is not exceed 33℃, and the lowest temperature is 5℃;
- (4) In moist month, the monthly overage highest relative humidity is 90%, at the same time, the monthly overage lowest temperature is not over 25℃;
- (5) The frequency of power source is 50Hz±1%;
- (6) The variation of work voltage is not over rated voltage±5%;
- (7) Motor rating is continuous operation system S1.

3. 型号说明

电动机型号按 GB4831 的规定由产品代号、规格代号二部分依次排列组成。产品代号由电机系列代号表示，含义如下：

- Y—— 鼠笼转子三相异步电动机；
- YKS—— 带空-水冷却器封闭式鼠笼转子三相异步电动机；
- YQF—— 气候防护式鼠笼转子三相异步电动机。

规格代号由中心高、极数组成。示例如下：

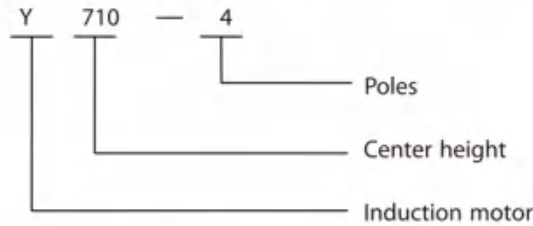


3. Type Description

The motor type is composed of the product code and size code in accordance with the regulations of GB4831. The product code is represented by the motor series code which meaning is show as belows:

- Y——Squirrel cage rotor induction motor;
- YKS——The closed type squirrel cage three-phase induction motor with air-water cooler
- YQF—— Squirrel cage rotor induction motor with climate protection type

The size code is composed of the center height and pole quantity. The example is shown as follows:



4. 结构说明

Y 为基本系列, 防护等级为 IP23, 冷却方法为 IC01。可派生各种不同防护等级及冷却方法的电机, 如 YKS (空—水冷却)、YQF (气候防护)、YKK (空—空冷却) 等系列电机。

电动机采用国际上流行的箱式结构, 机座和端盖均由钢板焊接制成, 刚度好、重量轻。拆下防护罩 (或冷却器) 后可以观察和触及电机内部, 便于电动机的安装、维修。定子采用外压装结构。定子绕组采用 F 级绝缘材料和防晕材料, 绕组端部固定采用特殊绑扎工艺、牢固可靠, 整个定子采用真空压力浸渍 F 级无溶剂漆 (VPI) 处理。由此, 电动机具有优良可靠的绝缘性能和防潮、抗冲击能力。

Y、YKK 系列电机转子采用铜笼转子时导条与端环采用中频焊接, 且转子铜条经槽内紧固工艺处理, 因而具有较高的可靠性。

轴承采用端盖式球面滑动轴承, 具有负荷能力强, 检修方便的优点。

主出线盒为密封结构, 防护等级为 IP54。一般装于电机右侧 (从轴伸端看), 根据用户需要也能装于左侧。出线盒的进线孔可朝上、下、左、右四周转换。盒内有单独的接地端子。当电机功率为 2000kW 及以上时, 在与主出线盒相对的电动机另一侧还装有副出线盒, 用于引出定子三相绕组中性点。

4. Construction Description

Y is basic series of motors, the protection class is IP23, the cooling method is IC01. This may derive the motors with all different protection classes and cooling methods, e.g., YKS (air—water cooling), YQF (climate protection, YKK (air—air cooling) series motors.

The motor employs the internationally popular box structure, and the frame and end cover is welded with steel plate featuring the good stiffness and light weight. After removing the protective cover (or cooler), we may observe and touch the inside of motor, which is convenient for the installation and maintenance of motor. The stator employs the external pressing structure. The stator winding employs the F-level insulation material and anti-corona material. The fixing of winding terminals employs the reliable special binding process. The whole stator employs the vacuum pressure impregnation F-level solventless paint (VPI) for treatment. Thus, the motor has the excellent and reliable insulation performance and damp-proof and shock resistance.

Y and YKK series motors rotor copper conductor and end ring adopt medium frequency welding which its rotor employ squirrel cage copper rotor. The rotor copper conductor are treated by the fixing technology inside the slot, thus have higher reliability.

The end cover spherical sliding bearing is adopted. It has strong loading capability and is convenient for maintenance.

The main terminal box employs the sealed structure, and the protection class is IP54. They are generally installed on the right side of motor (view facing shaft end), and they may also be installed on the left side based on the demands of users. The inlet holes of terminal box may be switched to the upper, down, left and right directions. The box has the separate grounding terminals. When the power of motor is in 2000kW or above, there would be a subterminal box at the other side faced to the main terminal box. It is used to draw out the neutral point of three phase winding.

5. 鼠笼型异步电动机的起动(Y、YKS、YQF、YKK 系列)

鼠笼型异步电动机的转子采用了先进的计算技术来计算鼠笼转子的起动温升和应力, 以防电动机因起动负载过重而导致电机早期损坏。建议用户核查:

- (1)被驱动机械设备转动部分的转动惯量(折算到电动机转速后)应不超过技术数据表中[负载 J]项的数值;
- (2)用户的电网应保证电动机在起动过程中的电机端电压不低于额定电压的 85%;
- (3)被传动机械的阻力矩特性为水泵、风机类阻力矩特性。

在上述条件下, 电动机允许在实际冷状态下连续起动两次, 电动机在两次起动之间为自然停车;或者在电动机热状态下起动一次。超出以上限制的再次起动电动机应在停车 1 小时以后。

如果需要电动机传动的机械转动部分的转动惯量超过技术数据表中的(负载 J)数值,或要求频繁起动电动机,或有可能带重负载起动的电动机,务必请事先和我公司联系协商,以便特殊设计,确保电动机的可靠起动。

5. Starting of Squirrel Cage Type Induction Motor (Y, YKS, YKF, YKK series motor)

The squirrel cage rotor of induction motor have adopted the advanced computer technique to calculate the temperature and pressure of the squirrel rotor, thus to avoid the motor's destroy at a early period because of the motor's overloaded while starting. So we suggest users to check the items as belows:

- (1) The moment of inertia of the rotating part of the driven mechanical equipment should not over these values of (loading J) item shown in the technical table;
- (2) Customers should guarantee the voltage of electric network across the motor's terminals not lower than 85% of the rated value during starting;
- (3) The resistance moment feature of driven machines is the resistance moment feature of water pump and fan.

Under the above mentioned conditions, motor may be permitted to be started at actual cold condition for twice continuously, or at hot condition for once, the interval of two times starting is natural stoppage. The restarting of the motor over the above times should be one hour later.

If the moment of inertia of the mechanical rotating part of the driven machinery is over the value shown in (loading J) item of technical data, or there is a requirement to start motor frequently, or it is possible to start the motor under heavy loading, it is necessary to contact with our company for negotiating about specific design so as to ensure the reliable start-up of motor.

6. 订货须知

请在订货时注明以下内容:

- (1) 电机型号: Y710-4
- (2) 额定频率: 50Hz
- (3) 额定功率: 3150kW
- (4) 额定电压: 6kV
- (5) 极 数: 4 极
- (6) 防护等级: IP23
- (7) 冷却方法: IC01
- (8) 安装型式: IMB3
- (9) 旋转方向: 顺时针方向(面对电动机轴伸端看)
- (10) 出线盒位置: 电动机右侧(面对电动机轴伸端看)

6. Order Information

Please specify the following items when placing the order:

- (1) Motor type: Y710-4
- (2) Rated frequency: 50Hz
- (3) Rated power: 3150kW
- (4) Rated voltage: 6kV
- (5) Poles: 4-pole
- (6) Protection class: IP23
- (7) Cooling method: IC401
- (8) Installation method: IMB3
- (9) Rotating direction: Clockwise (view facing shaft end of electrical motor)
- (10) Position of terminal box: Right side of the motor (view facing shaft end of electrical motor)

7. 注意事项

- (1) 核查被驱动机械设备转动惯量(折算到电动机的转速后), 请查阅前述第 5 条: 鼠笼型异步电动机的启动;
- (2) 如工作条件有变化或其它特殊要求, 需另签订技术协议方可签订订货合同;
- (3) 样本内表中所列的技术性能数据均为保证值, 供设计选用和定货时参考;
- (4) 随着技术的进步和有关国内外标准的修改, 样本内技术数据及尺寸有所变动, 不另行通知, 订货后请向我公司索取正式外形图。

7. Notice

- (1) To check the moment of inertia (after being converted to motor's rotating speed) of rotating part of the driven machinery, please to consult the content of the fifth section: Squirrel cage type motor starting;
- (2) If working condition being changed or other special requirement, it is necessary to sign a technical agreement before ordering;
- (3) All technical property values shows in the sample table are guarantee values, which is a reference for design and ordering;
- (4) Due to the technology development and the revise of relative state standards, if here have any changes in the technical data, we would not prior notice. After ordering, please to ask for the formal outline drawing of our company.

Y 系列大型高压三相异步电动机 (机座号 710~1120)

Y 系列大型高压三相异步电动机 (机座号 710~1120)

Y Series Large Sized High Voltage Three-phase Induction Motors (H710~1120)

Y Series Large Sized High Voltage Three-phase Induction Motors (H710~1120)

8. 技术数据表

8. Technical Data

Y (IP23)、YKS (IP44、IP54、IP55、IP56)、YQF (IPW24) 系列技术数据 (6kV) 保证值

Y (IP23), YKS (IP44, IP54, IP55, IP56), YQF (IPW24) series technical data (6kV) guarantee value

型号	额定功率 (kW)	额定转速 (r/min)	定子电流 (A)	额定效率 (%)	功率因数 $\cos \varphi$	堵转电流 额定电流	堵转转矩 额定转矩	最大转矩 额定转矩	转动惯量 GD ² /4 (kg·m ²)		参考重量 (kg)	
									电机 J _m	负载 J	Y,YQF	YKS
Y710-4	3550	1492	408	96.3	0.87	6.5	0.5	1.8	130	961	11500	11900
	4000	1492	459	96.4	0.87	6.5	0.5	1.8	155	1074	12000	12100
	4500	1492	516	96.4	0.87	6.5	0.5	1.8	170	1213	12500	12900
	5000	1492	567	96.5	0.88	6.5	0.5	1.8	190	1346	13000	13400
Y800-4	5600	1492	635	96.5	0.88	6.5	0.5	1.8	200	1520	17500	18000
	6300	1492	713	96.6	0.88	6.5	0.5	1.8	230	1706	18200	18700
	7100	1493	803	96.7	0.88	6.5	0.5	1.8	250	1928	18900	19400
Y900-4	8000	1493	904	96.8	0.88	6.5	0.5	1.8	300	2155	21000	21900
	9000	1493	1016	96.9	0.88	6.5	0.5	1.8	380	2381	21800	22700
	10000	1493	1115	97.0	0.89	6.5	0.5	1.8	450	2618	2260	23500
Y1000-4	11200	1494	1247	97.1	0.89	6.5	0.5	1.8	580	2852	26000	26900
	12500	1494	1390	97.2	0.89	6.5	0.5	1.8	650	3180	27000	27900
	14000	1494	1556	97.3	0.89	6.5	0.5	1.8	720	3570	28000	28900
	16000	1494	1776	97.4	0.89	6.5	0.5	1.8	790	4113	29000	29900
	18000	1495	1996	97.5	0.89	6.5	0.5	1.8	860	4648	30000	30900
Y1120-4	20000	1495	2218	97.5	0.89	6.5	0.5	1.8	960	5160	32500	33000
	22400	1495	2456	97.5	0.90	6.5	0.5	1.8	1030	5824	33200	33700
	25000	1495	2742	97.5	0.90	6.5	0.5	1.8	1100	6550	33900	34400
Y710-6	2800	994	326	96.1	0.86	6.5	0.6	1.8	220	2106	12600	13200
	3150	994	366	96.2	0.86	6.5	0.6	1.8	240	2377	13000	13600
	3550	993	413	96.2	0.86	6.5	0.6	1.8	250	2705	13400	14000
	4000	993	465	96.3	0.86	6.5	0.6	1.8	265	3064	13800	14400
Y800-6	4500	993	523	96.3	0.86	6.5	0.6	1.8	335	3410	17000	17500
	5000	993	580	96.4	0.86	6.5	0.6	1.8	400	3762	17700	18200
	5600	994	643	96.4	0.87	6.5	0.6	1.8	420	4232	18400	18000
Y900-6	6300	994	722	96.5	0.87	6.5	0.6	1.8	540	4693	19400	19800
	7100	994	813	96.6	0.87	6.5	0.6	1.8	620	5278	20000	20400
	8000	994	915	96.7	0.87	6.5	0.6	1.8	640	6005	20600	21000
Y1000-6	9000	994	1028	96.8	0.87	6.5	0.6	1.8	980	6496	24100	24500
	10000	994	1141	96.9	0.87	6.5	0.6	1.8	1100	7206	24600	25000
	11200	994	1263	97.0	0.88	6.5	0.6	1.8	1240	8063	25100	25500
	12500	994	1408	97.1	0.88	6.5	0.6	1.8	1400	8983	25600	26000
Y1120-6	14000	995	1575	97.2	0.88	6.5	0.6	1.8	1690	9916	28200	29200
	16000	995	1798	97.3	0.88	6.5	0.6	1.8	1870	11394	29000	30000
	18000	995	2021	97.4	0.88	6.5	0.6	1.8	2010	12911	29800	30800
	20000	995	2243	97.5	0.88	6.5	0.6	1.8	2110	14469	30600	31600
Y710-8	2000	745	237	95.5	0.85	6.5	0.6	1.8	262	2695	11800	12400
	2240	745	265	95.6	0.85	6.5	0.6	1.8	274	3038	12000	12600
	2500	745	296	95.7	0.85	6.5	0.6	1.8	286	3411	12200	12800
	2800	745	331	95.8	0.85	6.5	0.6	1.8	298	3842	12400	13000
Y800-8	3150	745	372	95.8	0.85	6.5	0.6	1.8	520	4138	14800	15000
	3550	745	419	95.9	0.85	6.5	0.6	1.8	610	4639	15500	15700
	4000	745	466	96.0	0.86	6.5	0.6	1.8	660	5255	16200	16400

Y (IP23)、YKS (IP44、IP54、IP55、IP56)、YQF (IPW24) 系列技术数据 (6kV) 保证值

Y (IP23), YKS (IP44, IP54, IP55, IP56), YQF (IPW24) series technical data (6kV) guarantee value

型号	额定功率 (kW)	额定转速 (r/min)	定子电流 (A)	额定效率 (%)	功率因数 $\cos \varphi$	堵转电流 额定电流	堵转转矩 额定转矩	最大转矩 额定转矩	转动惯量 GD ² /4 (kg·m ²)		参考重量 (kg)	
									电机 J _m	负载 J	Y,YQF	YKS
Y900-8	4500	745	524	96.1	0.86	6.5	0.6	1.8	880	5774	18000	18400
	5000	745	582	96.2	0.86	6.5	0.6	1.8	950	6443	18500	18900
	5600	745	651	96.2	0.86	6.5	0.6	1.8	1050	7231	19000	19400
Y1000-8	6300	745	732	96.3	0.86	6.5	0.6	1.8	1480	7836	22500	23100
	7100	745	824	96.4	0.86	6.5	0.6	1.8	1690	8809	23000	23600
	8000	745	928	96.5	0.86	6.5	0.6	1.8	1870	9959	23500	24100
	9000	745	1030	96.6	0.87	6.5	0.6	1.8	2010	11298	24000	24600
	10000	745	1144	96.7	0.87	6.5	0.6	1.8	2100	12687	24500	25100
Y1120-8	11200	745	1280	96.8	0.87	6.5	0.6	1.8	2240	14321	28200	29200
	12500	745	1427	96.9	0.87	6.5	0.6	1.8	2350	16133	29000	30000
	14000	745	1596	97.0	0.87	6.5	0.6	1.8	2460	18241	29800	30800
	16000	745	1823	97.1	0.87	6.5	0.6	1.8	2570	21089	30600	31600
Y710-10	1600	595	198	95.0	0.82	6.0	0.6	1.8	490	3219	11800	12800
	1800	595	219	95.1	0.83	6.0	0.6	1.8	510	3663	12200	13200
	2000	594	244	95.2	0.83	6.0	0.6	1.8	540	4112	12600	13200
	2240	593	273	95.3	0.83	6.0	0.6	1.8	580	4648	13000	13600
Y800-10	2500	593	304	95.4	0.83	6.0	0.6	1.8	710	5125	16800	17500
	2800	593	340	95.5	0.83	6.0	0.6	1.8	730	5805	17500	18200
	3150	594	377	95.6	0.84	6.0	0.6	1.8	750	6577	18200	18900
Y900-10	3550	594	425	95.7	0.84	6.0	0.6	1.8	980	7277	20400	20900
	4000	594	478	95.8	0.84	6.0	0.6	1.8	1100	8204	21200	21700
	4500	594	538	95.8	0.84	6.0	0.6	1.8	1220	9247	22000	22500
	5000	595	597	95.9	0.84	6.0	0.6	1.8	1220	10371	22800	23300
Y1000-10	5600	595	669	95.9	0.84	6.0	0.6	1.8	1580	11402	25000	25800
	6300	595	752	96.0	0.84	6.0	0.6	1.8	1730	12875	26000	26800
	7100	595	847	96.0	0.84	6.0	0.6	1.8	1920	14539	27000	27800
	8000	596	954	96.1	0.84	6.0	0.6	1.8	2260	16223	28000	28800
Y1120-10	9000	596	1060	96.1	0.85	6.0	0.6	1.8	2510	18284	31600	32600
	10000	596	1177	96.2	0.85	6.0	0.6	1.8	2620	20484	32800	33800
	11200	596	1318	96.2	0.85	6.0	0.6	1.8	2730	23147	34000	35000
	12500	596	1469	96.3	0.85	6.0	0.6	1.8	2840	26040	35200	36200
Y710-12	1250	495	161	94.6	0.79	6.0	0.6	1.8	440	3747	10800	11400
	1400	495	180	94.7	0.79	6.0	0.6	1.8	460	4229	11200	11800
	1600	494	203	94.7	0.80	6.0	0.6	1.8	480	4901	11600	12200
	1800	494	228	94.8	0.80	6.0	0.6	1.8	500	5553	12000	12600
Y800-12	2000	494	253	94.9	0.80	6.0	0.6	1.8	580	6146	15400	15900
	2240	494	284	95.0	0.80	6.0	0.6	1.8	660	6873	16000	16500
	2500	495	312	95.2	0.81	6.0	0.6	1.8	740	7634	16500	17100
Y900-12	2800	495	349	95.3	0.81	6.0	0.6	1.8	1050	8328	1700	19500
	3150	495	392	95.4	0.81	6.0	0.6	1.8	1120	9431	19800	20300
	3550	495	442	95.5	0.81	6.0	0.6	1.8	1200	10691	29600	21100
Y1000-12	4000	495	497	95.6	0.81	6.0	0.6	1.8	1680	11718	23400	20400
	4500	495	559	95.6	0.81	6.0	0.6	1.8	1790	13283	24600	25600
	5000	495	621	95.7	0.81	6.0	0.6	1.8	1950	14797	25800	26800
	5600	495	695	95.7	0.81	6.0	0.6	1.8	2250	16507	27000	28000

Y 系列大型高压三相异步电动机 (机座号 710~1120)

Y Series Large Sized High Voltage Three-phase Induction Motors (H710~1120)

Y 系列大型高压三相异步电动机 (机座号 710~1120)

Y Series Large Sized High Voltage Three-phase Induction Motors (H710~1120)

Y (IP23), YKS (IP44, IP54, IP55, IP56), YQF (IPW24) 系列技术数据 (6kV) 保证值

Y (IP23), YKS (IP44, IP54, IP55, IP56), YQF (IPW24) series technical data (6kV) guarantee value

型号	额定功率 (kW)	额定转速 (r/min)	定子电流 (A)	额定效率 (%)	功率因数 $\cos \varphi$	堵转电流 额定电流 I_s/I_n	堵转转矩 额定转矩 T_{st}/T_n	最大转矩 额定转矩 T_m/T_n	转动惯量 $GD^2/4$ (kg·m ²)		参考重量 (kg)	
									电机 J_m	负载 J	Y,YQF	YKS
Y1120-12	6300	495	772	95.8	0.82	6.0	0.6	1.8	2610	18492	31000	32000
	7100	495	870	95.8	0.82	6.0	0.6	1.8	2730	21051	32400	33400
	8000	495	979	95.9	0.82	6.0	0.6	1.8	2870	23926	33800	34800
	9000	495	1101	95.9	0.82	6.0	0.6	1.8	2930	27215	35200	36200
	10000	495	1222	96.0	0.82	6.0	0.6	1.8	3110	30385	36600	37600
Y710-14	900	425	121	93.9	0.76	6.0	0.6	1.8	380	3709	10000	10400
	1000	425	135	94.0	0.76	6.0	0.6	1.8	430	4114	1050	10900
	1120	425	151	94.1	0.76	6.0	0.6	1.8	490	4599	1100	11400
	1250	425	168	94.2	0.76	6.0	0.6	1.8	560	5120	11500	11900
Y800-14	1400	425	186	94.3	0.77	6.0	0.6	1.8	710	5651	15000	15700
	1600	424	212	94.4	0.77	6.0	0.6	1.8	780	6524	15600	16300
	1800	424	238	94.5	0.77	6.0	0.6	1.8	830	7387	16200	16900
Y900-14	2000	424	264	94.6	0.77	6.0	0.6	1.8	1030	8100	18500	18900
	2240	424	296	94.7	0.77	6.0	0.6	1.8	1100	9126	19000	19400
	2500	424	330	94.8	0.77	6.0	0.6	1.8	1210	10203	19500	19900
	2800	424	369	94.9	0.77	6.0	0.6	1.8	1360	11422	20000	20400
Y1000-14	3150	424	409	95.0	0.78	6.0	0.6	1.8	1870	12510	22800	23800
	3550	423	461	95.1	0.78	6.0	0.6	1.8	2010	14273	24000	25000
	4000	423	518	95.2	0.78	6.0	0.6	1.8	2210	16137	25200	26200
	4500	423	583	95.3	0.78	6.0	0.6	1.8	2470	18170	26400	27400
Y1120-14	5000	423	647	95.4	0.78	6.0	0.6	1.8	3410	19524	29700	30500
	5600	423	714	95.5	0.79	6.0	0.6	1.8	3470	22216	30700	31500
	6300	423	803	95.6	0.79	6.0	0.6	1.8	3540	25356	31700	32500
	7100	423	904	95.7	0.79	6.0	0.6	1.8	3620	28946	32700	33500
Y710-16	800	371	113	93.4	0.73	6.0	0.6	1.8	400	4370	10000	10500
	900	371	127	93.5	0.73	6.0	0.6	1.8	430	4936	10400	10900
	1000	371	139	93.6	0.74	6.0	0.6	1.8	460	5503	10800	11300
	1120	371	155	93.7	0.74	6.0	0.6	1.8	500	6178	11200	11700
Y800-16	1250	371	173	93.8	0.74	6.0	0.6	1.8	600	6853	140000	14400
	1400	371	194	93.9	0.74	6.0	0.6	1.8	700	7648	14600	15000
	1600	371	218	94.0	0.75	6.0	0.6	1.8	780	8760	15200	15600
Y900-16	1800	371	245	94.1	0.75	6.0	0.6	1.8	1100	9633	17800	18500
	2000	371	272	94.2	0.75	6.0	0.6	1.8	1180	10745	18600	19300
	2240	372	305	94.3	0.75	6.0	0.6	1.8	1250	12035	19400	20100
	2500	372	340	94.4	0.75	6.0	0.6	1.8	1310	13517	20800	20900
Y1000-16	2800	372	380	94.5	0.75	6.0	0.6	1.8	1650	14956	22000	22900
	3150	372	422	94.6	0.76	6.0	0.6	1.8	1850	16831	23000	23900
	3550	372	475	94.7	0.76	6.0	0.6	1.8	2050	19004	24000	24900
	4000	372	534	94.8	0.76	6.0	0.6	1.8	2250	21472	25000	25900
Y1120-16	4500	372	600	94.9	0.76	6.0	0.6	1.8	2650	24038	27950	28500
	5000	372	666	95.0	0.76	6.0	0.6	1.8	2830	26823	28950	29950
	5600	372	746	95.1	0.76	6.0	0.6	1.8	3000	30211	29950	30500
	6300	372	838	95.2	0.76	6.0	0.6	1.8	3160	34203	30910	31500

YKK (IP44, IP54, IP55, IP56) 系列技术数据 (6kV) 保证值

YKK (IP44, IP54, IP55, IP56) series technical data (6kV) guarantee value

型号	额定功率 (kW)	额定转速 (r/min)	定子电流 (A)	额定效率 (%)	功率因数 $\cos \varphi$	堵转电流 额定电流 I_{st}/I_n	堵转转矩 额定转矩 T_{st}/T_n	最大转矩 额定转矩 T_m/T_n	转动惯量 $GD^2/4$ (kg·m ²)		参考重量 (kg)	
									电机 J_m	负载 J	IP44	IP54,IP55,IP56
YKK710-4	3150	1489	362	96.3	0.87	6.5	0.5	1.8	165	807	1250	12600
	3550	1489	408	96.3	0.87	6.5	0.5	1.8	165	930	13000	13100
	4000	1489	459	96.4	0.87	6.5	0.5	1.8	180	1054	13500	13600
	4500	1489	516	96.4	0.87	6.5	0.5	1.8	200	1188	14000	14100
	5000	1485	567	96.5	0.88	6.5	0.5	1.8	270	1281	15800	16000
YKK800-4	5600	1485	635	96.5	0.88	6.5	0.5	1.8	290	1447	16500	16700
	6300	1485	713	96.6	0.88	6.5	0.5	1.8	315	1639	17200	17400
YKK900-4	7100	1489	803	96.7	0.88	6.5	0.5	1.8	440	1750	21000	21300
	8000	1489	904	96.8	0.88	6.5	0.5	1.8	480	1988	21800	22100
	9000	1489	1016	96.9	0.88	6.5	0.5	1.8	500	2276	22000	22900
YKK1000-4	10000	1489	1115	97.0	0.89	6.5	0.5	1.8	575	2510	26000	26400
	11200	1489	1247	97.1	0.89	6.5	0.5	1.8	595	2860	27000	27600
	12500	1489	1390	97.2	0.89	6.5	0.5	1.8	620	3236	28100	28800
	14000	1489	1556	97.3	0.89	6.5	0.5	1.8	650	3669	29600	30000
	16000	1489	1776	97.4	0.89	6.5	0.5	1.8	680	4256	30800	31200
YKK1120-4	18000	1489	1996	97.5	0.89	6.5	0.5	1.8	710	4842	34000	35000
	20000	1489	2218	97.5	0.89	6.5	0.5	1.8	770	5399	35600	36000
	22400	1489	2456	97.5	0.90	6.5	0.5	1.8	840	6070	37200	38200
YKK710-6	2500	993	295	96.1	0.85	6.5	0.6	1.8	230	1851	13100	13200
	2800	991	326	96.1	0.86	6.5	0.6	1.8	250	2090	13500	13600
	3150	992	366	96.2	0.86	6.5	0.6	1.8	260	2367	13900	13900
	3550	992	413	96.2	0.86	6.5	0.6	1.8	275	2686	14300	14400
YKK800-6	4000	991	465	96.3	0.86	6.5	0.6	1.8	345	2998	17000	17200
	4500	993	523	96.3	0.86	6.5	0.6	1.8	410	3335	17600	17800
	5000	993	580	96.4	0.86	6.5	0.6	1.8	430	3732	18200	18400
YKK900-6	5600	993	643	96.4	0.87	6.5	0.6	1.8	550	4111	20000	20300
	6300	992	720	96.5	0.87	6.5	0.6	1.8	630	4624	20800	21100
	7100	993	813	96.6	0.87	6.5	0.6	1.8	650	5259	21600	21900
YKK1000-6	8000	993	915	96.7	0.87	6.5	0.6	1.8	1000	5659	25000	25400
	9000	993	1028	96.8	0.87	6.5	0.6	1.8	1110	6381	26200	26600
	10000	993	1141	96.9	0.87	6.5	0.6	1.8	1250	7073	27400	27800
	11200	993	1263	97.0	0.88	6.5	0.6	1.8	1380	7942	28600	29000
YKK1120-6	12500	993	1408	97.1	0.88	6.5	0.6	1.8	1670	8734	32000	32500
	14000	993	1575	97.2	0.88	6.5	0.6	1.8	1750	9902	33600	34100
	16000	993	1798	97.3	0.88	6.5	0.6	1.8	1840	11477	35200	35700
	18000	993	2021	97.4	0.88	6.5	0.6	1.8	1930	13052	36800	37300
YKK710-8	1800	746	214	95.4	0.85	6.5	0.6	1.8	254	2400	12600	12700
	2000	746	237	95.5	0.85	6.5	0.6	1.8	272	2677	12800	12900
	2240	745	265	95.6	0.85	6.5	0.6	1.8	290	3022	13000	13100
	2500	745	296	95.7	0.85	6.5	0.6	1.8	304	3393	13200	13300
YKK800-8	2800	745	331	95.8	0.85	6.5	0.6	1.8	530	3610	17200	17500
	3150	746	372	95.8	0.85	6.5	0.6	1.8	620	4025	18000	18300
	3550	745	419	95.9	0.85	6.5	0.6	1.8	670	4579	18800	19100

Y 系列大型高压三相异步电动机 (机座号 710~1120)

Y Series Large Sized High Voltage Three-phase Induction Motors (H710~1120)

Y 系列大型高压三相异步电动机 (机座号 710~1120)

Y Series Large Sized High Voltage Three-phase Induction Motors (H710~1120)

YKK (IP44、IP54、IP55、IP56) 系列技术数据 (6kV) 保证值

YKK (IP44, IP54, IP55, IP56) series technical data (6kV) guarantee value

型号	额定 功率 (kW)	额定 转速 (r/min)	定子 电流 (A)	额定 效率 (%)	功率 因数 $\cos \varphi$	堵转电流 额定电流	堵转转矩 额定转矩	最大转矩 额定转矩	转动惯量 $GD^2/4$ (kg·m ²)		参考重量 (kg)	
									电机 J_m	负载 J	IP44	IP54, IP55, IP56
YKK900-8	4000	745	466	96.0	0.86	6.5	0.6	1.8	890	5025	20000	20300
	4500	744	524	96.1	0.86	6.5	0.6	1.8	960	5712	20800	21100
	5000	744	582	96.2	0.86	6.5	0.6	1.8	1060	6353	21600	21900
YKK1000-8	5600	744	651	96.2	0.86	6.5	0.6	1.8	1490	6813	24000	24400
	6300	744	732	96.3	0.86	6.5	0.6	1.8	1700	7641	25200	25600
	7100	744	824	96.4	0.86	6.5	0.6	1.8	1880	8647	26400	26800
	8000	744	928	96.5	0.86	6.5	0.6	1.8	2020	9841	27600	28000
YKK1120-8	9000	744	1030	96.6	0.87	6.5	0.6	1.8	2110	11234	28800	29200
	10000	744	1144	96.7	0.87	6.5	0.6	1.8	2350	12477	31400	31800
	11200	744	1280	96.8	0.87	6.5	0.6	1.8	2440	14166	32000	32400
	12500	744	1427	96.9	0.87	6.5	0.6	1.8	2520	16013	32600	33000
YKK710-10	14000	744	1596	97.0	0.87	6.5	0.6	1.8	2600	18157	33200	33800
	1400	596	173	94.9	0.82	6.0	0.6	1.8	460	2775	13400	13800
	1600	596	195	95.0	0.83	6.0	0.6	1.8	480	3217	14000	14400
	1800	596	219	95.1	0.83	6.0	0.6	1.8	500	3659	14800	15200
YKK800-10	2000	595	244	95.2	0.83	6.0	0.6	1.8	520	4116	15600	16000
	2240	596	273	95.3	0.83	6.0	0.6	1.8	630	4545	21300	21500
	2500	596	304	95.4	0.83	6.0	0.6	1.8	740	5036	21900	22200
	2800	595	340	95.5	0.83	6.0	0.6	1.8	760	5731	22500	22800
YKK900-10	3150	595	377	95.6	0.84	6.0	0.6	1.8	990	6312	24000	24300
	3550	595	425	95.7	0.84	6.0	0.6	1.8	1110	7120	24500	24800
	4000	595	478	95.8	0.84	6.0	0.6	1.8	1230	8043	25000	25300
	4500	595	538	95.8	0.84	6.0	0.6	1.8	1230	9202	25500	25800
YKK1000-10	5000	595	597	95.9	0.84	6.0	0.6	1.8	1590	10001	27000	27400
	5600	595	669	95.9	0.84	6.0	0.6	1.8	1740	11242	27500	27900
	6300	595	752	96.0	0.84	6.0	0.6	1.8	1930	12675	28000	28400
	7100	595	847	96.0	0.84	6.0	0.6	1.8	2270	14189	28500	28900
YKK1120-10	8000	595	954	96.1	0.84	6.0	0.6	1.8	2660	15886	30400	30800
	9000	595	1060	96.1	0.85	6.0	0.6	1.8	2780	18084	31600	32800
	10000	595	1177	96.2	0.85	6.0	0.6	1.8	2980	20202	32800	33000
	11200	595	1318	96.2	0.85	6.0	0.6	1.8	3100	22864	34000	34400
YKK710-12	1120	495	144	94.5	0.79	6.0	0.6	1.8	430	3321	12700	12800
	1250	495	161	94.6	0.79	6.0	0.6	1.8	450	3737	13100	13200
	1400	495	180	94.7	0.79	6.0	0.6	1.8	470	4219	13500	13600
	1600	496	203	94.7	0.80	6.0	0.6	1.0	490	4848	13900	14000
YKK800-12	1800	495	228	94.8	0.80	6.0	0.6	1.8	590	5439	16200	16700
	2000	495	253	94.9	0.80	6.0	0.6	1.8	670	6029	17000	17500
	2240	496	284	95.0	0.80	6.0	0.6	1.8	750	6723	17800	18300
YKK900-12	2500	495	312	95.2	0.81	6.0	0.6	1.8	1060	7314	20000	20300
	2800	495	349	95.3	0.81	6.0	0.6	1.8	1130	8248	20800	21100
	3150	496	392	95.4	0.81	6.0	0.6	1.8	1300	9208	21600	21900
YKK1000-12	3550	495	442	95.5	0.81	6.0	0.6	1.8	1690	10201	23500	23900
	4000	495	497	95.6	0.81	6.0	0.6	1.8	1800	11598	24700	25100
	4500	495	559	95.6	0.81	6.0	0.6	1.8	1960	13113	25900	26300
	5000	495	621	95.7	0.81	6.0	0.6	1.8	2100	14647	27100	27500

YKK (IP44、IP54、IP55、IP56) 系列技术数据 (6kV) 保证值

YKK (IP44, IP54, IP55, IP56) series technical data (6kV) guarantee value

型号	额定 功率 (kW)	额定 转速 (r/min)	定子 电流 (A)	额定 效率 (%)	功率 因数 $\cos \varphi$	堵转电流 额定电流	堵转转矩 额定转矩	最大转矩 额定转矩	转动惯量 $GD^2/4$ (kg·m ²)		参考重量 (kg)	
									电机 J_m	负载 J	IP44	IP54, IP55, IP56
YKK1120-12	5600	495	695	95.7	0.81	6.0	0.6	1.8	2520	16237	38000	38500
	6300	495	772	95.8	0.82	6.0	0.6	1.8	2640	18462	30400	40500
	7100	495	870	95.8	0.82	6.0	0.6	1.8	2760	21021	31800	42500
	8000	495	979	95.9	0.82	6.0	0.6	1.8	2880	23916	33200	44500
	9000	495	1101	95.9	0.82	6.0	0.6	1.8	3000	27145	34600	46500
YKK710-14	800	421	108	93.8	0.76	6.0	0.6	1.8	410	3294	12500	11700
	900	421	121	93.9	0.76	6.0	0.6	1.8	460	3707	12100	12700
	1000	421	135	94.0	0.76	6.0	0.6	1.8	520	4110	12700	13700
	1120	421	151	94.1	0.76	6.0	0.6	1.8	590	4596	13300	14700
YKK800-14	1250	421	168	94.2	0.76	6.0	0.6	1.8	780	5008	15500	15800
	1400	421	186	94.3	0.77	6.0	0.6	1.8	840	5643	16100	16800
	1600	420	212	94.4	0.77	6.0	0.6	1.8	910	6534	16700	17800
YKK900-14	1800	420	238	94.5	0.77	6.0	0.6	1.8	1120	7255	18000	19900
	2000	420	264	94.6	0.77	6.0	0.6	1.8	1240	8065	18800	20900
	2240	420	296	94.7	0.77	6.0	0.6	1.8	1350	9072	19400	21900
	2500	420	330	94.8	0.77	6.0	0.6	1.8	1550	10081	20400	22900
YKK1000-14	2800	420	369	94.9	0.77	6.0	0.6	1.8	1810	11217	22000	24500
	3150	420	409	95.0	0.78	6.0	0.6	1.8	1920	12735	23000	25500
	3550	420	461	95.1	0.78	6.0	0.6	1.8	2030	14486	24000	26500
	4000	420	518	95.2	0.78	6.0	0.6	1.8	2130	16480	25000	27500
YKK1120-14	4500	420	583	95.3	0.78	6.0	0.6	1.8	2540	18396	27800	30600
	5000	420	647	95.4	0.78	6.0	0.6	1.8	2630	20633	29000	31600
	5600	420	714	95.5	0.79	6.0	0.6	1.8	2720	23334	30200	32600
	6300	420	803	95.6	0.79	6.0	0.6	1.8	2840	26471	31400	33600
YKK710-16	7100	420	904	95.7	0.79	6.0	0.6	1.8	2970	30063	32400	34600
	710	371	100	93.3	0.73	6.0	0.6	1.8	410	3823	10800	10900
	800	372	113	93.4	0.73	6.0	0.6	1.8	440	4304	12500	12600
	900	372	127	93.5	0.73	6.0	0.6	1.8	470	4868	12200	12300
YKK800-16	1000	371	139	93.6	0.74	6.0	0.6	1.8	510	5453	12900	13000
	1120	371	155	93.7	0.74	6.0	0.6	1.8	610	6068	15000	15200
	1250	372	173	93.8	0.74	6.0	0.6	1.8	710	6703	16000	16200
YKK900-16	1400	372	194	93.9	0.74	6.0	0.6	1.8	790	7513	17800	18000
	1600	371	218	94.0	0.75	6.0	0.6	1.8	1110	8430	17000	17200
	1800	372	245	94.1	0.75	6.0	0.6	1.8	1190	9485	17800	18100
YKK1000-16	2000	372	272	94.2	0.75	6.0	0.6	1.8	1260	10601	18600	18900
	2240	371	305	94.3	0.75	6.0	0.6	1.8	1310	12046	19400	19700
	2500	372	340	94.4	0.75	6.0	0.6	1.8	1660	13167	21500	21900
	2800	372	380	94.5	0.75	6.0	0.6	1.8	1860	14746	22700	23100
YKK1120-16	3150	372	422	94.6	0.76	6.0	0.6	1.8	2060	16621	23900	24300
	3550	372	475	94.7	0.76	6.0	0.6	1.8	2260	18794	25100	26400
	4000	372	534	94.8	0.76	6.0	0.6	1.8	2640	21082	27000	27500
	4500	372	600	94.9	0.76	6.0	0.6	1.8	2850	23838	28500	28500
YKK900-12	5000	372	666	95.0	0.76	6.0	0.6	1.8	3060	26593	30000	39500
	5600	372	746	95.1	0.76	6.0	0.6	1.8	3210	30001	31500	40500

Y 系列大型高压三相异步电动机 (机座号 710~1120)

Y Series Large Sized High Voltage Three-phase Induction Motors (H710~1120)

Y 系列大型高压三相异步电动机 (机座号 710~1120)

Y Series Large Sized High Voltage Three-phase Induction Motors (H710~1120)

YKK (IP44、IP54、IP55、IP56) 系列技术数据 (6kV) 保证值

YKK (IP44, IP54, IP55, IP56) series technical data (6kV) guarantee value

型号	额定功率 (kW)	额定转速 (r/min)	定子电流 (A)	额定效率 (%)	功率因数 $\cos\varphi$	堵转电流 Ist/In	堵转转矩 Tst/Tn	最大转矩 Tm/Tn	转动惯量 GD ² /4 (kg·m ²)		参考重量 (kg)	
									电机 Jm	负载 J	IP44	IP54, IP55, IP56
YKK710-4	3150	1489	362	96.3	0.87	6.5	0.5	1.8	165	807	1250	12600
	3550	1489	408	96.3	0.87	6.5	0.5	1.8	165	930	13000	13100
	4000	1489	459	96.4	0.87	6.5	0.5	1.8	180	1054	13500	13600
	4500	1489	516	96.4	0.87	6.5	0.5	1.8	200	1188	14000	14100
YKK800-4	5000	1485	567	96.5	0.88	6.5	0.5	1.8	270	1281	15800	16000
	5600	1485	635	96.5	0.88	6.5	0.5	1.8	290	1447	16500	16700
	6300	1485	713	96.6	0.88	6.5	0.5	1.8	315	1639	17200	17400
YKK900-4	7100	1489	803	96.7	0.88	6.5	0.5	1.8	440	1750	21000	21300
	8000	1489	904	96.8	0.88	6.5	0.5	1.8	480	1988	21800	22100
	9000	1489	1016	96.9	0.88	6.5	0.5	1.8	500	2276	22000	22900
YKK1000-4	10000	1489	1115	97.0	0.89	6.5	0.5	1.8	575	2510	26000	26400
	11200	1489	1247	97.1	0.89	6.5	0.5	1.8	595	2860	27000	27600
	12500	1489	1390	97.2	0.89	6.5	0.5	1.8	620	3236	28100	28800
	14000	1489	1556	97.3	0.89	6.5	0.5	1.8	650	3669	29600	30000
	16000	1489	1776	97.4	0.89	6.5	0.5	1.8	680	4256	30800	31200
YKK1120-4	18000	1489	1996	97.5	0.89	6.5	0.5	1.8	710	4842	34000	35000
	20000	1489	2218	97.5	0.89	6.5	0.5	1.8	770	5399	35600	36000
	22400	1489	2456	97.5	0.90	6.5	0.5	1.8	840	6070	37200	38200
YKK710-6	2500	993	295	96.1	0.85	6.5	0.6	1.8	230	1851	13100	13200
	2800	991	326	96.1	0.86	6.5	0.6	1.8	250	2090	13500	13600
	3150	992	366	96.2	0.86	6.5	0.6	1.8	260	2367	13900	13900
	3550	992	413	96.2	0.86	6.5	0.6	1.8	275	2686	14300	14400
YKK800-6	4000	991	465	96.3	0.86	6.5	0.6	1.8	345	2998	17000	17200
	4500	993	523	96.3	0.86	6.5	0.6	1.8	410	3335	17600	17800
	5000	993	580	96.4	0.86	6.5	0.6	1.8	430	3732	18200	18400
YKK900-6	5600	993	643	96.4	0.87	6.5	0.6	1.8	550	4111	20000	20300
	6300	992	720	96.5	0.87	6.5	0.6	1.8	630	4624	20800	21100
	7100	993	813	96.6	0.87	6.5	0.6	1.8	650	5259	21600	21900
YKK1000-6	8000	993	915	96.7	0.87	6.5	0.6	1.8	1000	5659	25000	25400
	9000	993	1028	96.8	0.87	6.5	0.6	1.8	1110	6381	26200	26600
	10000	993	1141	96.9	0.87	6.5	0.6	1.8	1250	7073	27400	27800
	11200	993	1263	97.0	0.88	6.5	0.6	1.8	1380	7942	28600	29000
YKK1120-6	12500	993	1408	97.1	0.88	6.5	0.6	1.8	1670	8734	32000	32500
	14000	993	1575	97.2	0.88	6.5	0.6	1.8	1750	9902	33600	34100
	16000	993	1798	97.3	0.88	6.5	0.6	1.8	1840	11477	35200	35700
	18000	993	2021	97.4	0.88	6.5	0.6	1.8	1930	13052	36800	37300
YKK710-8	1800	746	214	95.4	0.85	6.5	0.6	1.8	254	2400	12600	12700
	2000	746	237	95.5	0.85	6.5	0.6	1.8	272	2677	12800	12900
	2240	745	265	95.6	0.85	6.5	0.6	1.8	290	3022	13000	13100
	2500	745	296	95.7	0.85	6.5	0.6	1.8	304	3393	13200	13300
YKK800-8	2800	745	331	95.8	0.85	6.5	0.6	1.8	530	3610	17200	17500
	3150	746	372	95.8	0.85	6.5	0.6	1.8	620	4025	18000	18300
	3550	745	419	95.9	0.85	6.5	0.6	1.8	670	4579	18800	19100

YKK (IP44、IP54、IP55、IP56) 系列技术数据 (6kV) 保证值

YKK (IP44, IP54, IP55, IP56) series technical data (6kV) guarantee value

型号	额定功率 (kW)	额定转速 (r/min)	定子电流 (A)	额定效率 (%)	功率因数 $\cos\varphi$	堵转电流 Ist/In	堵转转矩 Tst/Tn	最大转矩 Tm/Tn	转动惯量 GD ² /4 (kg·m ²)		参考重量 (kg)	
									电机 Jm	负载 J	IP44	IP54, IP55, IP56
YKK1120-12	5600	495	695	95.7	0.81	6.0	0.6	1.8	2520	16237	38000	38500
	6300	495	772	95.8	0.82	6.0	0.6	1.8	2640	18462	30400	40500
	7100	495	870	95.8	0.82	6.0	0.6	1.8	2760	21021	31800	42500
	8000	495	979	95.9	0.82	6.0	0.6	1.8	2880	23916	33200	44500
	9000	495	1101	95.9	0.82	6.0	0.6	1.8	3000	27145	34600	46500
YKK710-14	800	421	108	93.8	0.76	6.0	0.6	1.8	410	3294	12500	11700
	900	421	121	93.9	0.76	6.0	0.6	1.8	460	3707	12100	12700
	1000	421	135	94.0	0.76	6.0	0.6	1.8	520	4110	12700	13700
	1120	421	151	94.1	0.76	6.0	0.6	1.8	590	4596	13300	14700
YKK800-14	1250	421	168	94.2	0.76	6.0	0.6	1.8	780	5008	15500	15800
	1400	421	186	94.3	0.77	6.0	0.6	1.8	840	5643	16100	16800
	1600	420	212	94.4	0.77	6.0	0.6	1.8	910	6534	16700	17800
YKK900-14	1800	420	238	94.5	0.77	6.0	0.6	1.8	1120	7255	18000	19900
	2000	420	264	94.6	0.77	6.0	0.6	1.8	1240	8065	18800	20900
	2240	420	296	94.7	0.77	6.0	0.6	1.8	1350	9072	19400	21900
	2500	420	330	94.8	0.77	6.0	0.6	1.8	1550	10081	20400	22900
YKK1000-14	2800	420	369	94.9	0.77	6.0	0.6	1.8	1810	11217	22000	24500
	3150	420	409	95.0	0.78	6.0	0.6	1.8	1920	12735	23000	25500
	3550	420	461	95.1	0.78	6.0	0.6	1.8	2030	14486	24000	26500
	4000	420	518	95.2	0.78	6.0	0.6	1.8	2130	16480	25000	27500
YKK1120-14	4500	420	583	95.3	0.78	6.0	0.6	1.8	2540	18396	27800	30600
	5000	420	647	95.4	0.78	6.0	0.6	1.8	2630	20633	29000	31600
	5600	420	714	95.5	0.79	6.0	0.6	1.8	2720	23334	30200	32600
	6300	420	803	95.6	0.79	6.0	0.6	1.8	2840	26471	31400	33600
	7100	420	904	95.7	0.79	6.0	0.6	1.8	2970	30063	32400	34600
YKK710-16	710	371	100	93.3	0.73	6.0	0.6	1.8	410	3823	10800	10900
	800	372	113	93.4	0.73	6.0	0.6	1.8	440	4304	12500	12600
	900	372	127	93.5	0.73	6.0	0.6	1.8	470	4868	12200	12300
	1000	371	139	93.6	0.74	6.0	0.6	1.8	510	5453	12900	13000
YKK800-16	1120	371	155	93.7	0.74	6.0	0.6	1.8	610	6068	15000	15200
	1250	372	173	93.8	0.74	6.0	0.6	1.8	710	6703	16000	16200
	1400	372	194	93.9	0.74	6.0	0.6	1.8	790	7513	17800	18000
YKK900-16	1600	371	218	94.0	0.75	6.0	0.6	1.8	1110	8430	17000	17200
	1800	372	245	94.1	0.75	6.0	0.6	1.8	1190	9485	17800	18100
	2000	372	272	94.2	0.75	6.0	0.6	1.8	1260	10601	18600	18900
	2240	371	305	94.3	0.75	6.0	0.6	1.8	1310	12046	19400	19700
YKK1000-16	2500	372	340	94.4	0.75	6.0	0.6	1.8	1660	13167	21500	21900
	2800	372	380	94.5	0.75	6.0	0.6	1.8	1860	14746	22700	23100
	3150	372	422	94.6	0.76	6.0	0.6	1.8	2060	16621	23900	24300
	3550	372	475	94.7	0.76	6.0	0.6	1.8	2260	18794	25100	26400
YKK1120-16	4000	372	534	94.8	0.76	6.0	0.6	1.8	2640	21082	27000	27500
	4500	372	600	94.9	0.76	6.0	0.6	1.8	2850	23838	28500	28500
	5000	372	666	95.0	0.76	6.0	0.6	1.8	3060	26593	30000	39500
	5600	372	746	95.1	0.76	6.0	0.6	1.8	3210	30001	31500	40500

Y 系列大型高压三相异步电动机 (机座号 710~1120)

Y Series Large Sized High Voltage Three-phase Induction Motors (H710~1120)

YR (IP23)、YRKS (IP44、IP54、IP55、IP56)、YRQF (IPW24) 系列技术数据 (6kV) 保证值

YR (IP23), YRKS (IP44, IP54, IP55, IP56), YRQF (IPW24) series technical data (6kV) guarantee value

型号	额定功率 (kW)	额定转速 (r/min)	定子电流 (A)	额定效率 (%)	功率因数 $\cos \varphi$	最大转矩 额定转矩 T _m /T _n	转动惯量 GD ² /4 (kg·m ²)	参考重量 (kg)	
								电机 J _m	YR,YRQF YRKS
YR710-4	3550	1492	405	97.0	0.87	1.8	130	13400	13800
	4000	1492	456	97.1	0.87	1.8	155	14000	14400
	4500	1492	513	97.1	0.87	1.8	170	14600	15000
	5000	1492	562	97.2	0.88	1.8	190	15200	15600
YR800-4	5600	1492	630	97.2	0.88	1.8	200	20000	16000
	6300	1492	708	97.3	0.88	1.8	230	20600	6700
	7100	1493	798	97.3	0.88	1.8	250	21200	17400
YR900-4	8000	1493	898	97.4	0.88	1.8	300	24000	21300
	9000	1493	1009	97.5	0.88	1.8	380	24800	33100
	10000	1493	1108	97.6	0.89	1.8	450	25600	22900
YR1000-4	11200	1494	1239	97.7	0.89	1.8	580	27000	26400
	12500	1494	1383	97.7	0.89	1.8	650	28200	27600
	14000	1494	1548	97.8	0.89	1.8	720	29400	28800
	16000	1494	1767	97.9	0.89	1.8	790	30600	30000
	18000	1495	1986	98.0	0.89	1.8	860	31800	31200
YR1120-4	20000	1495	2207	98.0	0.89	1.8	960	33000	35000
	22400	1495	2444	98.0	0.90	1.8	1030	34600	36000
	25000	1495	2728	98.0	0.90	1.8	1100	36200	38200
YR710-6	2800	994	323	96.9	0.86	1.8	220	13000	13500
	3150	994	364	96.9	0.86	1.8	240	13600	14100
	3550	993	410	96.9	0.86	1.8	250	14200	14700
	4000	993	461	97.0	0.86	1.8	265	14800	15300
YR800-6	4500	993	519	97.0	0.86	1.8	335	18900	19600
	5000	993	576	97.1	0.86	1.8	400	19500	20200
	5600	994	638	97.1	0.87	1.8	420	20100	20800
YR900-6	6300	994	717	97.2	0.87	1.8	540	2300	23500
	7100	994	807	97.3	0.87	1.8	620	23800	24300
	8000	994	909	97.3	0.87	1.8	640	24600	25100
YR1000-6	9000	994	1022	97.4	0.87	1.8	980	25400	26000
	10000	994	1134	97.5	0.87	1.8	1100	26600	27200
	11200	994	1255	97.6	0.88	1.8	1240	27800	28400
	12500	994	1399	97.7	0.88	1.8	1400	21000	29600
YR1120-6	14000	995	1567	97.7	0.88	1.8	1690	31700	22700
	16000	995	1789	97.8	0.88	1.8	1870	33000	34000
	18000	995	2011	97.9	0.88	1.8	2010	34300	35300
	20000	995	2232	98.0	0.88	1.8	2110	35600	36600
YR710-8	2000	745	235	96.3	0.85	1.8	262	12600	13200
	2240	745	263	96.4	0.85	1.8	274	12800	13600
	2500	745	293	96.5	0.85	1.8	286	13000	14000
	2800	745	328	96.6	0.85	1.8	298	13200	14400
YR800-8	3150	745	369	96.6	0.85	1.8	520	17200	17000
	3550	745	416	96.7	0.85	1.8	610	18000	17700
	4000	745	462	96.8	0.86	1.8	660	19800	18400

Y 系列大型高压三相异步电动机 (机座号 710~1120)

Y Series Large Sized High Voltage Three-phase Induction Motors (H710~1120)

YR (IP23)、YRKS (IP44、IP54、IP55、IP56)、YRQF (IPW24) 系列技术数据 (6kV) 保证值

YR (IP23), YRKS (IP44, IP54, IP55, IP56), YRQF (IPW24) series technical data (6kV) guarantee value

型号	额定功率 (kW)	额定转速 (r/min)	定子电流 (A)	额定效率 (%)	功率因数 $\cos \varphi$	最大转矩 额定转矩 T _m /T _n	转动惯量 GD ² /4 (kg·m ²)	参考重量 (kg)	
								电机 J _m	YR,YRQF YRKS
YR900-8	4500	745	520	96.9	0.86	1.8	880	21300	21800
	5000	745	577	96.9	0.86	1.8	950	22100	22600
	5600	745	647	96.9	0.86	1.8	1050	22900	23400
YR1000-8	6300	745	727	97.0	0.86	1.8	1480	25000	25800
	7100	745	818	97.1	0.86	1.8	1690	26200	27000
	8000	745	921	97.2	0.86	1.8	1870	27400	28200
	9000	745	1023	97.3	0.87	1.8	2010	28600	29400
	10000	745	1137	97.3	0.87	1.8	2100	29800	30600
YR1120-8	11200	745	1272	97.4	0.87	1.8	2240	31000	32000
	12500	745	1418	97.5	0.87	1.8	2350	32400	33400
	14000	745	1587	97.6	0.87	1.8	2460	33800	34500
	16000	745	1811	97.7	0.87	1.8	2570	35200	36200
YR710-10	1600	595	193	95.9	0.83	1.8	490	12200	13000
	1800	595	217	96.0	0.83	1.8	510	12600	13400
	2000	594	241	96.1	0.83	1.8	540	13000	13800
	2240	593	270	96.2	0.83	1.8	580	13400	14200
YR800-10	2500	593	301	96.3	0.83	1.8	710	16000	16700
	2800	593	337	96.4	0.83	1.8	730	16600	17300
	3150	594	374	96.4	0.84	1.8	750	17200	17900
YR900-10	3550	594	421	96.5	0.84	1.8	980	20000	20900
	4000	594	474	96.6	0.84	1.8	1100	2080	21700
	4500	594	534	96.6	0.84	1.8	1220	21600	22500
	5000	595	592	96.7	0.84	1.8	1220	22400	23300
YR1000-10	5600	595	663	96.7	0.84	1.8	1580	24200	25200
	6300	595	746	96.8	0.84	1.8	1730	25000	26000
	7100	595	840	96.8	0.84	1.8	1920	25800	26800
	8000	596	946	96.9	0.84	1.8	2260	26600	27600
YR1120-10	9000	596	1051	96.9	0.85	1.8	2510	29400	30000
	10000	596	1167	97.0	0.85	1.8	2620	30400	31000
	11200	596	1307	97.0	0.85	1.8	2730	31400	32000
	12500	596	1457	97.1	0.85	1.8	2840	32400	33000
YR710-12	1250	495	159	95.6	0.79	1.8	440	10800	11100
	1400	495	178	95.7	0.79	1.8	460	11700	12000
	1600	494	201	95.7	0.80	1.8	480	12600	12400
	1800	494	226	95.8	0.80	1.8	500	13500	13800
YR800-12	2000	494	251	95.9	0.80	1.8	580	15500	16200
	2240	494	281	96.0	0.80	1.8	660	16100	16800
	2500	495	309	96.1	0.81	1.8	740	16700	17400
YR900-12	2800	495	346	96.2	0.81	1.8	1050	19000	19500
	3150	495	389	96.3	0.81	1.8	1120	19800	20300
	3550	495	437	96.4	0.81	1.8	1200	20600	21100
YR1000-12	4000	495	493	96.4	0.81	1.8	1680	22500	23500
	4500	495	555	96.4	0.81	1.8	1790	23700	24700
	5000	495	616	96.5	0.81	1.8	1950	24900	25900
	5600	495	689	96.5	0.81	1.8	2250	26100	27100

Y 系列大型高压三相异步电动机 (机座号 710~1120)

Y Series Large Sized High Voltage Three-phase Induction Motors (H710~1120)

Y 系列大型高压三相异步电动机 (机座号 710~1120)

Y Series Large Sized High Voltage Three-phase Induction Motors (H710~1120)

YR (IP23)、YRKS (IP44、IP54、IP55、IP56)、YRQF (IPW24) 系列技术数据 (6kV) 保证值

YR (IP23), YRKS (IP44, IP54, IP55, IP56), YRQF (IPW24) series technical data (6kV) guarantee value

型号	额定 功率 (kW)	额定 转速 (r/min)	定子 电流 (A)	额定 效率 (%)	功率 因数 $\cos \varphi$	最大转矩 额定转矩 T_m/T_n	转动惯量 $GD^2/4$ (kg·m ²)		参考重量 (kg)	
							电机 J_m		YR、YRQF	YRKS
YR1120-12	6300	495	776	96.5	0.81	1.8	2610		2850	29500
	7100	495	873	96.6	0.81	1.8	2730		3000	31000
	8000	495	984	96.6	0.81	1.8	2870		31500	32500
	9000	495	1106	96.7	0.81	1.8	2930		33000	34000
	10000	495	1229	96.7	0.81	1.8	3110		34500	35500
YR710-14	900	425	120	95.1	0.76	1.8	380		10500	11100
	1000	425	133	95.2	0.76	1.8	430		11000	11600
	1120	425	149	95.2	0.76	1.8	490		11500	12100
	1250	425	166	95.3	0.76	1.8	560		12000	12600
YR800-14	1400	425	183	95.4	0.77	1.8	710		14000	14500
	1600	424	210	95.4	0.77	1.8	780		14000	15100
	1800	424	236	95.5	0.77	1.8	830		15200	15700
YR900-14	2000	424	261	95.6	0.77	1.8	1030		17500	18000
	2240	424	293	95.7	0.77	1.8	1100		18300	18800
	2500	424	326	95.8	0.77	1.8	1210		19100	196000
	2800	424	365	95.9	0.77	1.8	1360		19900	20400
YR1000-14	3150	424	405	96.0	0.78	1.8	1870		21000	22000
	3550	423	456	96.1	0.78	1.8	2010		22200	23200
	4000	423	513	96.2	0.78	1.8	2210		23400	24400
	4500	423	576	96.3	0.78	1.8	2470		23600	25600
YR1120-14	5000	423	640	96.4	0.78	1.8	3410		27000	28000
	5600	423	707	96.5	0.79	1.8	3470		28400	29400
	6300	423	794	96.6	0.79	1.8	3540		29800	30800
	7100	423	894	96.7	0.79	1.8	3620		31200	32200
	8000	423	1007	96.8	0.79	1.8	3710		32600	33600
YR710-16	800	371	111	94.6	0.73	1.8	400		10000	10600
	900	371	125	94.7	0.73	1.8	430		10400	11000
	1000	371	137	94.8	0.74	1.8	460		10800	11400
	1120	371	153	94.9	0.74	1.8	500		11200	11800
YR800-16	1250	371	171	95.0	0.74	1.8	600		13500	14200
	1400	371	191	95.1	0.74	1.8	700		14100	14800
	1600	371	216	95.1	0.75	1.8	780		14700	15400
YR900-16	1800	371	243	95.2	0.75	1.8	1100		16500	16400
	2000	371	269	95.3	0.75	1.8	1180		17300	18200
	2240	372	301	95.4	0.75	1.8	1250		18100	19000
	2500	372	336	95.5	0.75	1.8	1310		18900	19800
YR1000-16	2800	372	376	95.6	0.75	1.8	1650		20000	21000
	3150	372	417	95.6	0.76	1.8	1850		21200	22200
	3550	372	470	95.7	0.76	1.8	2050		22400	23400
	4000	372	529	95.8	0.76	1.8	2250		23600	24600
YR1120-16	4500	372	586	95.9	0.77	1.8	2650		25800	26800
	5000	372	651	96.0	0.77	1.8	2830		27000	28000
	5600	372	728	96.1	0.77	1.8	3000		28200	29200
	6300	372	818	96.2	0.77	1.8	3160		29400	30400

YRKK (IP44、IP54、IP55、IP56) 系列技术数据 (6kV) 保证值

YRKK (IP44, IP54, IP55, IP56) series technical data (6kV) guarantee value

型号	额定 功率 (kW)	额定 转速 (r/min)	定子 电流 (A)	额定 效率 (%)	功率 因数 $\cos \varphi$	最大转矩 额定转矩 T_m/T_n	转动惯量 $GD^2/4$ (kg·m ²)		参考重量 (kg)	
							电机 J_m		IP44	IP54, IP55, IP56
YRKK710-4	3150	1489	360	96.7	0.87	1.8	165		15000	15100
	3550	1489	406	96.7	0.87	1.8	165		15400	15500
	4000	1489	457	96.8	0.87	1.8	180		15800	15900
	4500	1489	514	96.8	0.87	1.8	200		16200	16300
YRKK800-4	5000	1485	564	96.9	0.88	1.8	270		23000	23200
	5600	1485	632	96.9	0.88	1.8	290		23600	23800
	6300	1485	710	97.0	0.88	1.8	315		24200	24400
YRKK900-4	7100	1489	800	97.0	0.88	1.8	440		27000	27300
	8000	1489	901	97.1	0.88	1.8	480		27800	28100
	9000	1489	1012	97.2	0.88	1.8	500		28600	28900
YRKK1000-4	10000	1489	1111	97.3	0.89	1.8	575		30000	30400
	11200	1489	1243	97.4	0.89	1.8	595		31200	31400
	12500	1489	1388	97.4	0.89	1.8	620		32400	32800
	14000	1489	1553	97.5	0.89	1.8	650		33600	34000
	16000	1489	1772	97.6	0.89	1.8	680		34800	35200
YRKK1120-4	18000	1489	1992	97.7	0.89	1.8	710		36800	37200
	20000	1489	2213	97.7	0.89	1.8	770		35000	38400
	22400	1489	2449	97.8	0.90	1.8	840		39200	39600
YRKK710-6	2500	993	293	96.6	0.85	1.8	230		13800	13900
	2800	991	324	96.7	0.86	1.8	250		14200	14100
	3150	992	364	96.7	0.86	1.8	260		14600	14500
	3550	992	411	96.7	0.86	1.8	275		15000	14900
YRKK800-6	4000	991	462	96.8	0.86	1.8	345		22600	23000
	4500	993	520	96.8	0.86	1.8	410		23200	23600
	5000	993	577	96.9	0.86	1.8	430		23800	24200
YRKK900-6	5600	993	639	96.9	0.87	1.8	550		25000	25300
	6300	992	716	97.0	0.87	1.8	630		25800	26100
	7100	993	809	97.1	0.87	1.8	650		26600	26900
YRKK1000-6	8000	993	911	97.1	0.87	1.8	1000		28500	28900
	9000	993	1024	97.2	0.87	1.8	1110		29600	30000
	10000	993	1137	97.3	0.87	1.8	1250		30700	31100
	11200	993	1257	97.4	0.88	1.8	1380		31800	32200
YRKK1120-6	12500	993	1402	97.5	0.88	1.8	1670		35000	35500
	14000	993	1570	97.5	0.88	1.8	1750		36600	37100
	16000	993	1793	97.6	0.88	1.8	1840		38200	38700
	18000	993	2015	97.7	0.88	1.8	1930		39800	40300
YRKK710-8	1800	746	212	96.2	0.85	1.8	254		13400	13500
	2000	746	235	96.3	0.85	1.8	272		13800	13900
	2240	745	263	96.4	0.85	1.8	290		14200	14300
	2500	745	293	96.5	0.85	1.8	304		14600	14700
YRKK800-8	2800	745	328	96.6	0.85	1.8	530		21000	21200
	3150	746	372	96.6	0.85	1.8	620		21600	22200
	3550	745	416	96.7	0.85	1.8	670		22200	22400

Y 系列大型高压三相异步电动机 (机座号 710~1120)

Y Series Large Sized High Voltage Three-phase Induction Motors (H710~1120)

Y 系列大型高压三相异步电动机 (机座号 710~1120)

Y Series Large Sized High Voltage Three-phase Induction Motors (H710~1120)

YRKK (IP44、IP54、IP55、IP56) 系列技术数据 (6kV) 保证值

YRKK (IP44, IP54, IP55, IP56) series technical data (6kV) guarantee value

型号	额定功率 (kW)	额定转速 (r/min)	定子电流 (A)	额定效率 (%)	功率因数 $\cos \varphi$	最大转矩	转动惯量 $GD^2/4$ (kg·m ²)	参考重量 (kg)	
						额定转矩 T_m/T_n		电机 Jm	IP44 IP54,IP55,IP56
YRKK900-8	4000	745	462	96.8	0.86	1.8	890	24000	24300
	4500	744	520	96.9	0.86	1.8	960	24800	25100
	5000	744	577	96.9	0.86	1.8	1060	25600	25900
YRKK1000-8	5600	744	647	96.9	0.86	1.8	1490	27000	27400
	6300	744	727	97.0	0.86	1.8	1700	28200	28600
	7100	744	818	97.1	0.86	1.8	1880	29400	29800
	8000	744	922	97.1	0.86	1.8	2020	30600	31000
	9000	744	1024	97.2	0.87	1.8	2110	31800	32200
YRKK1120-8	10000	744	1137	97.3	0.87	1.8	2350	34000	34400
	11200	744	1272	97.4	0.87	1.8	2440	35600	36000
	12500	744	1418	97.5	0.87	1.8	2520	37200	37600
	14000	744	1587	97.6	0.87	1.8	2600	38800	39200
YRKK710-10	1400	596	171	95.9	0.82	1.8	460	15000	15400
	1600	596	196	95.9	0.82	1.8	480	15800	16200
	1800	596	220	96.0	0.82	1.8	500	16600	17000
	2000	595	241	96.1	0.83	1.8	520	17400	17800
YRKK800-10	2240	596	270	96.2	0.83	1.8	630	20000	20200
	2500	596	301	96.3	0.83	1.8	740	20600	20800
	2800	595	337	96.4	0.83	1.8	760	21200	21400
YRKK900-10	3150	595	374	96.4	0.84	1.8	990	23000	23300
	3550	595	421	96.5	0.84	1.8	1110	23800	24100
	4000	595	474	96.6	0.84	1.8	1230	24600	24900
	4500	595	534	96.6	0.84	1.8	1230	25400	25700
YRKK1000-10	5000	595	592	96.7	0.84	1.8	1590	26000	26400
	5600	595	663	96.7	0.84	1.8	1740	27000	27400
	6300	595	746	96.8	0.84	1.8	1930	28000	28400
	7100	595	840	96.8	0.84	1.8	2270	29000	29400
YRKK1120-10	8000	595	946	96.9	0.84	1.8	2660	31500	31900
	9000	595	1051	96.9	0.85	1.8	2780	32700	33100
	10000	595	1167	97.0	0.85	1.8	2980	33900	34300
	11200	595	1307	97.0	0.85	1.8	3100	25100	35500
YRKK710-12	1120	495	143	95.5	0.79	1.8	430	13000	13100
	1250	495	159	95.6	0.79	1.8	450	13400	13500
	1400	495	178	95.7	0.79	1.8	470	13800	13900
	1600	496	201	95.7	0.80	1.0	490	14200	14300
YRKK800-12	1800	495	226	95.8	0.80	1.8	590	19000	19200
	2000	495	251	95.9	0.80	1.8	670	19600	19800
	2240	496	281	96.0	0.80	1.8	750	20200	20400
YRKK900-12	2500	495	309	96.1	0.81	1.8	1060	21500	21800
	2800	495	346	96.2	0.81	1.8	1130	22300	22600
	3150	496	389	96.3	0.81	1.8	1300	23100	23400
YRKK1000-12	3550	495	437	96.4	0.81	1.8	1690	14500	24900
	4000	495	493	96.4	0.81	1.8	1800	25600	26000
	4500	495	555	96.4	0.81	1.8	1960	26700	27100
	5000	495	616	96.5	0.81	1.8	2100	27800	28200

YRKK (IP44、IP54、IP55、IP56) 系列技术数据 (6kV) 保证值

YRKK (IP44, IP54, IP55, IP56) series technical data (6kV) guarantee value

型号	额定功率 (kW)	额定转速 (r/min)	定子电流 (A)	额定效率 (%)	功率因数 $\cos \varphi$	最大转矩	转动惯量 $GD^2/4$ (kg·m ²)	参考重量 (kg)	
						额定转矩 T_m/T_n		电机 Jm	IP44 IP54,IP55,IP56
YRKK1120-12	5600	495	689	96.6	0.81	1.8	2520	30000	30500
	6300	495	765	96.7	0.82	1.8	2640	31000	32100
	7100	495	861	96.8	0.82	1.8	2760	33200	33700
	8000	495	969	96.9	0.82	1.8	2880	34800	35300
	9000	495	1089	97.0	0.82	1.8	3000	36400	36800
YRKK710-14	800	421	107	94.9	0.76	1.8	410	12500	12700
	900	421	120	95.0	0.76	1.8	460	12900	13100
	1000	421	133	95.2	0.76	1.8	520	13300	13500
	1120	421	149	95.2	0.76	1.8	590	13700	13900
YRKK800-14	1250	421	166	95.3	0.76	1.8	780	15500	15800
	1400	421	183	95.4	0.77	1.8	840	16100	16800
	1600	420	210	95.4	0.77	1.8	910	16700	17800
YRKK900-14	1800	420	236	95.3	0.77	1.8	1120	19500	19900
	2000	420	261	95.6	0.77	1.8	1240	20300	20900
	2240	420	293	95.7	0.77	1.8	1350	21100	21900
	2500	420	326	95.8	0.77	1.8	1550	21900	22900
	2800	420	365	95.9	0.77	1.8	1810	23000	23500
YRKK1000-14	3150	420	405	95.9	0.78	1.8	1920	24200	24700
	3550	420	456	96.0	0.78	1.8	2030	25400	25900
	4000	420	514	96.0	0.78	1.8	2130	20600	27100
	4500	420	578	96.0	0.78	1.8	2540	29000	29600
YRKK1120-14	5000	420	642	96.1	0.78	1.8	2630	30600	31200
	5600	420	709	96.2	0.79	1.8	2720	32200	32800
	6300	420	798	96.2	0.79	1.8	2840	33800	34400
	7100	420	898	96.3	0.79	1.8	2970	35400	35600
YRKK710-16	710	371	99	94.5	0.73	1.8	410	11800	11900
	800	372	111	94.6	0.73	1.8	440	12200	12300
	900	372	125	94.7	0.73	1.8	470	12600	12700
	1000	371	137	94.8	0.74	1.8	510	13000	13100
YRKK800-16	1120	371	153	94.9	0.74	1.8	610	14000	14200
	1250	372	171	95.0	0.74	1.8	710	14600	14800
	1400	372	191	95.1	0.74	1.8	790	15200	15400
YRKK900-16	1600	371	216	95.1	0.75	1.8	1110	18000	18200
	1800	372	243	95.2	0.75	1.8	1190	18000	19000
	2000	372	269	95.3	0.75	1.8	1260	19600	19800
	2240	371	301	95.4	0.75	1.8	1310	20400	20600
YRKK1000-16	2500	372	336	95.5	0.75	1.8	1660	22000	22400
	2800	372	376	95.6	0.75	1.8	1860	23200	23600
	3150	372	417	95.6	0.76	1.8	2060	24400	24800
	3550	372	470	95.7	0.76	1.8	2260	25600	26000
YRKK1120-16	4000	372	529	95.8	0.76	1.8	2640	27500	28000
	4500	372	594	95.9	0.76	1.8	2850	29100	29600
	5000	372	659	96.0	0.76	1.8	3060	30700	31200
	5600	372	738	96.1	0.76	1.8	3210	32300	32800

Y 系列大型高压三相异步电动机 (机座号 710~1120)

Y Series Large Sized High Voltage Three-phase Induction Motors (H710~1120)

Y 系列大型高压三相异步电动机 (机座号 710~1120)

Y Series Large Sized High Voltage Three-phase Induction Motors (H710~1120)

Y (IP23)、YKS (IP44、IP54、IP55、IP56)、YQF (IPW24) 系列技术数据 (10kV) 保证值

Y (IP23), YKS (IP44, IP54, IP55, IP56), YQF (IPW24) series technical data (6kV) guarantee value

型号	额定功率 (kW)	额定转速 (r/min)	定子电流 (A)	额定效率 (%)	功率因数 $\cos \varphi$	堵转电流 Ist/In	堵转转矩 Tst/Tn	最大转矩 Tm/Tn	转动惯量 GD ² /4 (kg·m ²)		参考重量 (kg)	
									电机 Jm	负载 J	Y,YQF	YKS
Y710-4	3150	1492	220	96.1	0.86	6.5	0.4	1.8	115	659.2	15500	15800
	3550	1492	248	96.1	0.86	6.5	0.4	1.8	130	742.5	15900	16200
	4000	1493	276	96.2	0.87	6.5	0.4	1.8	140	841.8	16300	16600
	4500	1493	310	96.2	0.87	6.5	0.4	1.8	155	949.6	16700	17000
Y800-4	5000	1493	345	96.3	0.87	6.5	0.4	1.8	200	1027.3	19500	19800
	5600	1493	386	96.3	0.87	6.5	0.4	1.8	230	1144.6	20200	20500
	6300	1483	434	96.4	0.87	6.5	0.4	1.8	250	1317.3	20900	21200
Y900-4	7100	1485	488	96.5	0.87	6.5	0.4	1.8	300	1461.6	22600	22300
	8000	1485	550	96.6	0.87	6.5	0.4	1.8	380	1604.9	27800	23100
	9000	1485	618	96.7	0.87	6.5	0.4	1.8	450	1783.0	23100	23900
Y1000-4	10000	1485	686	96.8	0.87	6.5	0.4	1.8	580	1901.1	24000	24530
	11200	1485	758	96.9	0.88	6.5	0.4	1.8	650	2128.8	25200	25560
	12500	1485	845	97.0	0.88	6.5	0.4	1.8	720	2381.4	26400	26760
	14000	1485	946	97.1	0.88	6.5	0.4	1.8	790	2683.5	27600	27960
Y1120-4	16000	1485	1080	97.2	0.88	6.5	0.4	1.8	890	3079.7	29400	29760
	18000	1485	1214	97.3	0.88	6.5	0.4	1.8	960	3505.9	31000	31370
	20000	1485	1347	97.4	0.88	6.5	0.4	1.8	1030	3932.2	32600	32970
	22400	1485	1507	97.5	0.88	6.5	0.4	1.8	1100	4457.6	34200	34570
Y710-6	2500	992	180	95.7	0.84	6.5	0.6	1.8	160	1925.0	14800	15000
	2800	988	201	95.8	0.84	6.5	0.6	1.8	180	2174.1	15200	15400
	3150	988	226	95.9	0.84	6.5	0.6	1.8	200	2448.4	15600	15000
	3550	991	254	96.0	0.84	6.5	0.6	1.8	220	2746.7	16000	16200
Y800-6	4000	998	286	96.1	0.84	6.5	0.6	1.8	300	2996.0	18400	18900
	4500	998	322	96.1	0.84	6.5	0.6	1.8	330	3378.0	19000	19500
	5000	998	357	96.2	0.84	6.5	0.6	1.8	370	3750.0	19600	20100
Y900-6	5600	989	391	96.2	0.86	6.5	0.6	1.8	450	4248.7	18200	18840
	6300	989	439	96.3	0.86	6.5	0.6	1.8	500	4786.1	19000	19370
	7100	989	494	96.4	0.86	6.5	0.6	1.8	600	5357.3	19800	20170
Y1000-6	8000	990	557	96.5	0.86	6.5	0.6	1.8	950	5748.9	21300	21670
	9000	990	625	96.6	0.86	6.5	0.6	1.8	1050	6486.3	22500	23030
	10000	990	694	96.7	0.86	6.5	0.6	1.8	1150	7223.7	23700	24230
	11200	990	759	96.8	0.88	6.5	0.6	1.8	1250	8128.5	24900	25430
Y1120-6	12500	990	846	96.9	0.88	6.5	0.6	1.8	1450	9017.1	24500	25030
	14000	990	947	97.0	0.88	6.5	0.6	1.8	1550	10173	26100	26740
	16000	990	1081	97.1	0.88	6.5	0.6	1.8	1650	11748	27700	28340
	18000	990	1215	97.2	0.88	6.5	0.6	1.8	1750	13323	29300	29940
Y710-8	1800	741	129	95.1	0.85	6.5	0.6	1.8	180	2510.4	13500	14100
	2000	741	143	95.2	0.85	6.5	0.6	1.8	190	2799.4	14000	14600
	2240	741	160	95.3	0.85	6.5	0.6	1.8	210	3138.1	145000	15100
	2500	741	178	95.4	0.85	6.5	0.6	1.8	240	3496.7	15000	15600
Y800-8	2800	742	199	95.5	0.85	6.5	0.6	1.8	320	3853.8	165000	16950
	3150	742	224	95.6	0.85	6.5	0.6	1.8	350	4345.6	17500	17450
	3550	742	252	95.7	0.85	6.5	0.6	1.8	390	4901.8	18500	18950
Y900-8	4000	742	280	95.8	0.86	6.5	0.6	1.8	850	5112.6	19500	20140
	4500	742	315	95.9	0.86	6.5	0.6	1.8	950	5758.0	20300	20940
	5000	742	350	96.0	0.86	6.5	0.6	1.8	1050	6403.3	21100	21740

Y (IP23)、YKS (IP44、IP54、IP55、IP56)、YQF (IPW24) 系列技术数据 (10kV) 保证值

Y (IP23), YKS (IP44, IP54, IP55, IP56), YQF (IPW24) series technical data (10kV) guarantee value

型号	额定功率 (kW)	额定转速 (r/min)	定子电流 (A)	额定效率 (%)	功率因数 $\cos \varphi$	堵转电流 Ist/In	堵转转矩 Tst/Tn	最大转矩 Tm/Tn	转动惯量 GD ² /4 (kg·m ²)		参考重量 (kg)	
									电机 Jm	负载 J	Y,YQF	YKS
Y1000-8	5600	741	391	96.1	0.86	6.5	0.6	1.8	1250	7120	27500	28500
	6300	741	440	96.2	0.86	6.5	0.6	1.8	1450	7966	28700	29700
	7100	741	495	96.3	0.86	6.5	0.6	1.8	1620	8992	29900	30900
	8000	741	557	96.4	0.86	6.5	0.6	1.8	1820	10137	31100	32100
	9000	741	619	96.5	0.87	6.5	0.6	1.8	2020	11432	32300	33300
Y1120-8	10000	741	687	96.6	0.87	6.5	0.6	1.8	2250	12697	34000	34600
	11200	741	769	96.7	0.87	6.5	0.6	1.8	2350	14390	35000	35600
	12500	741	857	96.8	0.87	6.5	0.6	1.8	2450	16234	36000	36600
	14000	741	959	96.9	0.87	6.5	0.6	1.8	2550	18376	37000	37600
Y710-10	1400	592	104	94.6	0.82	6	0.6	1.8	350	2928	13000	13450
	1600	592	119	94.7	0.82	6	0.6	1.8	400	3347	13500	13950
	1800	592	134	94.8	0.82	6	0.6	1.8	350	3865	14000	14450
	2000	592	148	94.9	0.82	6	0.6	1.8	400	4284	14500	14950
Y800-10	2240	590	166	95.0	0.82	6	0.6	1.8	590	4691	14500	15030
	2500	590	185	95.1	0.82	6	0.6	1.8	650	5244	15100	15740
	2800	590	207	95.2	0.82	6	0.6	1.8	730	5871	15700	16340
Y900-10	3150	593	230	95.3	0.83	6	0.6	1.8	980	6372	17500	18140
	3550	593	259	95.4	0.83	6	0.6	1.8	1120	7165	18300	18940
	4000	593	291	95.5	0.83	6	0.6	1.8	1300	8035	19100	19740
Y1000-10	4500	590	327	95.6	0.83	6	0.6	1.8	1300	9309	23540	24180
	5000	590	363	95.7	0.83	6	0.6	1.8	1400	10388	24740	25380
	5600	590	407	95.8	0.83	6	0.6	1.8	1500	11703	25940	26580
	6300	590	457	95.9	0.83	6	0.6	1.8	1600	13253	27140	27780
	7100	590	514	96.0	0.83	6	0.6	1.8	1700	15039	28340	28980
Y1120-10	8000	590	572	96.1	0.84	6	0.6	1.8	2000	16861	31000	31640
	9000	590	643	96.2	0.84	6	0.6	1.8	2300	18919	32600	33130
	10000	590	714	96.3	0.84	6	0.6	1.8	2600	20977	34200	34730
	11200	590	799	96.4	0.84	6	0.6	1.8	2900	23506	35800	36330
Y710-12	1120	493	88	94.1	0.78	6	0.6	1.8	350	3432	12500	12800
	1250	493	98	94.2	0.78	6	0.6	1.8	350	3871	13000	13300
	1400	493	110	94.3	0.78	6	0.6	1.8	380	4347	13500	13800
	1600	493	124	94.4	0.79	6	0.6	1.8	400	5003	14000	14500
Y800-12	1800	495	139	94.5	0.79	6	0.6	1.8	480	5549	13800	14440
	2000	495	155	94.6	0.79	6	0.6	1.8	550	6149	14400	15040
	2240	495	173	94.7	0.79	6	0.6	1.8	650	6853	15000	15640
Y900-12	2500	494	190	94.8	0.80	6	0.6	1.8	840	7568	16800	17440
	2800	494	213	94.9	0.80	6	0.6	1.8	920	8496	17600	18240
Y1000-12	3150	495	239	95.0	0.80	6	0.6	1.8	1350	9201	20000	20640
	3550	495	269	95.1	0.80	6	0.6	1.8	1500	10391	21200	21840
	4000	495	303	95.2	0.80	6	0.6	1.8	1650	11748	22400	23040
	4500	495	341	95.3	0.80	6	0.6	1.8	1800	13273	23600	24240
	5000	495	378	95.4	0.80	6	0.6	1.8	2000	14747	24800	25440

Y 系列大型高压三相异步电动机 (机座号 710~1120)

Y Series Large Sized High Voltage Three-phase Induction Motors (H710~1120)

Y 系列大型高压三相异步电动机 (机座号 710~1120)

Y Series Large Sized High Voltage Three-phase Induction Motors (H710~1120)

Y (IP23)、YKS (IP44、IP54、IP55、IP56)、YQF (IPW24) 系列技术数据 (10kV) 保证值

Y (IP23), YKS (IP44, IP54, IP55, IP56), YQF (IPW24) series technical data (10kV) guarantee value

型号	额定功率 (kW)	额定转速 (r/min)	定子电流 (A)	额定效率 (%)	功率因数 $\cos \varphi$	堵转电流 I_{st}/I_n	堵转转矩 T_{st}/T_n	最大转矩 T_m/T_n	转动惯量 $GD^2/4$ (kg·m ²)		参考重量 (kg)	
									电机 J_m	负载 J	Y, YQF	YKS
Y1120-12	5600	495	418	95.5	0.81	6	0.6	1.8	2100	16657	24200	24840
	6300	495	470	95.6	0.81	6	0.6	1.8	2300	18802	25800	26330
	7100	495	529	95.7	0.81	6	0.6	1.8	2550	21231	27400	27930
	8000	495	595	95.8	0.81	6	0.6	1.8	2800	23996	29000	29530
Y710-14	800	422	66	93.6	0.75	6	0.6	1.8	390	3297	12000	12250
	900	422	74	93.7	0.75	6	0.6	1.8	440	3708	12500	12750
	1000	422	82	93.8	0.75	6	0.6	1.8	490	4119	13000	13250
	1120	422	92	93.9	0.75	6	0.6	1.8	540	4622	13500	13750
Y800-14	1250	423	102	94.0	0.75	6	0.6	1.8	500	5233	13500	14030
	1400	423	113	94.1	0.76	6	0.6	1.8	550	5871	14100	14630
	1600	423	129	94.2	0.76	6	0.6	1.8	600	6739	14700	15230
Y900-14	1800	423	145	94.3	0.76	6	0.6	1.8	950	7306	16500	17030
	2000	423	161	94.4	0.76	6	0.6	1.8	1000	8173	17300	17830
	2240	423	180	94.5	0.76	6	0.6	1.8	1050	9224	18100	18630
Y1000-14	2500	422	201	94.6	0.76	6	0.6	1.8	1600	9921	20000	20640
	2800	422	225	94.7	0.76	6	0.6	1.8	1700	11204	21200	21730
	3150	422	252	94.8	0.76	6	0.6	1.8	1800	12717	22400	22930
	3550	422	284	94.9	0.76	6	0.6	1.8	1900	14460	23600	24130
	4000	422	320	95.0	0.76	6	0.6	1.8	2000	16434	24800	25330
Y1120-14	4500	422	355	95.1	0.77	6	0.6	1.8	2350	18388	24200	24730
	5000	422	394	95.2	0.77	6	0.6	1.8	2450	20593	25800	26330
	5600	422	441	95.3	0.77	6	0.6	1.8	2550	23258	27400	27930
	6300	422	495	95.4	0.77	6	0.6	1.8	2650	26384	29000	29530
Y710-16	710	370	60	93.3	0.73	6	0.6	1.8	420	3836	1500	11800
	800	370	68	93.4	0.73	6	0.6	1.8	470	4326	12000	12300
	900	370	76	93.5	0.73	6	0.6	1.8	520	4875	12500	12800
	1000	370	83	93.6	0.74	6	0.6	1.8	570	5425	13000	13300
Y800-16	1120	370	93	93.7	0.74	6	0.6	1.8	690	6024	13200	13730
	1250	370	104	93.8	0.74	6	0.6	1.8	750	6744	13800	14330
	1400	370	116	93.9	0.74	6	0.6	1.8	800	7593	14400	14930
Y900-16	1600	370	131	94.0	0.75	6	0.6	1.8	1050	8542	16200	16730
	1800	370	147	94.1	0.75	6	0.6	1.8	1180	9611	17000	17530
	2000	370	163	94.2	0.75	6	0.6	1.8	1320	10670	17800	18330
Y1000-16	2240	370	183	94.3	0.75	6	0.6	1.8	1850	11579	19500	20030
	2500	370	204	94.4	0.75	6	0.6	1.8	2050	12937	20700	21230
	2800	370	228	94.5	0.75	6	0.6	1.8	2300	14486	21900	22430
	3150	370	256	94.6	0.75	6	0.6	1.8	2500	16384	23100	23630
	3550	370	289	94.6	0.75	6	0.6	1.8	2700	18582	24300	24830
Y1120-16	4000	370	321	94.7	0.76	6	0.6	1.8	2800	21180	26800	27330
	4500	370	361	94.8	0.76	6	0.6	1.8	2900	24077	28400	28930
	5000	370	400	94.9	0.76	6	0.6	1.8	3000	26974	30000	30530
	5600	370	448	95.0	0.76	6	0.6	1.8	3100	30471	31600	32130

YKK (IP44、IP54、IP55、IP56) 系列技术数据 (10kV) 保证值

YKK (IP44, IP54, IP55, IP56) series technical data (10kV) guarantee value

型号	额定功率 (kW)	额定转速 (r/min)	定子电流 (A)	额定效率 (%)	功率因数 $\cos \varphi$	堵转电流 I_{st}/I_n	堵转转矩 T_{st}/T_n	最大转矩 T_m/T_n	转动惯量 $GD^2/4$ (kg·m ²)		参考重量 (kg)	
									电机 J_m	负载 J	IP44	IP54, IP55, IP56
YKK710-4	2800	1489	196	96.0	0.86	6.5	0.4	1.8	120	571	14500	14860
	3150	1484	220	96.1	0.86	6.5	0.4	1.8	140	643	14900	15260
	3550	1484	248	96.1	0.86	6.5	0.4	1.8	150	732	15300	15660
	4000	1484	276	96.2	0.87	6.5	0.4	1.8	165	829	15700	16060
	4500	1483	310	96.2	0.87	6.5	0.4	1.8	210	910	19600	19960
YKK800-4	5000	1483	345	96.3	0.87	6.5	0.4	1.8	240	1004	20200	20570
	5600	1483	386	96.3	0.87	6.5	0.4	1.8	260	1133	20800	21170
YKK900-4	6300	1485	434	96.4	0.87	6.5	0.4	1.8	310	1253	23600	23970
	7100	1485	488	96.5	0.87	6.5	0.4	1.8	390	1372	24400	24930
	8000	1485	550	96.6	0.87	6.5	0.4	1.8	460	1525	25200	25730
YKK1000-4	9000	1485	618	96.7	0.87	6.5	0.4	1.8	500	1733	28000	28530
	10000	1485	686	96.8	0.87	6.5	0.4	1.8	560	1921	29200	29560
	11200	1485	758	96.9	0.88	6.5	0.4	1.8	620	2159	30400	30760
	12500	1485	845	97.0	0.88	6.5	0.4	1.8	680	2421	31600	31960
YKK1120-4	14000	1485	946	97.1	0.88	6.5	0.4	1.8	720	2754	33000	33360
	16000	1485	1080	97.2	0.88	6.5	0.4	1.8	780	3190	34600	34970
	18000	1485	1214	97.3	0.88	6.5	0.4	1.8	840	3626	36200	36570
	20000	1485	1347	97.4	0.88	6.5	0.4	1.8	900	4063	37800	38170
YKK710-6	2240	991	161	95.6	0.84	6.5	0.6	1.8	150	1722	13200	13500
	2500	988	180	95.7	0.84	6.5	0.6	1.8	170	1932	13600	13900
	2800	988	201	95.8	0.84	6.5	0.6	1.8	190	2164	14000	14300
	3150	991	226	95.9	0.84	6.5	0.6	1.8	210	2422	14400	14700
YKK800-6	3550	998	254	96.0	0.84	6.5	0.6	1.8	310	2615	18500	19000
	4000	998	286	96.1	0.84	6.5	0.6	1.8	340	2956	19300	19800
	4500	998	322	96.1	0.84	6.5	0.6	1.8	380	3328	20100	20600
YKK900-6	5000	989	357	96.2	0.84	6.5	0.6	1.8	460	3735	21000	21640
	5600	989	391	96.2	0.86	6.5	0.6	1.8	510	4189	21800	22170
	6300	989	439	96.3	0.86	6.5	0.6	1.8	610	4676	22600	22970
YKK1000-6	7100	990	494	96.4	0.86	6.5	0.6	1.8	960	4985	25300	25670
	8000	990	557	96.5	0.86	6.5	0.6	1.8	1060	5639	26500	27030
	9000	990	625	96.6	0.86	6.5	0.6	1.8	1160	6376	27700	28230
	10000	990	694	96.7	0.86	6.5	0.6	1.8	1260	7114	28900	29430
YKK1120-6	11200	990	759	96.8	0.88	6.5	0.6	1.8	1460	7918	31200	31730
	12500	990	846	96.9	0.88	6.5	0.6	1.8	1560	8907	32800	33440
	14000	990	947	97.0	0.88	6.5	0.6	1.8	1660	10063	34400	35040
	16000	990	1081	97.1	0.88	6.5	0.6	1.8	1760	11638	36000	36640
YKK710-8	1600	741	114	95.0	0.85	6.5	0.6	1.8	180	2211	12100	13000
	1800	741	129	95.1	0.85	6.5	0.6	1.8	190	2500	12500	13400
	2000	741	143	95.2	0.85	6.5	0.6	1.8	200	2789	12900	13800
	2240	741	160	95.3	0.85	6.5	0.6	1.8	220	3128	13300	14200
YKK800-8	2500	742	178	95.4	0.85	6.5	0.6	1.8	330	3397	16500	18700
	2800	742	199	95.5	0.85	6.5	0.6	1.8	360	3814	17100	19500
	3150	742	224	95.6	0.85	6.5	0.6	1.8	400	4296	17700	20300
YKK900-8	3550	742	252	95.7	0.85	6.5	0.6	1.8	860	4432	20500	21030
	4000	742	280	95.8	0.86	6.5	0.6	1.8	960	5003	21300	21940
	4500	742	315	95.9	0.86	6.5	0.6	1.8	1060	5648	22100	22740

Y 系列大型高压三相异步电动机 (机座号 710~1120)

Y Series Large Sized High Voltage Three-phase Induction Motors (H710~1120)

Y 系列大型高压三相异步电动机 (机座号 710~1120)

Y Series Large Sized High Voltage Three-phase Induction Motors (H710~1120)

YKK (IP44, IP54, IP55, IP56) 系列技术数据 (10kV) 保证值

YKK (IP44, IP54, IP55, IP56) series technical data (10kV) guarantee value

型号	额定功率 (kW)	额定转速 (r/min)	定子电流 (A)	额定效率 (%)	功率因数 cos φ	堵转电流 Ist/In	堵转转矩 Tst/Tn	最大转矩 Tm/Tn	转动惯量 GD²/4 (kg·m²)		参考重量 (kg)	
									电机 Jm	负载 J	IP44	IP54,IP55,IP56
YKK1000-8	5000	741	350	96.0	0.86	6.5	0.6	1.8	1260	6213	24500	25140
	5600	741	391	96.1	0.86	6.5	0.6	1.8	1360	7010	24700	25340
	6300	741	440	96.2	0.86	6.5	0.6	1.8	1460	7956	25900	26540
	7100	741	495	96.3	0.86	6.5	0.6	1.8	1560	9052	27100	27740
	8000	741	557	96.4	0.86	6.5	0.6	1.8	1660	10297	28300	28940
YKK1120-8	9000	741	619	96.5	0.87	6.5	0.6	1.8	1780	11672	29540	30180
	10000	741	687	96.6	0.87	6.5	0.6	1.8	1880	13067	31140	31780
	11200	741	769	96.7	0.87	6.5	0.6	1.8	1980	14760	32740	33380
	12500	741	857	96.8	0.87	6.5	0.6	1.8	2100	16584	34340	34980
YKK710-10	1250	593	93	94.5	0.82	6.0	0.6	1.8	250	2667	11600	12100
	1400	592	104	94.6	0.82	6.0	0.6	1.8	310	2968	12000	12500
	1600	592	119	94.7	0.82	6	0.6	1.8	360	3387	12400	12900
	1800	592	134	94.8	0.82	6	0.6	1.8	410	3805	12800	13300
YKK800-10	2000	590	148	94.9	0.82	6	0.6	1.8	600	4115	16500	17030
	2240	590	166	95.0	0.82	6	0.6	1.8	660	4621	17100	17740
	2500	590	185	95.1	0.82	6	0.6	1.8	740	5154	17700	18340
YKK900-10	2800	593	207	95.2	0.82	6	0.6	1.8	1130	5405	19000	19600
	3150	593	230	95.3	0.83	6	0.6	1.8	1180	6172	19800	20400
	3550	593	259	95.4	0.83	6	0.6	1.8	1230	7055	20600	21200
YKK1000-10	4000	590	291	95.5	0.83	6	0.6	1.8	1350	8081	23000	23600
	4500	590	327	95.6	0.83	6	0.6	1.8	1450	9159	24000	24000
	5000	590	363	95.7	0.83	6	0.6	1.8	1550	10238	25000	25000
	5600	590	407	95.8	0.83	6	0.6	1.8	1560	11643	26000	26000
	6300	590	457	95.9	0.83	6	0.6	1.8	1660	13193	27000	27000
YKK1120-10	7100	590	514	96.0	0.83	6	0.6	1.8	1890	14849	30000	30750
	8000	590	572	96.1	0.84	6	0.6	1.8	1990	16871	31500	32250
	9000	590	643	96.2	0.84	6	0.6	1.8	2090	19129	33000	33750
	10000	590	714	96.3	0.84	6	0.6	1.8	2190	21387	34500	35250
YKK710-12	1000	493	79	94.0	0.78	6.0	0.6	1.8	340	3037	11800	12900
	1120	493	88	94.1	0.78	6	0.6	1.8	360	3422	12200	13400
	1250	493	98	94.2	0.78	6	0.6	1.8	390	3831	12600	13900
	1400	493	110	94.3	0.78	6	0.6	1.8	410	4317	13000	14400
YKK800-12	1600	495	124	94.4	0.79	6	0.6	1.8	490	4869	15800	16440
	1800	495	139	94.5	0.79	6	0.6	1.8	560	5469	16400	17040
	2000	495	155	94.6	0.79	6	0.6	1.8	650	6049	17000	17640
YKK900-12	2240	494	173	94.7	0.79	6	0.6	1.8	860	6673	18500	19000
	2500	494	190	94.8	0.80	6	0.6	1.8	940	7468	19300	19800
YKK1000-12	2800	495	213	94.9	0.80	6	0.6	1.8	1450	7928	21900	22300
	3150	495	239	95.0	0.80	6	0.6	1.8	1550	9001	23100	23500
	3550	495	269	95.1	0.80	6	0.6	1.8	1650	10241	24300	24700
	4000	495	303	95.2	0.80	6	0.6	1.8	1750	11648	25500	25900
	4500	495	341	95.3	0.80	6	0.6	1.8	1850	13223	26700	27100
YKK1120-12	5000	495	378	95.4	0.80	6	0.6	1.8	2000	14747	28500	29150
	5600	495	418	95.5	0.81	6	0.6	1.8	2100	16657	30100	30750
	6300	495	470	95.6	0.81	6	0.6	1.8	2200	18902	31700	32350
	7100	495	529	95.7	0.81	6	0.6	1.8	2300	21481	33300	33950

YKK (IP44, IP54, IP55, IP56) 系列技术数据 (10kV) 保证值

YKK (IP44, IP54, IP55, IP56) series technical data (10kV) guarantee value

型号	额定功率 (kW)	额定转速 (r/min)	定子电流 (A)	额定效率 (%)	功率因数 cos φ	堵转电流 Ist/In	堵转转矩 Tst/Tn	最大转矩 Tm/Tn	转动惯量 GD²/4 (kg·m²)		参考重量 (kg)	
									电机 Jm	负载 J	IP44	IP54,IP55,IP56
YKK710-14	710	422	58	93.5	0.75	6	0.6	1.8	370	2902	11500	15000
	800	422	66	93.6	0.75	6	0.6	1.8	400	3287	11900	15600
	900	422	74	93.7	0.75	6	0.6	1.8	420	3728	12300	16200
	1000	422	82	93.8	0.75	6	0.6	1.8	430	4179	12700	17500
YKK800-14	1120	423	92	93.9	0.75	6	0.6	1.8	490	4647	14500	18300
	1250	423	102	94.0	0.75	6	0.6	1.8	560	5173	15100	19100
	1400	423	113	94.1	0.76	6	0.6	1.8	650	5771	15700	21100
YKK900-14	1600	423	129	94.2	0.76	6	0.6	1.8	860	6479	17000	22300
	1800	423	145	94.3	0.76	6	0.6	1.8	940	7316	17800	24500
	2000	423	161	94.4	0.76	6	0.6	1.8	980	8193	18600	24700
YKK1000-14	2240	422	180	94.5	0.76	6	0.6	1.8	1450	8873	20500	25900
	2500	422	201	94.6	0.76	6	0.6	1.8	1550	9971	21700	29800
	2800	422	225	94.7	0.76	6	0.6	1.8	1650	11254	22900	29400
	3150	422	252	94.8	0.76	6	0.6	1.8	1750	12767	24100	31000
	3550	422	284	94.9	0.76	6	0.6	1.8	1850	14510	25300	32600
YKK1120-14	4000	422	320	95.0	0.76	6	0.6	1.8	2010	16424	27300	27830
	4500	422	355	95.1	0.77	6	0.6	1.8	2110	18628	26900	27430
	5000	422	394	95.2	0.77	6	0.6	1.8	2210	20833	30500	31030
	5600	422	441	95.3	0.77	6	0.6	1.8	2310	23498	32100	32630
YKK710-16	630	370	53	93.2	0.73	6	0.6	1.8	370	3407	11200	11730
	710	370	60	93.3	0.73	6	0.6	1.8	400	3856	11600	12130
	800	370	68	93.4	0.73	6	0.6	1.8	420	4376	12000	12530
	900	370	76	93.5	0.73	6	0.6	1.8	430	4965	12400	12930
YKK800-16	1000	370	83	93.6	0.74	6	0.6	1.8	490	5505	13800	14300
	1120	370	93	93.7	0.74	6	0.6	1.8	560	6154	14500	15000
	1250	370	104	93.8	0.74	6	0.6	1.8	650	6844	15200	15700
YKK900-16	1400	370	116	93.9	0.74	6	0.6	1.8	860	7533	10200	16700
	1600	370	131	94.0	0.75	6	0.6	1.8	940	8652	17000	17500
	1800	370	147	94.1	0.75	6	0.6	1.8	980	9811	17800	18300
YKK1000-16	2000	370	163	94.2	0.75	6	0.6	1.8	1450	10540	19500	20000
	2240	370	183	94.3	0.75	6	0.6	1.8	1550	11879	20700	21200
	2500	370	204	94.4	0.75	6	0.6	1.8	1650	13337	21900	22400
	2800	370	228	94.5	0.75	6	0.6	1.8	1750	15036	23100	23600
	3150	370	256	94.6	0.75	6	0.6	1.8	1850	17034	24300	24800
YKK1120-16	3550	370	289	94.6	0.75	6	0.6	1.8	2020	19262	26000	20500
	4000	370	321	94.7	0.76	6	0.6	1.8	2120	21860	27600	28100
	4500	370	361	94.8	0.76	6	0.6	1.8	2220	24757	29200	29700
	5000	370	400	94.9	0.76	6	0.6	1.8	2320	27654	30800	31300

Y 系列大型高压三相异步电动机 (机座号 710~1120)

Y Series Large Sized High Voltage Three-phase Induction Motors (H710~1120)

Y 系列大型高压三相异步电动机 (机座号 710~1120)

Y Series Large Sized High Voltage Three-phase Induction Motors (H710~1120)

YR (IP23)、YRKS (IP44、IP54、IP55、IP56)、YRQF (IPW24) 系列技术数据 (10kV) 保证值

YR (IP23), YRKS (IP44, IP54, IP55, IP56), YRQF (IPW24) series technical data (10kV) guarantee value

型号	额定 功率 (kW)	额定 转速 (r/min)	定子 电流 (A)	额定 效率 (%)	功率 因数 $\cos \varphi$	最大转矩 额定转矩 T_m/T_n	转动惯量 $GD^2/4$ ($\text{kg}\cdot\text{m}^2$)	参考重量 (kg)	
								电机 Jm	YR, YRQF YRKS
YR710-4	3150	1492	218	96.9	0.86	1.8	115	13600	14700
	3550	1492	246	96.9	0.86	1.8	130	14000	15100
	4000	1493	274	96.9	0.87	1.8	140	14400	15500
	4500	1493	308	96.9	0.87	1.8	155	14900	15900
YR800-4	5000	1493	342	97.0	0.87	1.8	200	17600	17960
	5600	1493	383	97.0	0.87	1.8	230	18200	18570
	6300	1483	431	97.1	0.87	1.8	250	18800	19170
YR900-4	7100	1485	485	97.2	0.87	1.8	300	20500	20870
	8000	1485	546	97.3	0.87	1.8	380	21300	21830
	9000	1485	614	97.3	0.87	1.8	450	22100	22630
YR1000-4	10000	1485	681	97.4	0.87	1.8	580	24000	24530
	11200	1485	754	97.5	0.88	1.8	650	25200	25560
	12500	1485	840	97.6	0.88	1.8	720	26400	26760
	14000	1485	940	97.7	0.88	1.8	790	27600	27960
YR1120-4	16000	1485	1074	97.7	0.88	1.8	890	29400	29760
	18000	1485	1208	97.8	0.88	1.8	960	31000	31370
	20000	1485	1340	97.9	0.88	1.8	1030	32600	32970
	22400	1485	1500	98.0	0.88	1.8	1100	34200	34570
YR710-6	2500	992	178	96.6	0.84	1.8	160	13900	14200
	2800	988	199	96.7	0.84	1.8	180	14200	14500
	3150	988	224	96.7	0.84	1.8	200	14500	14800
	3550	991	252	96.8	0.84	1.8	220	14800	15100
YR800-6	4000	998	284	96.9	0.84	1.8	300	14800	15330
	4500	998	319	96.9	0.84	1.8	330	15400	16040
	5000	998	355	96.9	0.84	1.8	370	16000	16640
YR900-6	5600	989	388	96.9	0.86	1.8	450	18200	18840
	6300	989	436	97.0	0.86	1.8	500	19000	19370
	7100	989	491	97.1	0.86	1.8	600	19800	20170
YR1000-6	8000	990	553	97.2	0.86	1.8	950	21300	21670
	9000	990	621	97.3	0.86	1.8	1050	22500	23030
	10000	990	690	97.3	0.86	1.8	1150	23700	24230
	11200	990	754	97.4	0.88	1.8	1250	24900	25430
YR1120-6	12500	990	841	97.5	0.88	1.8	1450	24500	25030
	14000	990	941	97.6	0.88	1.8	1550	26100	26740
	16000	990	1074	97.7	0.88	1.8	1650	27700	28340
	18000	990	1209	97.7	0.88	1.8	1750	29300	29940
YR710-8	1800	741	127	96.2	0.85	1.8	180	11500	12140
	2000	741	141	96.2	0.85	1.8	190	11900	12540
	2240	741	158	96.2	0.85	1.8	210	12300	12940
	2500	741	176	96.3	0.85	1.8	240	12700	13340
YR800-8	2800	742	197	96.4	0.85	1.8	320	14500	15140
	3150	742	222	96.4	0.85	1.8	350	15100	15630
	3550	742	250	96.5	0.85	1.8	390	15700	16230
YR900-8	4000	742	278	96.6	0.86	1.8	850	17500	18030
	4500	742	312	96.7	0.86	1.8	950	18300	18940
	5000	742	347	96.8	0.86	1.8	1050	19100	19740

YR (IP23)、YRKS (IP44、IP54、IP55、IP56)、YRQF (IPW24) 系列技术数据 (10kV) 保证值

YR (IP23), YRKS (IP44, IP54, IP55, IP56), YRQF (IPW24) series technical data (10kV) guarantee value

型号	额定 功率 (kW)	额定 转速 (r/min)	定子 电流 (A)	额定 效率 (%)	功率 因数 $\cos \varphi$	最大转矩 额定转矩 T_m/T_n	转动惯量 $GD^2/4$ ($\text{kg}\cdot\text{m}^2$)	参考重量 (kg)	
								电机 Jm	YR, YRQF YRKS
YR1000-8	5600	741	388	96.9	0.86	1.8	1250	20500	21140
	6300	741	436	96.9	0.86	1.8	1450	21500	22140
	7100	741	491	97.0	0.86	1.8	1620	22500	23140
	8000	741	553	97.1	0.86	1.8	1820	23500	24140
	9000	741	612	97.2	0.873	1.8	2020	24500	25140
YR1120-8	10000	741	682	97.3	0.87	1.8	2250	25500	26140
	11200	741	764	97.3	0.87	1.8	2350	26500	27140
	12500	741	852	97.4	0.87	1.8	2450	27500	28140
	14000	741	953	97.5	0.87	1.8	2550	28500	29140
YR710-10	1400	592	103	95.7	0.82	1.8	350	11500	11900
	1600	592	118	95.7	0.82	1.8	400	12000	12400
	1800	592	132	95.8	0.82	1.8	350	12500	12900
	2000	592	147	95.9	0.82	1.8	400	13000	13400
YR800-10	2240	590	164	96.0	0.82	1.8	590	14000	14600
	2500	590	183	96.0	0.82	1.8	650	14600	15200
	2800	590	205	96.1	0.82	1.8	730	15200	15800
YR900-10	3150	593	228	96.2	0.83	1.8	980	17000	17500
	3550	593	256	96.3	0.83	1.8	1120	17800	18300
	4000	593	289	96.4	0.83	1.8	1300	18600	18900
YR1000-10	4500	590	325	96.4	0.83	1.8	1300	20000	20600
	5000	590	360	96.5	0.83	1.8	1400	21000	21600
	5600	590	403	96.6	0.83	1.8	1500	22000	22600
	6300	590	453	96.7	0.83	1.8	1600	23000	23600
YR1120-10	7100	590	510	96.8	0.83	1.8	1700	24000	24600
	8000	590	567	96.9	0.84	1.8	2000	25000	25600
	9000	590	638	97.0	0.84	1.8	2300	26200	26800
	10000	590	708	97.1	0.84	1.8	2600	27400	28000
YR710-12	11200	590	792	97.2	0.84	1.8	2900	28600	29200
	1120	493	87	95.3	0.78	1.8	350	14500	15000
	1250	493	97	95.3	0.78	1.8	350	14900	15400
	1400	493	109	95.4	0.78	1.8	380	13300	15800
YR800-12	1600	493	122	95.5	0.79	1.8	400	13700	16200
	1800	495	138	95.6	0.79	1.8	480	13800	14440
	2000	495	153	95.6	0.79	1.8	550	14400	15040
	2240	495	171	95.7	0.79	1.8	650	15000	15640
YR900-12	2500	494	188	95.8	0.8	1.8	840	16800	17440
	2800	494	211	95.9	0.8	1.8	920	17600	18240
YR1000-12	3150	495	237	96.0	0.8	1.8	1350	20000	20640
	3550	495	267	96.0	0.8	1.8	1500	21200	21840
	4000	495	300	96.1	0.8	1.8	1650	22400	23040
	4500	495	338	96.2	0.8	1.8	1800	23600	24240
	5000	495	375	96.3	0.8	1.8	2000	24800	25440

Y 系列大型高压三相异步电动机 (机座号 710~1120)

Y Series Large Sized High Voltage Three-phase Induction Motors (H710~1120)

Y 系列大型高压三相异步电动机 (机座号 710~1120)

Y Series Large Sized High Voltage Three-phase Induction Motors (H710~1120)

YR (IP23)、YRKS (IP44、IP54、IP55、IP56)、YRQF (IPW24) 系列技术数据 (10kV) 保证值

YR (IP23), YRKS (IP44, IP54, IP55, IP56), YRQF (IPW24) series technical data (10kV) guarantee value

型号	额定 功率 (kW)	额定 转速 (r/min)	定子 电流 (A)	额定 效率 (%)	功率 因数 $\cos \varphi$	最大转矩 额定转矩 T_m/T_n	转动惯量 $GD^2/4$ ($\text{kg} \cdot \text{m}^2$)	参考重量 (kg)	
							电机 J_m	YR, YRQF	YRKS
YR1120-12	5600	495	414	96.4	0.81	1.8	2100	24200	24840
	6300	495	465	96.5	0.81	1.8	2300	25800	26330
	7100	495	524	96.6	0.81	1.8	2550	27400	27930
	8000	495	590	96.7	0.81	1.8	2800	29000	29530
YR710-14	800	422	65	94.9	0.75	1.8	390	10500	11140
	900	422	73	95.0	0.75	1.8	440	10900	11430
	1000	422	81	95.1	0.75	1.8	490	11300	11830
	1120	422	91	95.1	0.75	1.8	540	11700	12230
YR800-14	1250	423	101	95.2	0.75	1.8	500	13500	14030
	1400	423	112	95.2	0.76	1.8	550	14100	14630
	1600	423	128	95.3	0.76	1.8	600	14700	15230
YR900-14	1800	423	143	95.4	0.76	1.8	950	16500	17030
	2000	423	159	95.4	0.76	1.8	1000	17300	17830
	2240	423	178	95.5	0.76	1.8	1050	18100	18630
YR1000-14	2500	422	199	95.6	0.76	1.8	1600	20000	20640
	2800	422	222	95.7	0.76	1.8	1700	21200	21730
	3150	422	250	95.8	0.76	1.8	1800	22400	22930
	3550	422	282	95.8	0.76	1.8	1900	23600	24130
	4000	422	317	95.9	0.76	1.8	2000	24800	25330
YR1120-14	4500	422	351	96.0	0.77	1.8	2350	24200	24730
	5000	422	390	96.1	0.77	1.8	2450	25800	26330
	5600	422	436	96.2	0.77	1.8	2550	27400	27930
	6300	422	491	96.3	0.77	1.8	2650	29000	29530
YR710-16	710	370	59	94.6	0.73	1.8	420	10200	10730
	800	370	67	94.6	0.73	1.8	470	10600	11130
	900	370	75	94.7	0.73	1.8	520	11000	11530
	1000	370	82	94.8	0.74	1.8	570	11400	11930
YR800-16	1120	370	92	94.9	0.74	1.8	690	13200	13730
	1250	370	103	95.0	0.74	1.8	750	13800	14330
	1400	370	115	95.1	0.74	1.8	800	14400	14930
YR900-16	1600	370	130	95.1	0.75	1.8	1050	16200	16730
	1800	370	146	95.2	0.75	1.8	1180	17000	17530
	2000	370	162	95.3	0.75	1.8	1320	17800	18330
YR1000-16	2240	370	181	95.4	0.75	1.8	1850	19500	20030
	2500	370	202	95.5	0.75	1.8	2050	20700	21230
	2800	370	225	95.6	0.75	1.8	2300	21900	22430
	3150	370	254	95.6	0.75	1.8	2500	23100	23630
	3550	370	286	95.6	0.75	1.8	2700	24300	24830
YR1120-16	4000	370	318	95.7	0.76	1.8	2800	24500	25300
	4500	370	357	95.8	0.76	1.8	2900	26000	26800
	5000	370	396	95.9	0.76	1.8	3000	27500	28300
	5600	370	444	95.9	0.76	1.8	3100	29000	29800

YRKK (IP44、IP54、IP55、IP56) 系列技术数据 (10kV) 保证值

YRKK (IP44, IP54, IP55, IP56) series technical data (10kV) guarantee value

型号	额定 功率 (kW)	额定 转速 (r/min)	定子 电流 (A)	额定 效率 (%)	功率 因数 $\cos \varphi$	最大转矩 额定转矩 T_m/T_n	转动惯量 $GD^2/4$ ($\text{kg} \cdot \text{m}^2$)	参考重量 (kg)	
							电机 J_m	IP44	IP54, IP55, IP56
YRKK710-4	2800	1489	195	96.6	0.86	1.8	120	14500	14860
	3150	1484	219	96.7	0.86	1.8	140	14900	15260
	3550	1484	246	96.7	0.86	1.8	150	15300	15660
	4000	1484	275	96.7	0.87	1.8	165	15700	16060
YRKK800-4	4500	1483	309	96.7	0.87	1.8	210	22500	22800
	5000	1483	343	96.8	0.87	1.8	240	23100	23400
	5600	1483	384	96.8	0.87	1.8	260	23700	24000
YRKK900-4	6300	1485	432	96.8	0.87	1.8	310	24800	25100
	7100	1485	486	96.9	0.87	1.8	390	25600	25900
	8000	1485	547	97.0	0.87	1.8	460	26400	26700
YRKK1000-4	9000	1485	616	97.0	0.87	1.8	500	28000	28530
	10000	1485	683	97.1	0.87	1.8	560	29200	29560
	11200	1485	756	97.2	0.88	1.8	620	30400	30760
	12500	1485	843	97.3	0.88	1.8	680	31600	31960
YRKK1120-4	14000	1485	943	97.4	0.88	1.8	720	33000	33360
	16000	1485	1078	97.4	0.88	1.8	780	34600	34970
	18000	1485	1211	97.5	0.88	1.8	840	36200	36570
	20000	1485	1344	97.6	0.88	1.8	900	37800	38170
YRKK710-6	2240	991	152	96.4	0.88	1.8	150	11900	12270
	2500	988	170	96.4	0.88	1.8	170	12700	13070
	2800	988	199	96.5	0.84	1.8	190	13500	14030
	3150	991	224	96.5	0.84	1.8	210	14500	14670
YRKK800-6	3550	998	253	96.6	0.84	1.8	310	21200	21750
	4000	998	284	96.7	0.84	1.8	340	22100	22650
	4500	998	320	96.7	0.84	1.8	380	23000	23550
YRKK900-6	5000	989	355	96.7	0.84	1.8	460	21000	21640
	5600	989	389	96.7	0.86	1.8	510	21800	22170
	6300	989	437	96.8	0.86	1.8	610	22600	22970
YRKK1000-6	7100	990	492	96.9	0.86	1.8	960	25300	25670
	8000	990	554	97.0	0.86	1.8	1060	26500	27030
	9000	990	622	97.1	0.86	1.8	1160	27700	28230
	10000	990	691	97.2	0.86	1.8	1260	28900	29430
YRKK1120-6	11200	990	756	97.2	0.88	1.8	1460	31200	31730
	12500	990	843	97.3	0.88	1.8	1560	32800	33440
	14000	990	943	97.4	0.88	1.8	1660	34400	35040
	16000	990	1077	97.5	0.88	1.8	1760	36000	36640
YRKK710-8	1600	741	113	96.2	0.85	1.8	180	13000	13400
	1800	741	127	96.2	0.85	1.8	190	13500	13900
	2000	741	141	96.2	0.85	1.8	200	14000	14400
	2240	741	158	96.2	0.85	1.8	220	14500	14900
YRKK800-8	2500	742	176	96.3	0.85	1.8	330	21200	21700
	2800	742	197	96.4	0.85	1.8	360	22100	22600
	3150	742	222	96.4	0.85	1.8	400	23000	23500
YRKK900-8	3550	742	250	96.5	0.85	1.8	860	20500	21030
	4000	742	278	96.6	0.86	1.8	960	21300	21940
	4500	742	312	96.7	0.86	1.8	1060	22100	22740

Y 系列大型高压三相异步电动机 (机座号 710~1120)

Y Series Large Sized High Voltage Three-phase Induction Motors (H710~1120)

Y 系列大型高压三相异步电动机 (机座号 710~1120)

Y Series Large Sized High Voltage Three-phase Induction Motors (H710~1120)

YRKK (IP44, IP54, IP55, IP56) 系列技术数据 (10kV) 保证值

YRKK (IP44, IP54, IP55, IP56) series technical data (10kV) guarantee value

型号	额定功率 (kW)	额定转速 (r/min)	定子电流 (A)	额定效率 (%)	功率因数 $\cos \varphi$	最大转矩 额定转矩 T_m/T_n	转动惯量 $GD^2/4$ ($\text{kg} \cdot \text{m}^2$) 电机 J_m	参考重量 (kg)	
								IP44	IP54,IP55,IP56
YRKK1000-8	5000	741	347	96.8	0.86	1.8	1260	23500	24140
	5600	741	388	96.9	0.86	1.8	1360	24700	25340
	6300	741	436	96.9	0.86	1.8	1460	25900	26540
	7100	741	491	97.0	0.86	1.8	1560	27100	27740
	8000	741	553	97.1	0.86	1.8	1660	28300	28940
YRKK1120-8	9000	741	614	97.2	0.87	1.8	1780	29540	30180
	10000	741	682	97.3	0.87	1.8	1880	31140	31780
	11200	741	764	97.3	0.87	1.8	1980	32740	33380
	12500	741	852	97.4	0.87	1.8	2100	34340	34980
YRKK710-10	1250	593	92	95.7	0.82	1.8	250	12400	12930
	1400	592	103	95.7	0.82	1.8	310	12800	13330
	1600	592	118	95.7	0.82	1.8	360	13200	13730
	1800	592	132	95.8	0.82	1.8	410	13600	14130
YRKK800-10	2000	590	147	95.9	0.82	1.8	600	16500	17030
	2240	590	164	96.0	0.82	1.8	660	17100	17740
	2500	590	183	96.0	0.82	1.8	740	17700	18340
YRKK900-10	2800	593	205	96.1	0.82	1.8	1130	18800	19400
	3150	593	228	96.2	0.83	1.8	1180	19600	20200
	3550	593	256	96.3	0.83	1.8	1230	20400	21000
YRKK1000-10	4000	590	289	96.4	0.83	1.8	1350	22000	22600
	4500	590	325	96.4	0.83	1.8	1450	23200	23800
	5000	590	360	96.5	0.83	1.8	1550	24900	25000
	5600	590	403	96.6	0.83	1.8	1560	25600	26800
	6300	590	453	96.7	0.83	1.8	1660	26800	27400
YRKK1120-10	7100	590	510	96.8	0.83	1.8	1890	28300	28900
	8000	590	567	96.9	0.84	1.8	1990	29900	30500
	9000	590	638	96.9	0.84	1.8	2090	31500	32100
	10000	590	709	97.0	0.84	1.8	2190	33100	3700
YRKK710-12	1000	493	78	95.3	0.78	1.8	340	11800	12330
	1120	493	87	95.3	0.78	1.8	360	12200	12730
	1250	493	97	95.3	0.78	1.8	390	12600	13240
	1400	493	109	95.4	0.78	1.8	410	13000	13640
YRKK800-12	1600	495	122	95.5	0.79	1.8	490	15800	16440
	1800	495	138	95.6	0.79	1.8	560	16400	17040
	2000	495	153	95.6	0.79	1.8	650	17000	17640
YRKK900-12	2240	494	171	95.7	0.79	1.8	860	18200	18800
	2500	494	188	95.8	0.8	1.8	940	19000	19600
YRKK1000-12	2800	495	211	95.9	0.8	1.8	1450	20200	20800
	3150	495	237	96.0	0.8	1.8	1550	21400	22000
	3550	495	267	96.0	0.8	1.8	1650	22600	23200
	4000	495	300	96.1	0.8	1.8	1750	23800	24400
	4500	495	338	96.2	0.8	1.8	1850	25000	25600
YRKK1120-12	5000	495	374	96.6	0.8	1.8	2000	27000	27600
	5600	495	413	96.7	0.81	1.8	2100	28600	29200
	6300	495	464	96.8	0.81	1.8	2200	30200	30800
	7100	495	522	96.9	0.81	1.8	2300	31800	32400

YRKK (IP44, IP54, IP55, IP56) 系列技术数据 (10kV) 保证值

YRKK (IP44, IP54, IP55, IP56) series technical data (10kV) guarantee value

型号	额定功率 (kW)	额定转速 (r/min)	定子电流 (A)	额定效率 (%)	功率因数 $\cos \varphi$	最大转矩 额定转矩 T_m/T_n	转动惯量 $GD^2/4$ ($\text{kg} \cdot \text{m}^2$) 电机 J_m	参考重量 (kg)	
								IP44	IP54,IP55,IP56
YRKK710-14	710	422	53	94.8	0.81	1.8	370	11500	12140
	800	422	65	94.9	0.75	1.8	400	11900	12430
	900	422	73	95.0	0.75	1.8	420	12300	12830
	1000	422	81	95.1	0.75	1.8	430	12700	13230
YRKK800-14	1120	423	91	95.1	0.75	1.8	490	14500	15030
	1250	423	101	95.2	0.75	1.8	560	15100	15630
	1400	423	112	95.2	0.76	1.8	650	15700	16230
YRKK900-14	1600	423	128	95.3	0.76	1.8	860	17500	18030
	1800	423	143	95.4	0.76	1.8	940	18300	18830
	2000	423	159	95.5	0.76	1.8	980	19100	19630
YRKK1000-14	2240	422	178	95.6	0.76	1.8	1450	20000	20640
	2500	422	199	95.6	0.76	1.8	1550	21200	21730
	2800	422	222	95.7	0.76	1.8	1650	22400	22930
	3150	422	250	95.8	0.76	1.8	1750	23600	23130
	3550	422	281	95.9	0.76	1.8	1850	24800	24230
YRKK1120-14	4000	422	317	96.0	0.76	1.8	2010	26000	26530
	4500	422	351	96.0	0.77	1.8	2110	27600	28130
	5000	422	390	96.1	0.77	1.8	2210	29200	29730
	5600	422	436	96.2	0.77	1.8	2310	30800	31330
YRKK710-16	630	370	53	94.5	0.73	1.8	370	11200	11730
	710	370	59	94.6	0.73	1.8	400	11600	12130
	800	370	67	94.6	0.73	1.8	420	12000	12530
	900	370	75	94.7	0.73	1.8	430	12400	12930
YRKK800-16	1000	370	82	94.8	0.74	1.8	490	15200	14200
	1120	370	92	94.9	0.74	1.8	560	15800	14800
	1250	370	103	95.0	0.74	1.8	650	16400	15400
YRKK900-16	1400	370	115	95.1	0.74	1.8	860	19200	17300
	1600	370	130	95.1	0.75	1.8	940	20000	18000
	1800	370	146	95.2	0.75	1.8	980	20800	18700
YRKK1000-16	2000	370	162	95.3	0.75	1.8	1450	23500	20030
	2240	370	181	95.4	0.75	1.8	1550	24700	21230
	2500	370	202	95.5	0.75	1.8	1650	25900	22430
	2800	370	225	95.6	0.75	1.8	1750	27100	23630
	3150	370	253	95.7	0.75	1.8	1850	28300	24830
YRKK1120-16	3550	370	285	95.8	0.75	1.8	2020	32100	26530
	4000	370	317	95.9	0.76	1.8	2120	33700	28130
	4500	370	356	96.0	0.76	1.8	2220	35300	29730
	5000	370	395	96.1	0.76	1.8	2320	36900	31330

Y 系列大型高压三相异步电动机 (机座号 710~1120)

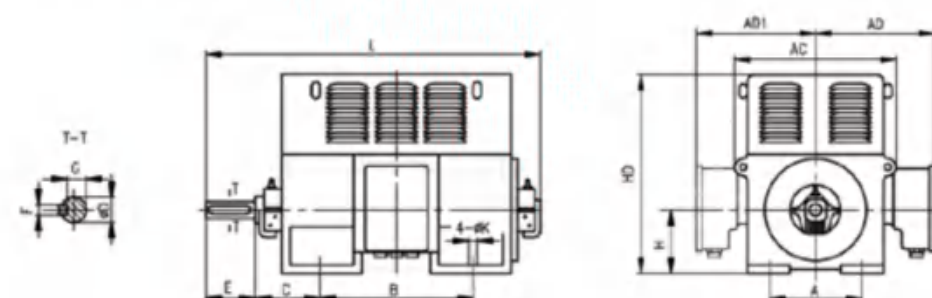
Y Series Large Sized High Voltage Three-phase Induction Motors (H710~1120)

9. 电动机外形及安装尺寸图

9. Dimension and Installation Size Drawing

Y (IP23), YQF(IPW24)710~1120 电动机安装及外形尺寸图

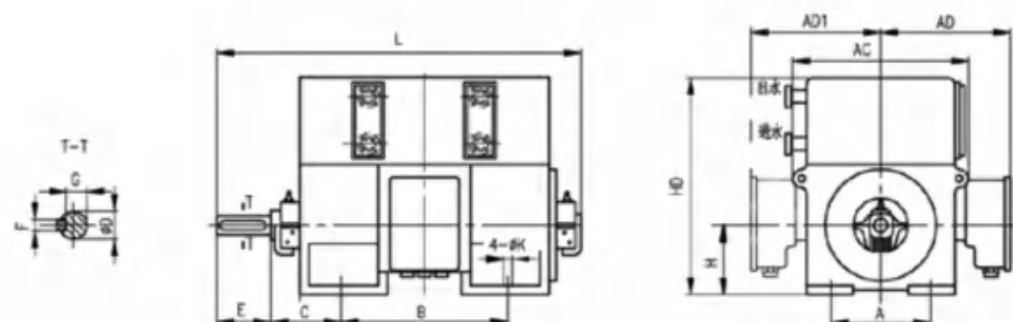
Dimension and installation size drawing of Y (IP23), YQF (IPW24) H710~1120



机座号 Frame No.	A	B	C	D	E	F	G	H	K	AD1	AD	AC	HD	L
710	1400±2.8	1800±2.8	530±4.2	200 ^{+0.046} _{+0.017}	350±0.70	45 ⁰ _{-0.062}	185 ⁰ _{-0.062}	710 ⁰ _{-1.5}	56	1370	1270	1980	2330	3200
800	1600±2.8	2000±2.8	530±4.2	220 ^{+0.046} _{+0.017}	350±0.70	50 ⁰ _{-0.062}	203 ⁰ _{-0.062}	800 ⁰ _{-1.5}	56	1500	1390	2300	2550	3420
900	1800±3.5	2240±3.5	600±4.2	250 ^{+0.046} _{+0.017}	410±0.77	56 ⁰ _{-0.074}	230 ⁰ _{-0.062}	900 ⁰ _{-1.5}	66	1600	1490	2500	2900	3850
1000	2000±3.5	2500±3.5	600±4.2	280 ^{+0.052} _{+0.020}	470±0.77	63 ⁰ _{-0.074}	260 ⁰ _{-0.062}	1000 ⁰ _{-1.5}	66	1695	1590	3460	3150	4170
1120	2240±3.5	2800±3.5	630±4.2	320 ^{+0.057} _{+0.021}	470±0.77	70 ⁰ _{-0.074}	298 ⁰ _{-0.062}	1120 ⁰ _{-1.5}	74	1780	1680	4350	3400	4570

YKS(IP44, IP54, IP55, IP56)710~1120 电动机安装及外形尺寸图

Dimension and installation size drawing of YKS 710~1120 (IP44, IP54, IP55, IP56)



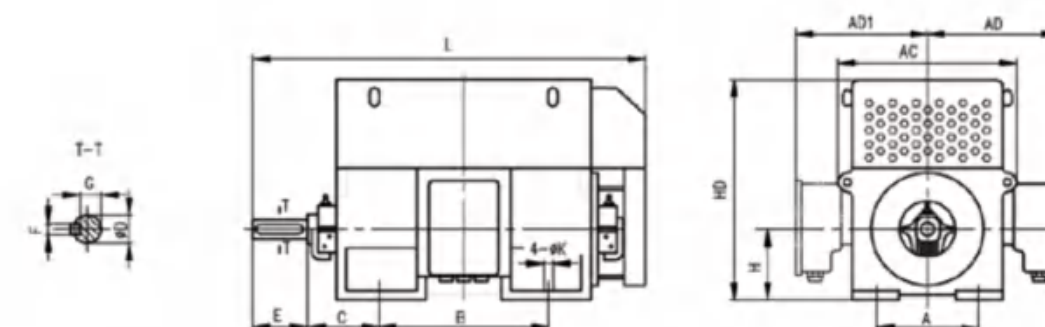
机座号 Frame No.	A	B	C	D	E	F	G	H	K	AD1	AD	AC	HD	L
710	1400±2.8	1800±2.8	530±4.2	200 ^{+0.046} _{+0.017}	350±0.70	45 ⁰ _{-0.062}	185 ⁰ _{-0.062}	710 ⁰ _{-1.5}	56	1370	1270	1980	2330	3200
800	1600±2.8	2000±2.8	530±4.2	220 ^{+0.046} _{+0.017}	350±0.70	50 ⁰ _{-0.062}	203 ⁰ _{-0.062}	800 ⁰ _{-1.5}	56	1500	1390	2300	2550	3420
900	1800±3.5	2240±3.5	600±4.2	250 ^{+0.046} _{+0.017}	410±0.77	56 ⁰ _{-0.074}	230 ⁰ _{-0.062}	900 ⁰ _{-1.5}	66	1600	1490	2500	2900	3850
1000	2000±3.5	2500±3.5	600±4.2	280 ^{+0.052} _{+0.020}	470±0.77	63 ⁰ _{-0.074}	260 ⁰ _{-0.062}	1000 ⁰ _{-1.5}	66	1695	1590	3460	3150	4170
1120	2240±3.5	2800±3.5	630±4.2	320 ^{+0.057} _{+0.021}	470±0.77	70 ⁰ _{-0.074}	298 ⁰ _{-0.062}	1120 ⁰ _{-1.5}	74	1780	1680	4350	3400	4570

Y 系列大型高压三相异步电动机 (机座号 710~1120)

Y Series Large Sized High Voltage Three-phase Induction Motors (H710~1120)

YKK (IP44, IP54, IP55, IP56)710~1120 电动机安装及外形尺寸图

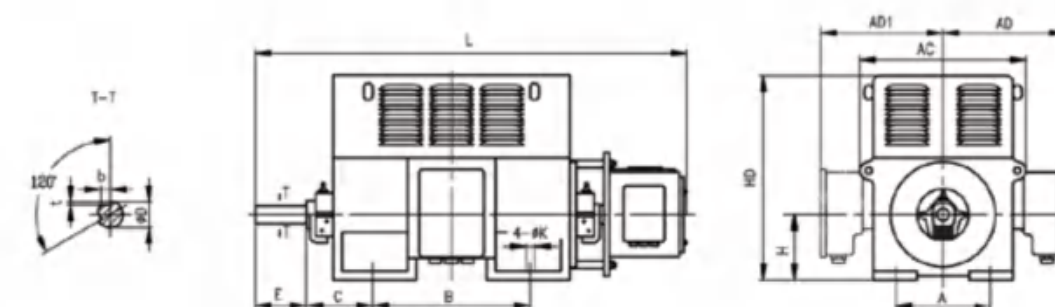
Dimension and installation size drawing of YKK 710~1120 (IP44, IP54, IP55, IP56)



机座号 Frame No.	A	B	C	D	E	F	G	H	K	AD1	AD	AC	HD	L
710	1400±2.8	1800±2.8	530±4.2	200 ^{+0.046} _{+0.017}	350±0.70	45 ⁰ _{-0.062}	185 ⁰ _{-0.062}	710 ⁰ _{-1.5}	56	1370	1270	1980	2330	3500
800	1600±2.8	2000±2.8	530±4.2	220 ^{+0.046} _{+0.017}	350±0.70	50 ⁰ _{-0.062}	203 ⁰ _{-0.062}	800 ⁰ _{-1.5}	56	1500	1390	2300	2550	3900
900	1800±3.5	2240±3.5	600±4.2	250 ^{+0.046} _{+0.017}	410±0.77	56 ⁰ _{-0.074}	230 ⁰ _{-0.062}	900 ⁰ _{-1.5}	66	1600	1490	2500	2900	4000
1000	2000±3.5	2500±3.5	600±4.2	280 ^{+0.052} _{+0.020}	470±0.77	63 ⁰ _{-0.074}	260 ⁰ _{-0.062}	1000 ⁰ _{-1.5}	66	1695	1590	3460	3150	4800
1120	2240±3.5	2800±3.5	630±4.2	320 ^{+0.057} _{+0.021}	470±0.77	70 ⁰ _{-0.074}	298 ⁰ _{-0.062}	1120 ⁰ _{-1.5}	74	1780	1680	4350	3400	5200

YR (IP23), YRQF(IPW24)710~1120 电动机安装及外形尺寸图

Dimension and installation size drawing of YR (IP23), YRQF (IPW24) H710~1120

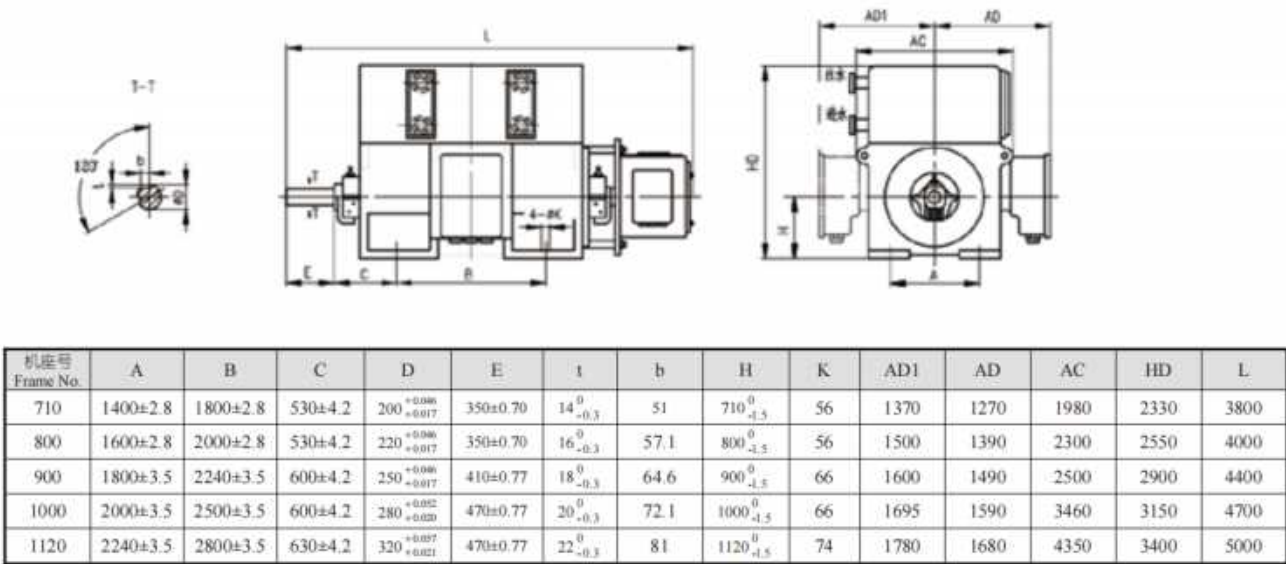


机座号 Frame No.	A	B	C	D	E	t	b	H	K	AD1	AD	AC	HD	L
710	1400±2.8	1800±2.8	530±4.2	200 ^{+0.046} _{+0.017}	350±0.70	14 ⁰ _{-0.3}	51	710 ⁰ _{-1.5}	56	1370	1270	1980	2330	3800
800	1600±2.8	2000±2.8	530±4.2	220 ^{+0.046} _{+0.017}	350±0.70	16 ⁰ _{-0.3}	57.1	800 ⁰ _{-1.5}	56	1500	1390	2300	2550	4000
900	1800±3.5	2240±3.5	600±4.2	250 ^{+0.046} _{+0.017}	410±0.77	18 ⁰ _{-0.3}	64.6	900 ⁰ _{-1.5}	66	1600	1490	2500	2900	4400
1000	2000±3.5	2500±3.5	600±4.2	280 ^{+0.052} _{+0.020}	470±0.77	20 ⁰ _{-0.3}	72.1	1000 ⁰ _{-1.5}	66	1695	1590	3460	3150	4700
1120	2240±3.5	2800±3.5	630±4.2	320 ^{+0.057} _{+0.021}	470±0.77	22 ⁰ _{-0.3}	81	1120 ⁰ _{-1.5}	74	1780	1680	4350	3400	5000

Y 系列大型高压三相异步电动机 (机座号 710~1120)

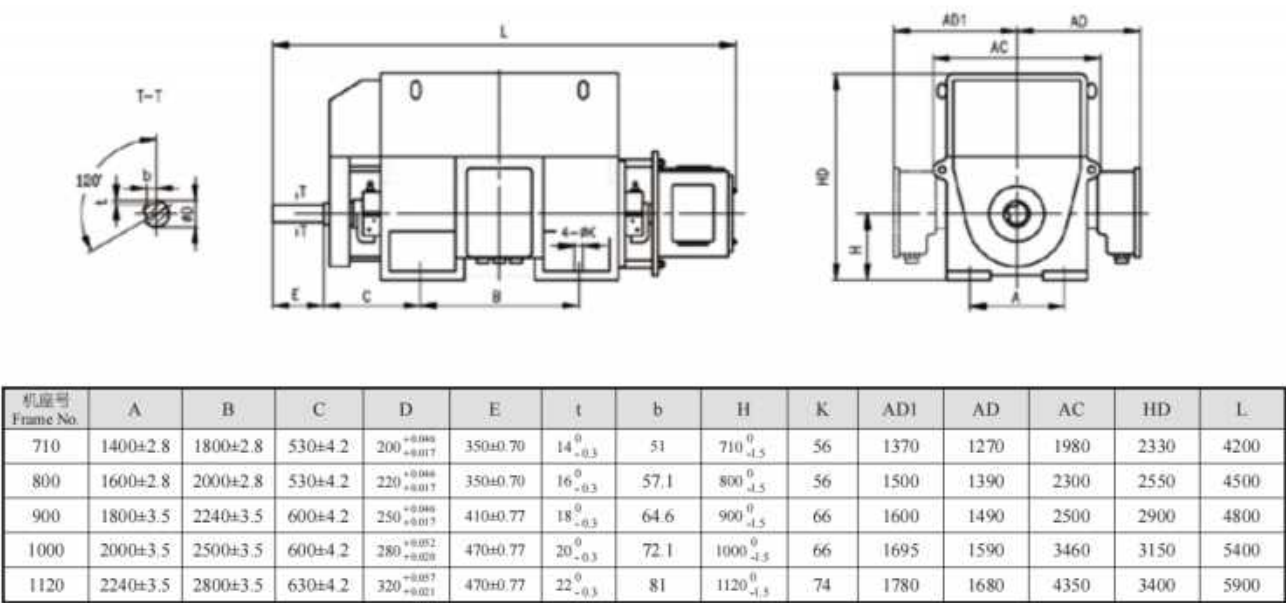
Y Series Large Sized High Voltage Three-phase Induction Motors (H710~1120)

YRKS(IP44、IP54、IP55、IP56)710~1120 电动机安装及外形尺寸图
Dimension and installation size drawing of YRKS 710~1120 (IP44, IP54, IP55, IP56)



YL 系列立式大型高压三相异步电动机
YL Series Large Sized High Voltage Vertical Type Three-phase Induction Motors

YRKK(IP44、IP54、IP55、IP56)710~1120 电动机安装及外形尺寸图
Dimension and installation size drawing of YRKK 710~1120 (IP44, IP54, IP55, IP56)



1. 概述

YL系列立式大型高压三相异步电动机系我公司，具有多年生产制造历史的核心产品，随着近几年电动机用绝缘材料性能的提高，低损耗硅钢片的应用，工艺水平的提升，设计的优化和改进，已经有条件降低电动机的各种损耗，从而使电动机容量增加，结合我公司多年长期的高压三相异步电动机系列设计制造的经验，重新按国家和行业需求最新优化设计，经过实验证明，新系列产品无论在技术性能和经济性能上都达到或接近世界先进水平。已大批量生产，远销多个国家和地区，深受用户欢迎。

本系列产品用料考究，制造精良，具有高效节能、噪声低、振动小、运行可靠、使用安装维修方便等优点。

本系列电动机的功率等级、电气性能和安装尺寸及公差均符合国家标准 GB755《旋转电机定额和性能》国际电工委员会标准 IEC34-1《旋转电机定额和性能》。

本系列电动机的外壳防护等级根据 GB4942.1 和 IEC34-5《旋转电机外壳防护等级》的标准为 IP23，如果用户需要其它防护等级可另行供货。

本系列电动机的冷却方法根据 GB/T1993 和 IEC34-6《旋转电机冷却方法》的标准为 IC01，如果用户需要其它冷却方法可另行供货。

本系列电动机的结构及安装型式为 IMV1 结构，符合 GB997 和 IEC34-7《电机结构及安装型式代号》的规定。

1. General

YL series vertical large-scale high-voltage three-phase asynchronous motor is the core product of our company with many years of manufacturing history. With the improvement of insulating material performance of the motor, the application of low-loss silicon steel sheet, the upgrading of technology level, the optimization and improvement of the design in the past few years, we have the conditions to reduce the loss of various kinds of motors, which can make the capacity of the motor increase, and the combination of the years of long-term experience in designing and manufacturing of the high-voltage three-phase asynchronous motor series of our company, the new series of products are re-designed according to the latest optimization of national and industry needs. Combined with our company's many years of long-term experience in the design and manufacture of high-voltage three-phase asynchronous motors, we have re-designed them according to the latest optimization of the national and industry needs, and after experiments, we have proved that the new series of products have reached or are close to the world's advanced level in terms of both technological and economic performance. The new series of products have been mass-produced and exported to many countries and regions, and are well received by users.

This series products adopt the high quality materials, good manufacturing process, have the characteristics of high efficiency, energy saving, small vibration, reliable operating and convenient for mounting and maintenance.

The power grade, electric property, mounting dimensions and tolerance are coincident with national standard GB755 Rotating Electric Motor Rating and Property, International Electrical Committee standard IEC34-1 Rotating Electric Motor Rating and Property and machinery industry standards etc.

The protections grade of this series of motor is IP23 in accordance with the standard of GB4942.1 and IEC34-5 Enclosure Protection Class of Rotating Electrical Machine. If the users need other protection class, we may also provide relevant products.

The cooling methods of this series of motor is IC01 in accordance with the standards of GB/T1993 and IEC34-6 Cooling Methods of Rotating Electrical Machine. If the users need other cooling methods, we may also provide relevant products.

The structure and Installation method of this series of motor is IMV1, and complies with the the specifications of GB997 and IEC 34-7 Motor Structure and Mounting Type Code

2. 使用范围

本系列电动机可用于驱动立式水泵及其它机械设备，在矿山、机械、石化行业、发电厂等各种工矿企业中作原动机使用。

电动机正常工作基本条件：

- (1) 海拔不超过 1000m；
- (2) 最高环境空气温度不超过 40℃；最低环境空气温度对采用滚动轴承的电动机为-15℃；对采用滑动轴承的电动机为 5℃；
- (3) 最湿月月平均最高相对湿度为 90%同时该月月平均最低温度不高于 25℃；
- (4) 电源频率为 50Hz±1%；
- (5) 工作电压变化范围不大于额定电压±5%；
- (6) 电动机定额为连续工作制 S1。

2. Application Ranges

This series of motor may be used for driving water pump and other mechanical equipment, and are applied as the prime mover in all industrial and mining enterprises such as the mine, machinery, petrochemical industry and power plant, etc.

Normal operation conditions for motors::

- (1) Sea level is not over 1000m;
- (2) The highest ambient temperature is not exceed 40°C; the lowest ambient temperature for motor with rolling bearing is -15°C, and for the motor with sliding bearing, the lowest ambient temperature is 5°C;
- (3) In moist month, the monthly overage highest relative humidity is 90%, at the same time, the monthly overage lowest temperature is not over 25°C;
- (4) The frequency of power source is 50Hz±1%;
- (5) The variation of work voltage is not over rated voltage±5%;
- (6) Motor rating is continuous operation system S1.

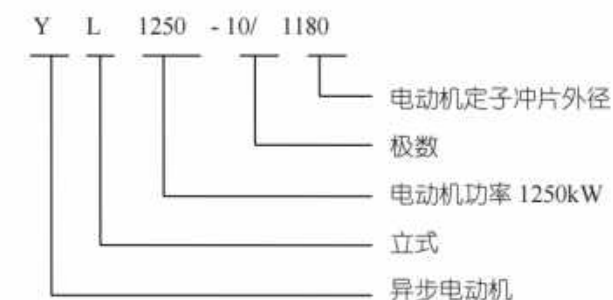
3. 型号说明

电动机型号按 GB4831 的规定由产品代号、规格代号二部分依次排列组成。产品代号由电机系列代号表示，含义如下

YL——立式鼠笼异步电动机；

规格代号为电动机的功率、极数和定子冲片外径。

示 例：



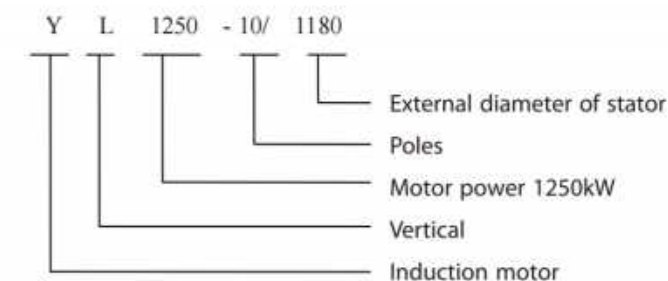
3. Type Description

The motor type is composed of the product code and size code in accordance with the regulations of GB4831. The product code is represented by the motor series code which meaning is show as belows:

YL——Vertical type squirrel cage rotor induction motor;

The size code is composed of the external diameter of stamped steel, power and pole quantity.

Example :



4. 结构说明

电动机采用圆形结构，机座和端盖均由钢板焊接制成，刚性好、重量轻。拆下防护罩后可以观察和触及电机内部，便于电动机的安装、维修。定子采用外压装结构。定子绕组采用 F 级绝缘材料和防晕材料，绕组端部固定采用特殊绑扎工艺、牢固可靠，整个定子采用真空压力浸渍 F 级无溶剂漆（VPI）处理。由此，电动机具有优良可靠的绝缘性能和防潮、抗冲击能力。

本系列电动机鼠笼转子既可采用铸铝转子，又可采用铜条转子，运行可靠。

根据电动机是否承受轴向推力或承受轴向推力的大小，电机上轴承结构有滚动轴承和滑动轴承两种型式，下轴承结构为滚动轴承。采用滚动轴承结构的电机均有不停机加油和排油装置。

主出线盒为密封结构，防护等级为 IP54。出线盒的进线孔可朝上、下、左、右四周转换。盒内有单独的接地端子。

4. Type Description

The medium sized motor employs the round structure, and the frame and end cover is welded with steel plate featuring the good stiffness and light weight. After removing the protective cover (or cooler), we may observe and touch the inside of the motor, which is convenient for the installation and maintenance of the motor. The stator employs the externally pressing structure. The stator winding employs the F-level insulation material and anti-corona material. The fixing of winding terminals employs the reliable special binding process. The whole stator employs the vacuum pressure impregnation F-level solventless paint (VPI) for treatment. Thus, the motor has the excellent and reliable insulation performance and the ability of damp-proof and shock resistance.

The squirrel rotor employs both cast aluminum and cooper, running reliably.

Whether the motor undertakes axial thrust or not and the size of axial pushing power, there are rolling bearings or sliding bearings to be used for upper bearing structure of motor. But only rolling bearing for lower bearing structure. The motor employing the rolling bearing structure has the oil filling and exhausting equipment without stopping the machine.

The main terminal box employs the sealed structure, and the protection class is IP54. The inlet holes of terminal box may be switched to the upper, down, left and right directions. The box has the separate grounding terminals.

5. 订货须知

请在订货时注明以下内容：

- (1) 电机型号：YL1250-10/1180
- (2) 额定频率：50Hz
- (3) 额定功率：1250kW
- (4) 额定电压：6kV
- (5) 极数：10 极
- (6) 防护等级：IP23
- (7) 冷却方法：IC01
- (8) 旋转方向：顺时针方向(面对电动机轴伸端看)

5. Order Information

Please specify the following items when placing the order:

- (1) Motor type: YL1250-10/1180
- (2) Rated frequency: 50Hz
- (3) Rated power: 1250kW
- (4) Rated voltage: 6kV
- (5) Poles: 10-pole
- (6) Protection class: IP23
- (7) Cooling method: IC01
- (8) Rotating direction: Clockwise (view facing shaft end of electrical motor)

6. 注意事项

- (1) 核查被驱动机械设备转动惯量；
- (2) 如工作条件有变化或其它特殊要求，需另签订技术协议方可签订货合同；
- (3) 样本内表中所列的技术性能数据均为保证值，供设计选用和定货时参考，但不能作考核标准，考核电动机的标准按相应的技术条件；
- (4) 随着技术的进步和有关国内外标准的修改，样本内技术数据及尺寸有所变动，不另行通知，订货后请向我公司索取正式外形图。

6. Notice

- (1) To check the moment of inertia of the driven machinery;
- (2) If working condition being changed or other special requirement, it is necessary to sign a technical agreement before ordering;
- (3) All technical property values shows in the sample table are design values, which close to the actual values and used as a reference for design and ordering, but may not be used as a checking standard, if there is necessary to check, it must be in accordance with relative technical specifications;
- (4) Due to the technology development and the revise of relative state standards, if here have any changes in the technical data, we would not prior notice. After ordering, please to ask for the formal outline drawing of our company.

7. 技术数据

7. Technical Data

YL 立式大型电机技术数据 (6kV) 保证值

YL series large sized vertical motor technical data (6kV) guarantee value

型号	额定功率 (kW)	额定转速 (r/min)	定子电流 (A)	额定效率 (%)	功率因数 $\cos \varphi$	堵转电流		堵转转矩		最大转矩 T_m/T_n	转动惯量 $G D^2/4$ ($\text{kg} \cdot \text{m}^2$)		参考重量 (kg)
						额定电流 I_{st}/I_n		额定转矩 T_{st}/T_n			电机 J_m	负载 J	
YL1250-10/1180	1250	595	157	94.6	0.81	6.0		0.6		1.8	350	2548	7500
YL1400-10/1180	1400	595	176	94.7	0.81	6.0		0.6		1.8	390	2855	8000
YL1600-10/1180	1600	595	201	94.8	0.81	6.0		0.6		1.8	430	3279	8500
YL1000-12/1180	1000	495	133	94.1	0.77	6.0		0.6		1.8	320	3029	7500
YL1120-12/1180	1120	496	149	94.2	0.77	6.0		0.6		1.8	360	3376	8000
YL800-14/1180	800	425	111	93.6	0.74	6.0		0.6		1.8	320	3315	12780
YL900-14-1180	900	425	125	93.7	0.74	6.0		0.6		1.8	360	3729	13200
YL1000-14/1180	1000	425	139	93.8	0.74	6.0		0.6		1.8	400	4144	13700
YL560-16/1180	560	372	80	93.0	0.72	6.0		0.6		1.8	400	2921	9150
YL630-16/1180	630	372	90	93.1	0.72	6.0		0.6		1.8	430	3306	9800
YL710-16/1180	710	372	102	93.2	0.72	6.0		0.6		1.8	460	3751	10450
YL450-18/1180	450	331	67	92.5	0.70	6.0		0.6		1.8	400	2971	12900
YL500-18/1180	500	331	74	92.6	0.70	6.0		0.6		1.8	430	3315	13750
YL560-18/1180	560	331	83	92.7	0.70	6.0		0.6		1.8	460	3735	14050
YL1800-10/1340	1800	595	223	94.9	0.82	6.0		0.6		1.8	490	3683	11350
YL2000-10/1340	2000	594	247	95.0	0.82	6.0		0.6		1.8	510	4142	12250
YL2240-10/1340	2240	593	276	95.1	0.82	6.0		0.6		1.8	530	4698	13200
YL1250-12/1340	1250	495	166	94.3	0.77	6.0		0.6		1.8	400	3787	10450
YL1400-12/1340	1400	495	183	94.4	0.78	6.0		0.6		1.8	440	4249	11350
YL1600-12/1340	1600	494	209	94.5	0.78	6.0		0.6		1.8	480	4901	12250
YL1120-14/1340	1120	425	153	93.9	0.75	6.0		0.6		1.8	440	4649	14050
YL1250-14/1340	1250	425	171	94.0	0.75	6.0		0.6		1.8	460	5220	14350
YL1400-14/1340	1400	425	191	94.1	0.75	6.0		0.6		1.8	480	5881	14550
YL800-16/1340	800	372	113	93.3	0.73	6.0		0.6		1.8	500	4244	11350
YL900-16/1340	900	372	127	93.4	0.73	6.0		0.6		1.8	600	4738	12250
YL1000-16/1340	1000	372	141	93.5	0.73	6.0		0.6		1.8	700	5231	13260
YL630-18/1340	630	331	93	92.8	0.70	6.0		0.6		1.8	500	4219	14350
YL710-18/1340	710	331	105	92.9	0.70	6.0		0.6		1.8	600	4718	14580
YL800-18/1340	800	331	117	93.0	0.71	6.0		0.6		1.8	700	5293	14850
YL500-20/1340	500	298	74	92.3	0.70	6.0		0.6		1.8	320	4301	12350
YL560-20/1340	560	298	83	92.4	0.70	6.0		0.6		1.8	360	4815	13100
YL630-20/1340	630	298	94	92.5	0.70	6.0		0.6		1.8	400	5422	14050
YL2500-10/1480	2500	593	304	95.2	0.83	6.0		0.6		1.8	620	5215	15500
YL2800-10/1480	2800	593	341	95.3	0.83	6.0		0.6		1.8	730	5805	16750
YL3150-10/1480	3150	594	383	95.4	0.83	6.0		0.6		1.8	840	6487	18000
YL1800-12/1480	1800	494	235	94.6	0.78	6.0		0.6		1.8	580	5473	14500
YL2000-12/1480	2000	494	257	94.7	0.79	6.0		0.6		1.8	660	6066	15500
YL2240-12/1480	2240	494	288	94.8	0.79	6.0		0.6		1.8	740	6793	16500
YL1600-14/1480	1600	425	215	94.2	0.76	6.0		0.6		1.8	580	6690	17100
YL1800-14/1480	1800	425	242	94.3	0.76	6.0		0.6		1.8	660	7519	17350
YL2000-14/1480	2000	425	268	94.4	0.76	6.0		0.6		1.8	740	8347	17600
YL1120-16/1480	1120	372	158	93.6	0.73	6.0		0.6		1.8	780	5862	15500
YL1250-16/1480	1250	372	176	93.7	0.73	6.0		0.6		1.8	850	6563	16800
YL1400-16/1480	1140	372	160	93.8	0.73	6.0		0.6		1.8	930	5831	18000

YL 系列立式大型高压三相异步电动机

YL Series Large Sized High Voltage Vertical Type Three-phase Induction Motors

YL 系列立式大型高压三相异步电动机

YL Series Large Sized High Voltage Vertical Type Three-phase Induction Motors

YL 立式大型电机技术数据 (6kV) 保证值

YL series large sized vertical motor technical data (6kV) guarantee value

型号	额定功率 (kW)	额定转速 (r/min)	定子电流 (A)	额定效率 (%)	功率因数 cos φ	堵转电流	堵转转矩	最大转矩	转动惯量 GD ² /4 (kg·m ²)		参考重量 (kg)
						额定电流 Ist/In	额定转矩 Tst/Tn	额定转矩 Tm/Tn	电机 Jm	负载 J	
YL900-18/1480	900	331	131	93.1	0.71	6.0	0.6	1.8	780	5962	17100
YL1000-18/1480	1000	331	145	93.2	0.71	6.0	0.6	1.8	860	6631	17350
YL1120-18/1480	1120	331	163	93.3	0.71	6.0	0.6	1.8	940	7450	17550
YL710-20/1480	710	298	105	92.6	0.70	6.0	0.6	1.8	430	6132	14350
YL800-20/1480	800	298	119	92.7	0.70	6.0	0.6	1.8	460	6933	14550
YL900-20/1480	900	298	133	92.8	0.70	6.0	0.6	1.8	500	7818	14850
YL3550-10/1660	3550	594	431	95.5	0.83	6.0	0.6	1.8	980	7277	20600
YL4000-10/1660	4000	594	485	95.6	0.83	6.0	0.6	1.8	1100	8204	21750
YL4500-10/1660	4500	594	545	95.7	0.83	6.0	0.6	1.8	1220	9247	23000
YL2500-12/1660	2500	495	321	94.8	0.79	6.0	0.6	1.8	820	7554	20600
YL2800-12/1660	2800	495	359	94.9	0.79	6.0	0.6	1.8	930	8448	21750
YL3150-12/1660	3150	495	404	94.9	0.79	6.0	0.6	1.8	1050	9501	22860
YL2240-14/1660	2240	425	300	94.4	0.76	6.0	0.6	1.8	820	9358	18450
YL2500-14/1660	2500	425	331	94.5	0.77	6.0	0.6	1.8	900	10459	19050
YL2800-14/1660	2800	425	370	94.6	0.77	6.0	0.6	1.8	980	11742	19750
YL1600-16/1660	1600	372	225	93.9	0.73	6.0	0.6	1.8	1100	8389	20600
YL1800-16/1660	1800	372	252	94.0	0.73	6.0	0.6	1.8	1180	9495	21750
YL2000-16/1660	2000	372	280	94.1	0.73	6.0	0.6	1.8	1250	10611	22880
YL1250-18/1660	1250	331	179	93.4	0.72	6.0	0.6	1.8	1100	8264	17950
YL1400-18/1660	1400	331	200	93.5	0.72	6.0	0.6	1.8	1180	9307	19050
YL1600-18/1660	1600	331	228	93.6	0.72	6.0	0.6	1.8	1250	10735	20450
YL1000-20/1660	1000	298	148	92.9	0.70	6.0	0.6	1.8	600	8642	15400
YL1120-20/1660	1120	298	166	93.0	0.70	6.0	0.6	1.8	700	9651	16200
YL1250-20/1660	1250	298	185	93.1	0.70	6.0	0.6	1.8	780	10772	17100
YL500-24/1660	500	248	75	92.0	0.70	6.0	0.6	1.8	1360	5312	20600
YL560-24/1660	560	248	84	92.1	0.7	6.0	0.6	1.8	1450	6023	21750
YL630-24/1660	630	248	94	92.2	0.70	6.0	0.6	1.8	1540	6867	23150
YL5000-10/1860	5000	595	599	95.7	0.84	6.0	0.6	1.8	1580	10011	24000
YL5600-10/1860	5600	595	670	95.8	0.84	6.0	0.6	1.8	1730	11252	25150
YL6300-10/1860	6300	595	753	95.8	0.84	6.0	0.6	1.8	1920	12685	26250
YL3550-12/1860	3550	495	455	95.0	0.79	6.0	0.6	1.8	1120	10771	24000
YL4000-12/1860	4000	495	506	95.1	0.80	6.0	0.6	1.8	1200	12198	25150
YL4500-12/1860	4500	495	569	95.1	0.80	6.0	0.6	1.8	1280	13793	26250
YL3150-14/1860	3150	425	416	94.6	0.77	6.0	0.6	1.8	1050	13263	21450
YL3550-14/1860	3550	425	462	94.7	0.78	6.0	0.6	1.8	1120	15010	22300
YL4000-14/1860	4000	425	521	94.8	0.78	6.0	0.6	1.8	1200	16975	23200
YL2240-16/1860	2240	372	309	94.2	0.74	6.0	0.6	1.8	1500	11785	24000
YL2500-16/1860	2500	372	345	94.2	0.74	6.0	0.6	1.8	1650	13177	25150
YL2800-16/1860	2800	372	386	94.3	0.74	6.0	0.6	1.8	1850	14756	26250
YL1800-18/1860	1800	331	257	93.7	0.72	6.0	0.6	1.8	1450	12033	223750
YL2000-18/1860	2000	331	285	93.8	0.72	6.0	0.6	1.8	1550	13432	25350
YL2240-18/1860	2240	331	319	93.9	0.72	6.0	0.6	1.8	1650	15129	26550
YL1400-20/1860	1400	298	204	93.2	0.71	6.0	0.6	1.8	900	12038	19350
YL1600-20/1860	1600	298	232	93.3	0.71	6.0	0.6	1.8	1040	13747	19950
YL1800-20/1860	1800	298	253	96.4	0.71	6.0	0.6	1.8	1180	15455	20650

YL 立式大型电机技术数据 (6kV) 保证值

YL series large sized vertical motor technical data (6kV) guarantee value

型号	额定功率 (kW)	额定转速 (r/min)	定子电流 (A)	额定效率 (%)	功率因数 cos φ	堵转电流	堵转转矩	最大转矩	转动惯量 GD ² /4 (kg·m ²)		参考重量 (kg)
						额定电流 Ist/In	额定转矩 Tst/Tn	额定转矩 Tm/Tn	电机 Jm	负载 J	
YL710-24/1860	710	248	106	92.3	0.70	6.0	0.6	1.8	1680	7794	25150
YL800-24/1860	800	248	119	92.4	0.70	6.0	0.6	1.8	1850	8825	26250
YL900-24/1860	900	248	134	92.5	0.70	6.0	0.6	1.8	2020	9989	27400
YL7100-10/2150	7100	595	849	95.8	0.84	6.0	0.6	1.8	2260	14199	27400
YL8000-10/2150	8000	595	956	95.9	0.84	6.0	0.6	1.8	2350	16196	29650
YL9000-10/2150	9000	595	1075	95.9	0.84	6.0	0.6	1.8	2440	18424	31900
YL5000-12/2150	5000	495	632	95.2	0.80	6.0	0.6	1.8	1680	15067	29650
YL5600-12/2150	5600	495	698	95.3	0.81	6.0	0.6	1.8	1790	16967	30850
YL6300-12/2150	6300	495	785	95.3	0.81	6.0	0.6	1.8	1900	19202	31900
YL4500-14/2150	4500	425	578	94.8	0.79	6.0	0.6	1.8	1570	18877	25450
YL5000-14/2150	5000	425	642	94.9	0.79	6.0	0.6	1.8	1680	21038	26000
YL5600-14/2150	5600	425	709	95.0	0.80	6.0	0.6	1.8	1790	23655	26550
YL3150-16/2150	3150	372	434	94.3	0.74	6.0	0.6	1.8	2050	16631	29650
YL3550-16/2150	3550	372	482	94.4	0.75	6.0	0.6	1.8	2230	18824	31900
YL4000-16/2150	4000	372	544	94.4	0.75	6.0	0.6	1.8	2410	21312	34200
YL2500-18/2150	2500	331	351	94.0	0.73	6.0	0.6	1.8	1850	16877	27750
YL2800-18/2150	2800	331	392	94.1	0.73	6.0	0.6	1.8	2000	18974	28950
YL3150-18/2150	3150	331	441	94.2	0.73	6.0	0.6	1.8	2150	21446	30150
YL2000-20/2150	2000	298	290	93.5	0.71	6.0	0.6	1.8	1250	17233	21850
YL2240-20/2150	2240	298	320	93.6	0.72	6.0	0.6	1.8	1380	19321	23000
YL2500-20/2150	2500	298	357	93.7	0.72	6.0	0.6	1.8	1530	21574	35540
YL1000-24/2150	1000	248	148	92.6	0.70	6.0	0.6	1.8	2210	11134	30250
YL1120-24/2150	1120	248	164	92.7	0.71	6.0	0.6	1.8	2320	12625	34160
YL1250-24/2150	1250	248	183	92.8	0.71	6.0	0.6	1.8	2430	14250	36450
YL10000-10/2600	10000	595	1179	96.0	0.85	6.0	0.6	1.8	2670	20512	34200
YL11200-10/2600	11200	595	1321	96.0	0.85	6.0	0.6	1.8	2750	23214	36450
YL12500-10/2600	12500	595	1473	96.1	0.85	6.0	0.6	1.8	2930	26048	38750
YL7100-12/2600	7100	495	884	95.4	0.81	6.0	0.6	1.8	2050	21731	34200
YL8000-12/2600	8000	495	984	95.4	0.82	6.0	0.6	1.8	2150	24646	35300
YL9000-12/2600	9000	495	1106	95.5	0.82	6.0	0.6	1.8	2250	27895	36450
YL6300-14/2600	6300	425	799	94.9	0.80	6.0	0.6	1.8	1950	26675	27750
YL7100-14/2600	7100	425	888	95.0	0.81	6.0	0.6	1.8	2250	30010	28950
YL8000-14/2600	8000	425	999	95.1	0.81	6.0	0.6	1.8	2550	33799	30100
YL4500-16/2600	4500	372	611	94.5	0.75	6.0	0.6	1.8	2640	24048	37500
YL5000-16/2600	5000	372	670	94.5	0.76	6.0	0.6	1.8	2800	26853	38450
YL5600-16/2600	5600	372	750	94.5	0.76	6.0	0.6	1.8	2950	30261	39600
YL3550-18/2600	3550	331	496	94.3	0.73	6.0	0.6	1.8	2340	24252	31500
YL4000-18/2600	4000	331	559	94.4	0.73	6.0	0.6	1.8	2530	27433	32850
YL4500-18/2600	4500	331	628	94.5	0.73	6.0	0.6	1.8	2740	30969	34300
YL2800-20/2600	2800	298	399	93.8	0.72	6.0	0.6	1.8	1750	24127	29750
YL3150-20/2600	3150	298	448	93.9	0.72	6.0	0.6	1.8	1900	27211	30950
YL3550-20/2600	3550	298	505	94.0	0.72	6.0	0.6	1.8	2050	30758	32100
YL1400-24/2600	1400	248	204	92.9	0.71	6.0	0.6	1.8	2580	16101	38700
YL1600-24/2600	1600	248	233	93.0	0.71	6.0	0.6	1.8	2650	18700	40500
YL1800-24/2600	1800	248	262	93.1	0.71	6.0	0.6	1.8	2740	21279	42350

YL 系列立式大型高压三相异步电动机

YL Series Large Sized High Voltage Vertical Type Three-phase Induction Motors

YL 系列立式大型高压三相异步电动机

YL Series Large Sized High Voltage Vertical Type Three-phase Induction Motors

YL 立式大型电机技术数据(10kV) 保证值

YL series large sized vertical motor technical data (10kV) guarantee value

型号	额定功率 (kW)	额定转速 (r/min)	定子电流 (A)	额定效率 (%)	功率因数 $\cos \varphi$	堵转电流			堵转转矩		最大转矩	转动惯量 GD ² /4 (kg·m ²)		参考重量 (kg)
						额定电流 I _{st} /I _n	额定转矩 T _{st} /T _n	额定转矩 T _m /T _n				电机 J _m	负载 J	
YL1000-10/1180	1000	592	77	94.1	0.80	6.0	0.6	1.8	276	2066	9300			
YL1120-10/1180	1120	592	86	94.2	0.80	6.0	0.6	1.8	306	2317	10400			
YL1250-10/1180	1250	590	96	94.3	0.80	6.0	0.6	1.8	350	2597	11350			
YL800-12/1180	800	495	65	93.8	0.76	6.0	0.6	1.8	298	2382	10400			
YL900-12/1180	900	496	73	93.9	0.76	6.0	0.6	1.8	321	2681	11350			
YL630-14/1180	630	425	54	93.1	0.73	6.0	0.6	1.8	365	2498	13300			
YL710-14/1180	710	425	60	93.2	0.73	6.0	0.6	1.8	380	2846	14100			
YL800-14/1180	800	425	68	93.3	0.73	6.0	0.6	1.8	400	3235	15100			
YL450-16/1180	450	370	40	92.5	0.71	6.0	0.6	1.8	336	2362	9300			
YL500-16/1180	500	370	44	92.6	0.71	6.0	0.6	1.8	365	2632	10400			
YL560-16/1180	560	370	49	92.7	0.71	6.0	0.6	1.8	395	2962	11350			
YL450-18/1180	450	331	40	92.4	0.70	6.0	0.6	1.8	420	2951	12250			
YL1400-10/1340	1400	590	106	94.4	0.81	6.0	0.6	1.8	400	2901	12250			
YL1600-10/1340	1600	590	121	94.5	0.81	6.0	0.6	1.8	450	3322	13950			
YL1800-10/1340	1800	590	136	94.6	0.81	6.0	0.6	1.8	500	3744	15650			
YL1000-12/1340	1000	495	81	94.0	0.76	6.0	0.6	1.8	380	2969	12250			
YL1120-12/1340	1120	495	89	94.1	0.77	6.0	0.6	1.8	400	3351	13300			
YL1250-12/1340	1250	494	99	94.2	0.77	6.0	0.6	1.8	480	3724	14540			
YL900-14/1340	900	425	75	93.4	0.74	6.0	0.6	1.8	510	3579	16200			
YL1000-14/1340	1000	425	83	93.5	0.74	6.0	0.6	1.8	530	4014	17300			
YL1120-14/1340	1120	425	93	93.6	0.74	6.0	0.6	1.8	620	4469	19000			
YL630-16/1340	630	370	55	92.8	0.71	6.0	0.6	1.8	420	3357	12250			
YL710-16/1340	710	370	62	92.9	0.71	6.0	0.6	1.8	470	3786	13280			
YL800-16/1340	800	370	70	93.0	0.71	6.0	0.6	1.8	520	4276	14350			
YL500-18/1340	500	331	45	92.5	0.70	6.0	0.6	1.8	470	3275	13350			
YL560-18/1340	560	331	50	92.6	0.70	6.0	0.6	1.8	520	3675	14100			
YL630-18/1340	630	331	56	92.7	0.70	6.0	0.6	1.8	570	4149	15100			
YL450-20/1340	450	298	40	92.0	0.70	6.0	0.6	1.8	520	3639	15100			
YL500-20/1340	500	298	45	92.1	0.70	6.0	0.6	1.8	570	4051	16200			
YL2000-10/1480	2000	593	149	94.7	0.82	6.0	0.6	1.8	590	4078	20600			
YL2240-10/1480	2240	593	166	94.8	0.82	6.0	0.6	1.8	650	4578	21730			
YL2500-10/1480	2500	590	186	94.8	0.82	6.0	0.6	1.8	730	5164	22860			
YL1400-12/1480	1400	494	111	94.3	0.77	6.0	0.6	1.8	550	4158	16250			
YL1600-12/1480	1600	494	125	94.4	0.78	6.0	0.6	1.8	650	4731	17800			
YL1800-12/1480	1800	494	141	94.5	0.78	6.0	0.6	1.8	840	5213	19500			
YL1250-14/1480	1250	425	103	93.7	0.75	6.0	0.6	1.8	730	4950	20600			
YL1400-14/1480	1400	425	115	93.8	0.75	6.0	0.6	1.8	750	5611	21750			
YL1600-14/1480	1600	425	131	93.9	0.75	6.0	0.6	1.8	980	6290	22860			
YL900-16/1480	900	370	79	93.1	0.71	6.0	0.6	1.8	570	4825	17980			
YL1000-16/1480	1000	370	87	93.2	0.71	6.0	0.6	1.8	590	5405	20050			
YL1120-16/1480	1120	370	98	93.3	0.71	6.0	0.6	1.8	750	5964	21750			
YL710-18/1480	710	331	63	92.8	0.70	6.0	0.6	1.8	690	4628	16200			
YL800-18/1480	800	331	71	92.9	0.70	6.0	0.6	1.8	750	5243	17300			
YL900-18/1480	900	331	80	93.0	0.70	6.0	0.6	1.8	800	5942	19000			

YL 立式大型电机技术数据 (10kV) 保证值

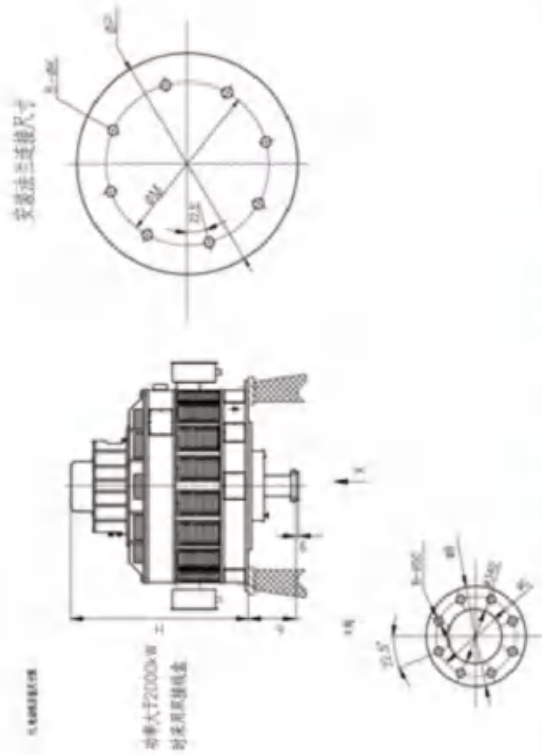
YL series large sized vertical motor technical data (10kV) guarantee value

型号	额定功率 (kW)	额定转速 (r/min)	定子电流 (A)	额定效率 (%)	功率因数 $\cos \varphi$	堵转电流	堵转转矩	最大转矩	转动惯量 GD ² /4 (kg·m ²)		参考重量 (kg)
						额定电流 I _{st} /I _n	额定转矩 T _{st} /T _n	额定转矩 T _m /T _n	电机 J _m	负载 J	
YL560-20/1480	560	298	50	92.3	0.70	6.0	0.6	1.8	750	4425	17300
YL630-20/1480	630	298	56	92.4	0.70	6.0	0.6	1.8	800	5022	19000
YL710-20/1480	710	298	63	92.5	0.70	6.0	0.6	1.8	860	5702	20600
YL2800-10/1660	2800	590	208	94.9	0.82	6.0	0.6	1.8	980	5621	25150
YL3150-10/1660	3150	590	234	94.9	0.82	6.0	0.6	1.8	1120	6307	27500
YL3550-10/1660	3550	590	263	95.0	0.82	6.0	0.6	1.8	1300	7070	31900
YL2000-12/1660	2000	495	157	94.5	0.78	6.0	0.6	1.8	920	5779	21500
YL2240-12/1660	2240	495	175	94.6	0.78	6.0	0.6	1.8	1010	6493	22700
YL2500-12/1660	2500	495	196	94.6	0.78	6.0	0.6	1.8	1350	7024	24200
YL16800-14/1660	1800	425	148	93.9	0.75	6.0	0.6	1.8	1100	7079	25150
YL2000-14/1660	2000	425	162	94.0	0.76	6.0	0.6	1.8	1220	7867	26250
YL2240-14/1660	2240	425	181	94.1	0.76	6.0	0.6	1.8	1220	8958	27400
YL1250-16/1660	1250	370	109	93.4	0.71	6.0	0.6	1.8	800	6694	22880
YL1400-16/1660	1400	370	120	93.5	0.72	6.0	0.6	1.8	860	7533	24000
YL1600-16/1660	1600	370	137	93.6	0.72	6.0	0.6	1.8	940	8652	25150
YL1000-18/1660	1000	331	89	93.1	0.70	6.0	0.6	1.8	860	6631	20600
YL1120-18/1660	1120	331	98	93.2	0.71	6.0	0.6	1.8	1020	7370	21750
YL1250-18/1660	1250	331	109	93.2	0.71	6.0	0.6	1.8	1180	8184	22860
YL800-20/1660	800	298	71	92.6	0.70	6.0	0.6	1.8	1050	6343	21750
YL900-20/1660	900	298	80	92.7	0.70	6.0	0.6	1.8	1180	7138	22860
YL1000-20/1660	1000	298	89	92.8	0.70	6.0	0.6	1.8	1320	7922	24100
YL450-24/1660	450	248	41	91.6	0.70	6.0	0.6	1.8	1250	4755	20600
YL500-24/1660	500	248	45	91.7	0.70	6.0	0.6	1.8	1400	5272	21750
YL4000-10/1860	4000	590	293	95.1	0.83	6.0	0.6	1.8	1400	8031	34180
YL4500-10/1860	4500	590	329	95.1	0.83	6.0	0.6	1.8	1500	9109	37000
YL5000-10/1860	5000	590	365	95.2	0.83	6.0	0.6	1.8	1600	10188	39750
YL2800-12/1860	2800	495	219	94.7	0.78	6.0	0.6	1.8	1500	7878	27250
YL3150-12/1860	3150	495	243	94.8	0.79	6.0	0.6	1.8	1650	8901	29000
YL3550-12/1860	3550	495	274	94.8	0.79	6.0	0.6	1.8	1800	10091	30850
YL2500-14/1860	2500	425	202	94.1	0.76	6.0	0.6	1.8	1580	9779	30250
YL2800-14/1860	2800	425	223	94.2	0.77	6.0	0.6	1.8	1730	10992	34160
YL3150-14/1860	3150	425	250	94.3	0.77	6.0	0.6	1.8	1920	12393	36450
YL1800-16/1860	1800	370	154	93.7	0.72	6.0	0.6	1.8	1050	9741	26250
YL2000-16/1860	2000	370	171	93.8	0.72	6.0	0.6	1.8	1180	10810	27380
YL2240-16/1860	2240	370	191	93.9	0.72	6.0	0.6	1.8	1320	12109	28500
YL1400-18/1860	1400	331	122	93.3	0.71	6.0	0.6	1.8	1320	9167	25150
YL1600-18/1860	1600	331	139	93.4	0.71	6.0	0.6	1.8	1500	10485	26250
YL1800-18/1860	1800	331	157	93.4	0.71	6.0	0.6	1.8	1670	11813	27400
YL1120-20/1860	1120	298	98	92.9	0.71	6.0	0.6	1.8	1650	8701	25150
YL1250-20/1860	1250	298	109	93.0	0.71	6.0	0.6	1.8	1850	9702	26250
YL1400-20/1860	1400	298	122	93.1	0.71	6.0	0.6	1.8	2050	10888	27400
YL560-24/1860	560	248	84	91.8	0.70	6.0	0.6	1.8	1680	5793	25150
YL630-24/1860	630	248	94	91.9	0.70	6.0	0.6	1.8	1850	6557	26250
YL710-24/1860	710	248	106	92.0	0.70	6.0	0.6	1.8	2020	7454	27400

YL 立式大型电机技术数据 (10kV) 保证值
YL series large sized vertical motor technical data (10kV) guarantee value

型号	额定功率 (kW)	额定转速 (r/min)	定子电流 (A)	额定效率 (%)	功率因数 $\cos \varphi$	堵转电流 额定电流	堵转转矩 额定转矩	最大转矩 额定转矩	转动惯量 $GD^2/4$ ($\text{kg} \cdot \text{m}^2$)		参考重量 (kg)
									电机 J_m	负载 J	
YL5600-10/2150	5600	590	409	95.3	0.83	6.0	0.6	1.8	1710	11493	42500
YL6300-10/2150	6300	590	460	95.3	0.83	6.0	0.6	1.8	1830	13023	45400
YL7100-10/2150	7100	590	518	95.4	0.83	6.0	0.6	1.8	1960	14779	47900
YL4000-12/2150	4000	495	308	94.9	0.79	6.0	0.6	1.8	2000	11398	34150
YL4500-12/2150	4500	495	342	95.0	0.80	6.0	0.6	1.8	2200	12873	36200
YL5000-12/2150	5000	495	380	95.0	0.80	6.0	0.6	1.8	2400	14347	38500
YL3550-14/2150	3550	425	3	94.3	0.78	6.0	0.6	1.8	2260	13870	38700
YL4000-14/2150	4000	425	314	94.4	0.78	6.0	0.6	1.8	2390	15785	41050
YL4500-14/2150	4500	425	348	94.5	0.79	6.0	0.6	1.8	2540	17907	43400
YL2500-16/2150	2500	370	213	93.9	0.72	6.0	0.6	1.8	1850	13137	31900
YL2800-16/2150	2800	370	239	94.0	0.72	6.0	0.6	1.8	2050	14736	34160
YL3150-16/2150	3150	370	265	94.1	0.73	6.0	0.6	1.8	2300	16584	36420
YL2000-18/2150	2000	331	174	93.5	0.71	6.0	0.6	1.8	1850	13132	30250
YL2240-18/2150	2240	331	195	93.6	0.71	6.0	0.6	1.8	2050	14729	34160
YL2500-18/2150	2500	331	1540	93.7	0.1	6.0	0.6	1.8	2300	16427	26450
YL1600-20/2150	1600	298	140	93.2	0.71	6.0	0.6	1.8	2300	12487	30250
YL1800-20/2150	1800	298	157	93.2	0.71	6.0	0.6	1.8	2420	14215	34160
YL2000-20/2150	2000	298	174	93.3	0.71	6.0	0.6	1.8	2510	15973	36450
YL800-24/2150	800	248	119	92.1	0.70	6.0	0.6	1.8	2210	8465	30250
YL900-24/2150	900	248	134	92.2	0.70	6.0	0.6	1.8	2320	9689	34160
YL1000-24/2150	1000	248	147	92.3	0.71	6.0	0.6	1.8	2430	10914	36450
YL8000-10/2600	8000	590	576	95.4	0.84	6.0	0.6	1.8	2140	16721	50400
YL9000-10/2600	9000	590	648	95.5	0.84	6.0	0.6	1.8	2270	18949	53100
YL10000-10/2600	10000	590	720	95.5	0.84	6.0	0.6	1.8	2400	21177	56200
YL5600-12/2600	5600	495	425	95.1	0.80	6.0	0.6	1.8	2750	16007	41500
YL6300-12/2600	6300	495	472	95.1	0.81	6.0	0.6	1.8	2980	18122	43200
YL7100-12/2600	7100	495	532	95.2	0.81	6.0	0.6	1.8	3240	20541	45700
YL5000-14/2600	5000	425	387	94.4	0.79	6.0	0.6	1.8	2780	19938	46500
YL5600-14/2600	5600	425	433	94.5	0.79	6.0	0.6	1.8	2920	22525	48500
YL6300-14/2600	6300	425	481	94.6	0.80	6.0	0.6	1.8	3100	25525	51000
YL3550-16/2600	3550	370	298	94.2	0.73	6.0	0.6	1.8	2500	18782	40680
YL4000-16/2600	4000	370	336	94.2	0.73	6.0	0.6	1.8	2740	21240	43800
YL4500-16/2600	4500	370	377	94.3	0.73	6.0	0.6	1.8	2980	23997	47150
YL2800-18/2600	2800	331	239	93.8	0.72	6.0	0.6	1.8	2420	18554	38700
YL2800-18/2600	3150	331	269	93.9	0.72	6.0	0.6	1.8	2510	21086	41200
YL3150-18/2600	3550	331	303	94.0	0.72	6.0	0.6	1.8	2630	23962	43500
YL2240-20/2600	2240	298	192	93.4	0.72	6.0	0.6	1.8	2630	18071	38700
YL2500-20/2600	2500	298	214	93.5	0.72	6.0	0.6	1.8	2710	20394	40500
YL2800-20/2600	2800	298	240	93.6	0.72	6.0	0.6	1.8	2820	23057	42350
YL1120-24/2600	1120	248	164	92.4	0.71	6.0	0.6	1.8	2580	12365	38700
YL1250-24/2600	1250	248	183	92.5	0.71	6.0	0.6	1.8	2650	14030	40500
YL1400-24/2600	1400	248	205	92.6	0.71	6.0	0.6	1.8	2740	15941	42350

8. YL 电动机安装及外形尺寸图
8. Dimension and Installation Size Drawing of YL Series Motor



电机型号	H	h	轴伸尺寸 Size of shaft extension		地脚安装尺寸 Size of bolts		
			B	C	P	M	K
1180	3200	600	500	420	1800	1600	42
1340	3300	600	500	420	2060	1800	48
1480	3500	700	500	420	2300	2000	48
1660	3600	800	550	438	2680	2200	56
1860	3800	800	550	438	2900	2400	56
2150	3900	850	550	438	3150	2800	56
2600	4000	900	550	438	3550	3150	56

J 系列中型三相异步电动机 (机座号 11[#]~15[#])

J Series Medium Sized Three-phase Induction Motors
(11[#]~15[#])

JK11 ~ 15 380V 6kV 10kV 三相异步电动机

JK11 ~ 15 380V 6kV 10kV Three-phase Induction Motors

JS2、JR2-355 ~ 400 380V 三相异步电动机

JS2, JR2-355 ~ 400 380V Three-phase Induction Motors

JS、JR11 ~ 15 380V 6kV 10kV 三相异步电动机

JS, JR11 ~ 15 380V 6kV 10kV Three-phase Induction Motors

JSL、JRL11 ~ 15 380V 6kV 10kV 三相异步电动机

JSL, JRL11 ~ 15 380V 6kV 10kV Three-phase Induction Motors

1. 概述

JK、JS、JR、JS2、JR2、JSL、JRL 系列中型电动机为驱动各种不同机械之用，如通风机，压缩机，水泵，破碎机，磨煤机，切削机床，运输机械及其他设备，并可供煤矿、机械工业、发电厂及各种工矿企业中作原动机之用。

1.General

JK, JS, JR, JS2, JR2, JSL, JRL series medium sized motor are used to drive various machines, such as the blowers, compressors, water pumps, breakers, coal grinder, cutting machine tools, transportation facilities, and other equipments, furthermore, it can be used as prime movers in the coal mines, machine building industry, power stations, and all kind of industrial and mining enterprises.

2. 电动机正常工作基本条件

- (1) 海拔不超过 1000m；
- (2) 最高环境空气温度不超过 40℃；最低环境空气温度为-15℃；
- (3) 最湿月月平均最高相对湿度为 90%，同时该月月平均最低温度不高于 25℃；
- (4) 电源频率为 50Hz±1%；
- (5) 工作电压变化范围不大于额定电压±5%；
- (6) 电动机定额为连续工作制 S1。

2 . Normal Operation Conditions For Motors

- (1) Sea level is not over 1000m;
- (2) The highest ambient temperature is not over 40°C and the lowest ambient temperature is -15°C;
- (3) In moist month, the monthly overage highest relative humidity is 90%, at the same time, the monthly overage lowest temperature is not over 25°C;
- (4) The frequency of power source is 50Hz±1%;
- (5) The variation of work voltage is not over rated voltage±5%;
- (6) Motor rating is continuous operation system S1.

J 系列中型三相异步电动机 (机座号 11[#]~15[#])

J Series Medium Sized Three-phase Induction Motors (11[#]~15[#])

J 系列中型三相异步电动机 (机座号 11[#]~15[#])

J Series Medium Sized Three-phase Induction Motors (11[#]~15[#])

3. 型号说明

电动机型号按 GB4831 的规定由产品代号、规格代号二部分依次排列组成。产品代号由电机系列代号表示，含义如下：

JK——鼠笼转子高速三相异步电动机

JS、JS2——鼠笼转子三相异步电动机

JR、JR2——绕线转子三相异步电动机

JSL——鼠笼型转子立式三相异步电动机

JRL——绕线型转子立式三相异步电动机

J 规格代号由机座号、系列序号、铁芯长度序号、极数组成。

3. Type Description

The motor type is composed of the product code and size code in accordance with the regulations of GB4831. The product code is represented by the motor series code which meaning is show as follows:

JK——squirrel cage rotor high speed three-phase induction motor

JS, JS2——squirrel cage rotor high speed three-phase induction motor

JR, JR2——Wound rotor three-phase induction motor

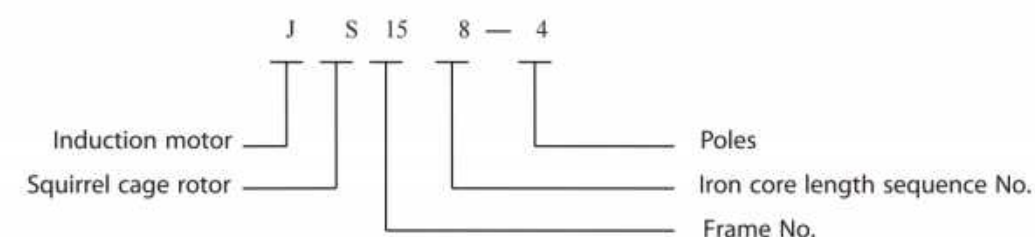
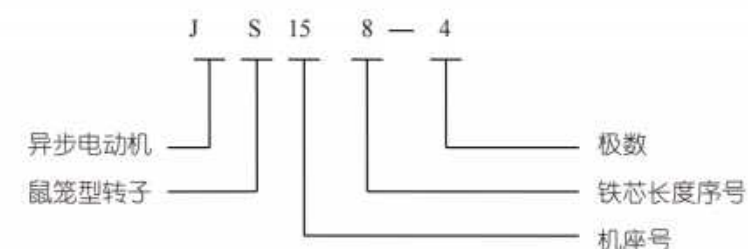
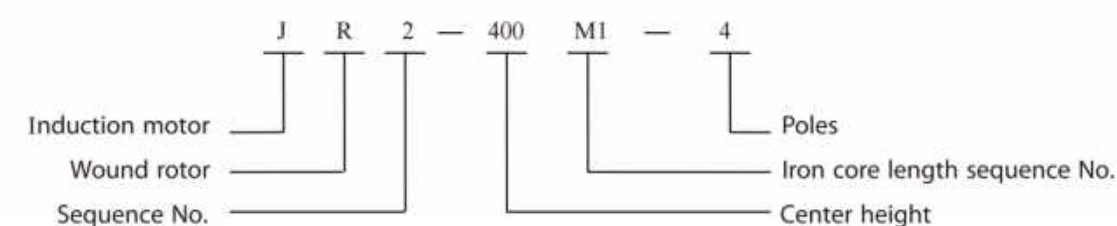
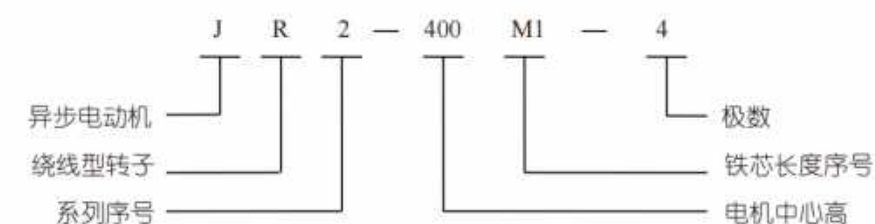
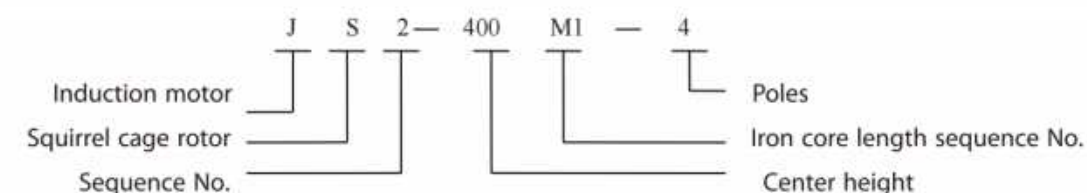
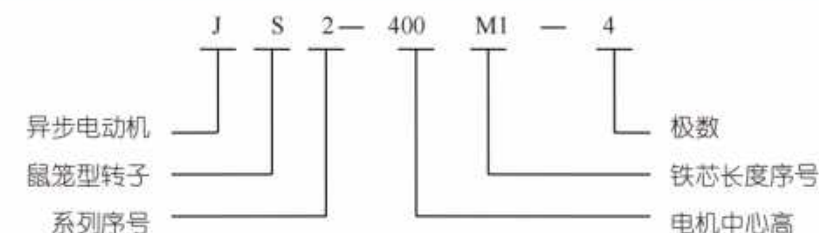
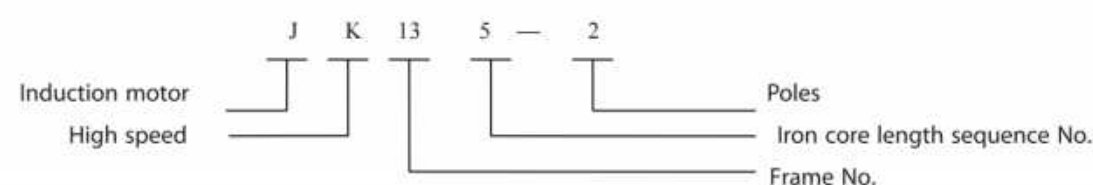
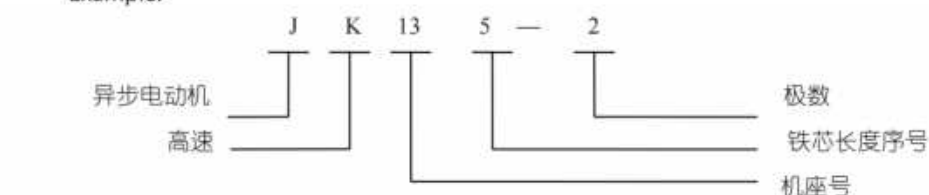
JSL——Squirrel cage rotor vertical three-phase induction motor

JRL——Wound rotor vertical three-phase induction motor

The size code is composed of frame number, series sequence number, iron core length sequence number and poles quantity.

示例:

Example:

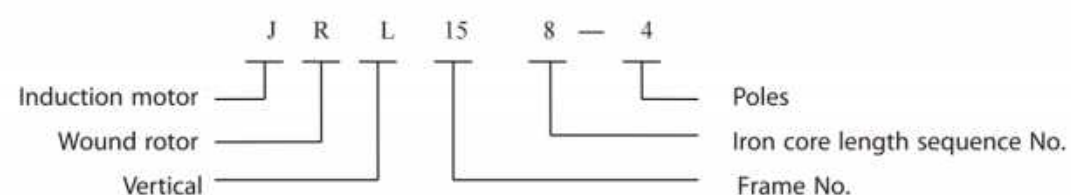
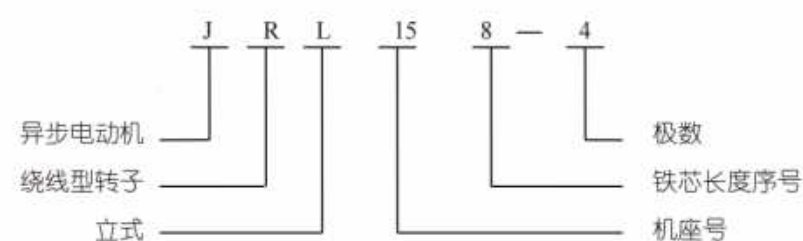
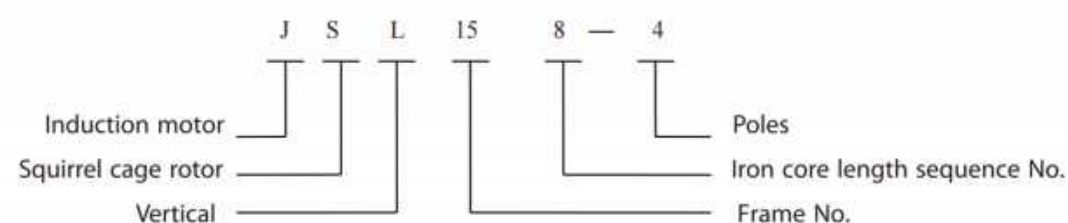
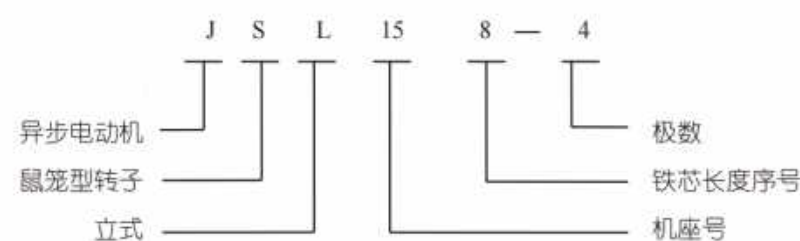
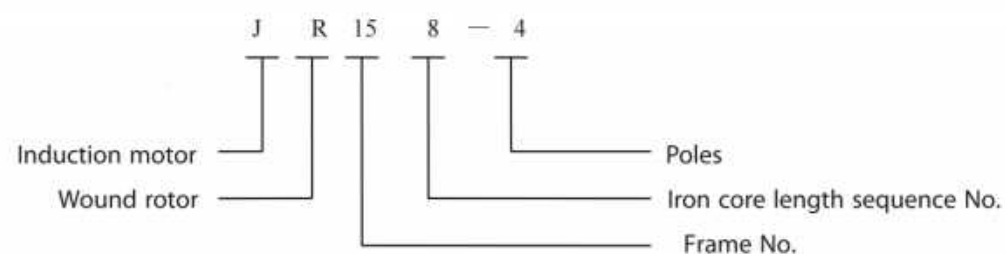
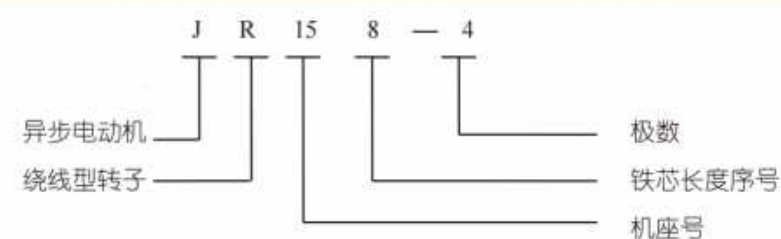


J 系列中型三相异步电动机 (机座号 11[#]~15[#])

J Series Medium Sized Three-phase Induction Motors (11[#]~15[#])

J 系列中型三相异步电动机 (机座号 11[#]~15[#])

J Series Medium Sized Three-phase Induction Motors (11[#]~15[#])



4. 结构说明

电动机的基本安装型式 IMB3 结构, 即具有两个端盖轴承和一个圆柱形轴伸, 可采用联轴器与被驱动机械连接。本系列电动机为防护式, JK 也可制成单轴伸电动机, JS、JS2 也可制成双轴伸电动机, 电动机允许全电压直接起动。

高压电动机定子线圈主绝缘采用环氧粉云母带包扎, 并经真空干燥处理, 整体压力浸渍无溶剂漆 JR、JR2 电动机均装有滑环, 滑环装在非工作轴伸上, 外有防护罩。电流自线圈经过轴孔中的电缆通到滑环和电刷, 防止电刷粉末沾污线圈, 减轻了线圈的维护工作。

4. Construction Description

The basic installation IMB3 construction with two racket bearings and one cylindrical shaft extension. The motor can be connected to the driven equipment with coupling. This series of motor is protective design, JK series motor with only shaft extension can also be supplied, JS, JS2 series motor with two shaft extensions can also be supplied. The motors are allowed to be started directly at full voltage.

As the main insulation epoxy mica-tapes are wrapping on the high voltage motor stator coil and the complete stator is impregnated with solventless varnish at vacuum pressure. JR, JR2 series motor are all equipped with slip rings which are mounted on the non-operated shaft extension with protective shield covering the slip ring. The current flows through the cable in the shaft hole from the coils to the slip ring and the carbon brushes. Thus contamination of the coils by the brush powder may be prevented so as to minimize the maintenance of the coils.

5. JK、JS 系列电动机的起动

鼠笼型异步电动机的转子采用了先进的计算技术来计算鼠笼转子的起动温升和应力,以防电动机因起动负载过重而导致电机早期损坏。建议用户核查:

- (1) 被驱动机械设备转动部分的转动惯量(折算到电动机转速后)应不超过技术数据表中(负载 J)项的数值
- (2) 用户的电网应保证电动机在起动过程中的电机端电压不低于额定电压的 85%;
- (3) 被传动机械的阻力矩特性为水泵、风机类阻力矩。

在上述条件下,电动机允许在实际冷状态下连续起动两次,电动机在两次起动之间为自然停车;或者在电动机热状态下起动一次。超出以上限制的再次起动电动机应在停车 1 小时以后。

如果需要电动机传动的机械转动部分的转动惯量超过技术数据表中的(负载 J)数值,或要求频繁起动电动机,或有可能带重负载起动的电动机,务必请事先和我公司联系协商,以便特殊设计,确保电动机的可靠起动。

5. Starting of JK, JS series motor

The squirrel cage rotor of induction motor have adopted the advanced computer technique to calculate the starting temperature and pressure of the squirrel rotor, thus avoid the motor's destroy at a early period because of the motor's overloaded while starting. So we suggest users to check the items as follows:

- (1) The moment of inertial (after being converted to motor's rotating speed) of the rotating part of the driven mechanical equipment should not over these values of (loading J) the technical table;
- (2) Customers should guarantee the voltage of electric network across the motor's terminals not lower than 85% of the rated value during starting;
- (3) The resistance moment feature of driven machines is the resistance moment feature of water pump and fan.

Under the above mentioned conditions, motor may be permitted to be started at actual cold condition for two times continuously, or at hot condition for once, the interval of two times starting is natural stoppage. The restarting of the motor over the above times should be one hour later.

If the moment of inertia of the mechanical rotating part of the driven machinery is over the value (loading J) of the technical data, or there is a requirement to start motor frequently, or it is possible to start the motor under heavy loading, it is necessary to contact with our company for negotiating about specific design so as to ensure the reliable start-up of motor.

6. 订货须知

请在订货时注明以下内容:

- (1) 电机型号: JS158-4
- (2) 额定频率: 50Hz
- (3) 额定功率: 680kW
- (4) 额定电压: 6kV
- (5) 极 数: 4 极
- (6) 出线盒位置: 电动机右侧 (面对电动机轴伸端看)

6. Order Information

Please specify the following items when placing the order:

- (1) Motor type: JS158-4
- (2) Rated frequency: 50Hz
- (3) Rated power: 680kW
- (4) Rated voltage: 6kV
- (5) Poles: 4-pole
- (6) Position of terminal box: Right side of the motor (view facing shaft end of electrical motor)

7. 注意事项

- (1) 查被驱动机械设备转动惯量(折算到电动机的转速后), 请查阅前述第 5 章: 鼠笼型电动机的起动;
- (2) 如工作条件有变化或其它特殊要求, 需另签订技术协议方可签订货合同;
- (3) 样本内表中所列的技术性能数据均为设计值, 与实际值接近, 供设计选用和定货时参考, 但不能作考核标准, 考核电动机的标准按相应的技术条件;
- (4) 随着技术的进步和有关国内外标准的修改, 样本内技术数据及尺寸有所变动, 不另行通知, 订货后请向我公司索取正式外形图。

7. Notice

- (1) To check the moment of inertia (after being converted to motor's rotating speed) of rotating part of the driven machinery, please to consult the content of the fifth section: The starting of squirrel cage type motor
- (2) If working condition being changed or other special requirement, it is necessary to sign a technical agreement before ordering.
- (3) All technical property values shows in the sample table are design values, which close to the actual values and used as a reference for design and ordering, but may not be used as a checking standard, if there is necessary to check, it must be in accordance with relative technical specifications;
- (4) Due to the technology development and the revise of relative state standards, if here have any changes in the technical data, we would not prior notice. After ordering, please to ask for the formal outline drawing of our company.

J 系列中型三相异步电动机 (机座号 11*~15*)
J Series Medium Sized Three-phase Induction Motors (11*~15*)

J 系列中型三相异步电动机 (机座号 11*~15*)
J Series Medium Sized Three-phase Induction Motors (11*~15*)

8. 技术数据
8. Technical Data

JK11~13-2 380V 系列技术数据 设计值
JK11~13-2 380V series technical data design value

型号	额定功率 (kW)	额定转速 (r/min)	定子电流 (A)	额定效率 (%)	功率因数 cos φ	堵转电流 额定电流 Ist/In	堵转转矩 额定转矩 Tst/Tn	最大转矩 额定转矩 Tm/Tn	转动惯量 GD²/4 (kg.m²)		参考重量 (kg)
									电机 Jm	负载 J	
JK111-2	100	2963	181	93.2	0.90	5.4	1.2	2.6	1	18	930
JK112-2	125	2964	227	92.6	0.90	5.5	1.3	2.6	1	24	1000
JK113-2	150	2964	268	94.0	0.90	5.7	1.4	2.6	1	32	1040
JK122-2	185	2972	329	93.5	0.91	6.1	1.4	2.7	2	38	1280
JK123-2	220	2966	390	93.8	0.91	5.1	1.2	2.4	2	39	1430
JK124-2	250	2963	442	94.4	0.91	5.7	1.5	2.5	3	55	1460
JK124-2	275	2969	481	94.4	0.92	5.9	1.6	2.6	3	64	1560
JK132-2	290	2970	522	93.8	0.90	5.7	1.2	2.8	6	48	1700
JK133-2	315	2970	558	94.2	0.91	6.3	1.4	3.1	6	62	1800
JK134-2	350	2974	620	94.3	0.91	6.4	1.5	3.0	7	74	2250
JK134-2	360	2974	637	94.3	0.91	6.2	1.4	2.9	7	71	2275
JK135-2	400	2980	707	94.4	0.91	6.2	1.4	2.9	7	79	2310
JK135-2	440	2980	777	94.5	0.91	6.2	1.4	2.9	7	88	2350
JK135-2	500	2980	882	94.6	0.91	6.2	1.4	2.9	7	101	2400
JK135-2	550	2980	970	94.7	0.91	6.2	1.4	2.9	7	112	2450

JK13~15-2 6kV 系列技术数据 设计值
JK13~15-2 6kV series technical data design value

型号	额定功率 (kW)	额定转速 (r/min)	定子电流 (A)	额定效率 (%)	功率因数 cos φ	堵转电流 额定电流 Ist/In	堵转转矩 额定转矩 Tst/Tn	最大转矩 额定转矩 Tm/Tn	转动惯量 GD²/4 (kg.m²)		参考重量 (kg)
									电机 Jm	负载 J	
JK132-2	220	2970	25.2	93.5	0.90	5.4	1.2	2.7	6	36	2090
JK132-2	250	2973	28.8	93.7	0.89	5.8	1.3	2.9	6	44	2100
JK133-2	280	2979	32.7	93.7	0.88	6.7	1.5	3.5	6	58	2110
JK133-2	290	2978	33.8	93.8	0.88	6.0	1.4	3.4	6	58	2110
JK133-2	315	2976	36.7	93.9	0.88	6.0	1.3	3.1	6	57	2110
JK134-2	350	2976	40.6	94.2	0.88	6.0	1.4	3.0	6	67	2250
JK134-2	355	2975	41.2	94.2	0.88	5.9	1.3	3.0	6	67	2250
JK135-2	400	2977	46.2	94.6	0.88	6.6	1.6	3.3	7	91	2400
JK135-2	415	2977	48.0	94.6	0.88	6.4	1.5	3.2	7	90	2400
JK135-2	440	2974	49.6	94.8	0.90	5.6	1.3	2.7	7	81	2520
JK135-2	450	2973	50.8	94.8	0.90	5.4	1.3	2.7	7	82	2520
JK135-2	500	2975	56.3	94.9	0.90	5.8	1.4	2.9	7	100	2520
JK14-2	560	2975	62.3	95.0	0.91	5.8	1.4	2.9	7	113	3170
JK14-2	630	2975	70.1	95.1	0.91	5.8	1.4	2.9	7	128	3180
JK14-2	710	2975	78.9	95.2	0.91	5.8	1.4	2.9	7	146	3330
JK15-2	800	2975	88.8	95.3	0.91	5.8	1.4	2.9	7	165	4600
JK15-2	900	2975	99.8	95.4	0.91	5.8	1.4	2.9	7	186	5100
JK15-2	1000	2975	111	95.5	0.91	5.8	1.4	2.9	7	208	5200

JK14~15-2 10kV 系列技术数据 设计值
JK14~15-2 10kV series technical data design value

型号	额定功率 (kW)	额定转速 (r/min)	定子电流 (A)	额定效率 (%)	功率因数 cos φ	堵转电流 额定电流 Ist/In	堵转转矩 额定转矩 Tst/Tn	最大转矩 额定转矩 Tm/Tn	转动惯量 GD²/4 (kg.m²)		参考重量 (kg)
									电机 Jm	负载 J	
JK14-2	280	2980	19.6	93.6	0.88	7.0	1.0	3.5	8	35	2960
JK14-2	290	2980	20.3	93.6	0.88	7.0	1.0	3.5	8	37	2960
JK14-2	315	2980	21.8	93.8	0.89	6.3	1.0	3.1	8	41	2960
JK14-2	350	2980	24.5	93.9	0.88	6.6	1.0	3.2	9	45	2970
JK14-2	355	2980	24.8	93.9	0.88	6.5	1.0	3.2	9	46	2970
JK14-2	400	2980	28.2	94.1	0.87	6.7	1.0	3.3	9	53	2970
JK14-2	440	2980	30.6	94.2	0.88	6.2	1.0	3.0	10	58	2970
JK14-2	450	2980	31.0	94.3	0.89	5.4	0.9	2.9	10	52	3160
JK14-2	500	2980	34.7	94.5	0.88	5.7	0.9	3.0	11	58	3170
JK14-2	560	2980	39.7	94.6	0.86	6.0	1.0	3.2	11	75	3180
JK14-2	630	2980	44.1	94.9	0.87	6.0	1.0	3.2	12	85	3330
JK15-2	630	2980	43.8	94.4	0.88	6.5	1.1	3.3	13	94	4500
JK15-2	710	2980	49.3	94.4	0.88	6.5	1.1	3.3	13	107	4600
JK15-2	800	2980	55.6	94.4	0.88	6.5	1.1	3.3	14	122	5100
JK15-46-2	900	2985	61.4	94.0	0.90	7.0	1.3	3.5	14	166	5200
JK15-46-2	1000	2985	68.2	94.0	0.90	7.0	1.3	3.5	14	186	5240

J 系列中型三相异步电动机 (机座号 11[#]~15[#])

J Series Medium Sized Three-phase Induction Motors (11[#]~15[#])

J 系列中型三相异步电动机 (机座号 11[#]~15[#])

J Series Medium Sized Three-phase Induction Motors (11[#]~15[#])

JS2-355 ~ 400 380V 系列技术数据 设计值

JS2-355 ~ 400 380V series technical data design value

型号	额定功率 (kW)	额定转速 (r/min)	定子电流 (A)	额定效率 (%)	功率因数 cos φ	堵转电流 Ist/In	堵转转矩 Tst/Tn	最大转矩 Tm/Tn	转动惯量 GD ² /4 (kg.m ²)		参考重量 (kg)
									电机 Jm	负载 J	
JS2-355S1-2	112	2963	203	93.2	0.90	5.4	1.2	2.6	1	20	933
S2-2	132	2964	237	93.6	0.90	5.5	1.3	2.6	1	26	966
M1-2	160	2964	286	94.0	0.90	5.7	1.4	2.6	1	34	1035
M2-2	190	2965	336	94.3	0.91	5.9	1.6	2.6	2	46	1105
JS2-400S1-2	220	2965	390	93.8	0.91	5.1	1.2	2.4	2	39	1370
S2-2	250	2963	442	93.7	0.92	4.8	1.2	2.2	3	44	1420
M1-2	280	2969	490	94.4	0.92	5.8	1.5	2.5	3	64	1550
JS2-355S1-4	112	1475	202	93.0	0.91	5.1	1.2	2.2	2	85	960
S2-4	132	1476	235	93.5	0.91	5.4	1.4	2.3	2	111	1010
M1-4	160	1475	284	93.7	0.92	5.7	1.6	2.3	3	160	1090
M2-4	190	1476	334	93.9	0.92	5.9	1.7	2.3	3	197	1150
JS2-400S1-4	220	1476	394	93.3	0.91	5.4	1.4	2.1	5	184	1400
S2-4	250	1476	441	93.6	0.92	5.5	1.5	2.1	6	230	1470
M1-4	280	1477	491	94.2	0.92	5.9	1.7	2.2	7	283	1600
M2-4	320	1479	558	94.5	0.92	6.5	1.9	2.4	7	377	1690
JS2-355S1-6	75	986	139	92.8	0.89	5.9	1.4	2.4	4	141	940
S2-6	95	985	174	93.0	0.89	5.7	1.4	2.2	4	179	980
M1-6	112	984	203	93.4	0.90	5.9	1.5	2.3	5	231	1085
M2-6	132	984	239	93.4	0.90	5.8	1.5	2.2	5	280	1130
M3-6	160	983	288	93.9	0.90	5.7	1.8	2.1	6	390	1185
JS2-400S2-6	190	986	341	93.7	0.90	5.7	1.6	2.1	8	430	1440
S3-6	220	986	393	93.9	0.91	6.0	1.8	2.2	9	551	1520
M2-6	250	985	446	93.7	0.91	5.6	1.7	2.0	11	592	1640
M3-6	280	985	535	94.1	0.85	5.7	1.8	2.0	12	699	1720
JS2-355S1-8	60	736	117	92.0	0.85	4.7	1.3	2.0	4	186	935
M1-8	75	736	144	92.5	0.85	4.8	1.4	2.0	4	252	1070
M2-8	95	736	183	92.7	0.85	5.1	1.5	2.1	5	364	1120
M3-8	112	735	214	93.0	0.86	4.8	1.5	1.9	6	408	1185
JS2-400S2-8	132	738	248	93.3	0.87	4.9	1.5	1.9	8	502	1440
S3-8	160	737	299	93.4	0.87	4.8	1.6	1.9	9	635	1520
M2-8	190	737	356	93.4	0.87	4.8	1.6	1.8	11	769	1640
M3-8	220	737	412	93.5	0.87	4.9	1.7	1.9	12	930	1710
M4-8	250	738	464	94.1	0.87	5.4	1.9	2.0	13	1180	1790
JS2-355S2-10	60	591	123	91.3	0.81	4.9	1.4	2.3	4	315	960
M2-10	75	591	152	92.1	0.81	5.2	1.5	2.3	6	435	1100
M3-10	95	590	193	92.1	0.81	5.2	1.5	2.3	6	565	1160
JS2-400S3-10	112	589	217	92.2	0.85	4.6	1.2	2.0	11	519	1490
M2-10	132	590	257	92.9	0.84	5.2	1.5	2.2	12	750	1635
M3-10	160	589	309	92.8	0.85	4.8	1.4	2.0	14	850	1685
M4-10	190	588	366	93.0	0.85	4.6	1.3	1.9	15	977	1760

JR2-355 ~ 400 380V 系列技术数据 设计值

JR2-355 ~ 400 380V series technical data design value

型号	额定功率 (kW)	额定转速 (r/min)	定子电流 (A)	额定效率 (%)	功率因数 cos φ	转子电流 (A)	转子电压 (V)	最大转矩 额定转矩 Tm/Tn	电机转动惯量 GD ² /4 (kg.m ²)	参考重量 (kg)
JR2-355S1-4	112	1451	207	91.4	0.90	440	164	2.0	3	1105
S2-4	132	1456	241	92.1	0.91	442	191	2.1	3	1160
M1-4	160	1458	290	92.5	0.91	456	223	2.1	4	1235
M2-4	190	1460	342	92.8	0.91	469	257	2.1	4	1290
JR2-400S1-4	220	1462	398	92.4	0.91	547	256	2.0	7	1565
S2-4	250	1463	448	92.7	0.91	549	289	2.0	7	1635
M1-4	280	1467	495	93.5	0.92	532	330	2.2	8	1765
M2-4	320	1471	564	93.9	0.92	517	385	2.3	9	1850
JR2-355S1-6	75	970	143	91.2	0.87	401	120	2.0	5	1095
S2-6	95	970	179	91.5	0.88	440	138	1.9	5	1140
M1-6	112	972	209	92.2	0.88	440	162	1.9	6	1240
M2-6	132	972	247	92.2	0.88	462	182	1.9	7	1285
M3-6	160	972	297	92.4	0.89	489	208	1.8	7	1350
JR2-400S2-6	190	976	343	92.8	0.91	342	350	2.3	11	1585
S2-6	220	978	395	93.2	0.91	337	408	2.4	12	1670
M2-6	250	977	447	93.0	0.91	353	447	2.2	13	1780
M3-6	280	978	498	93.5	0.91	357	491	2.2	15	1885
JR2-355S1-8	60	717	120	89.5	0.85	279	141	2.0	5	1080
M1-8	75	722	146	90.7	0.86	264	183	2.1	6	1215
M2-8	95	724	185	91.2	0.86	277	219	2.2	6	1260
M3-8	112	724	215	91.6	0.86	293	244	2.0	7	1330
JR2-400S2-8	132	727	249	92.2	0.88	346	243	2.0	10	1590
S3-8	160	728	300	92.3	0.88	359	284	2.0	12	1670
M2-8	190	729	356	92.4	0.88	370	327	2.0	13	1810
M3-8	220	730	411	92.7	0.88	379	368	2.0	14	1860
M4-8	250	732	465	93.4	0.88	373	421	2.2	15	1940
JR2-355S2-10	60	578	126	89.0	0.81	301	130	2.1	6	1110
M2-10	75	581	156	90.4	0.81	288	167	2.0	8	1260
M3-10	95	581	198	90.4	0.81	310	197	2.0	9	1320
JR2-400S3-10	112	584	222	91.3	0.84	367	197	1.9	14	1645
M2-10	132	586	261	92.3	0.83	355	235	2.1	13	1790
M3-10	160	585	315	92.3	0.84	394	260	1.9	17	1850
M4-10	190	585	370	92.5	0.84	420	289	1.8	19	1930

J 系列中型三相异步电动机 (机座号 11[#]~15[#])J Series Medium Sized Three-phase Induction Motors (11[#]~15[#])J 系列中型三相异步电动机 (机座号 11[#]~15[#])J Series Medium Sized Three-phase Induction Motors (11[#]~15[#])

JS11~15 380V 系列技术数据 设计值

JS11~15 380V series technical data design value

型号	额定 功率 (kW)	额定 转速 (r/min)	定子 电流 (A)	额定 效率 (%)	功率 因数 $\cos \varphi$	堵转电流 额定电流 Ist/In	堵转转矩 额定转矩 Tst/Tn	最大转矩 额定转矩 Tm/Tn	转动惯量 GD ² /4 (kg·m ²)		参考重量 (kg)
									电机 Jm	负载 J	
JS114-4	115	1470	211	92.2	0.90	4.8	1.2	1.8	3	84	875
JS115-4	135	1475	245	93.0	0.90	5.6	1.5	2.1	4	120	970
JS116-4	155	1475	277	93.4	0.91	5.7	1.5	2.1	4	142	1040
JS117-4	180	1475	320	93.8	0.91	6.1	1.7	2.2	5	188	1100
JS126-4	225	1479	400	93.1	0.92	6.2	1.3	2.3	8	179	1520
JS127-4	260	1479	463	93.3	0.92	6.5	1.4	2.3	9	223	1630
JS128-4	300	1481	524	94.0	0.93	6.9	1.6	2.4	10	287	1760
JS137-4	360	1485	636	94.5	0.91	5.5	1.6	2.3	21	327	2500
JS138-4	400	1481	707	94.4	0.91	4.4	1.3	1.8	22	290	2600
JS147-4	440	1487	765	95.0	0.92	6.1	1.8	2.4	25	465	3800
JS148-4	480	1482	844	95.0	0.91	4.5	1.4	1.8	30	377	4050
JS1410-4	550	1481	968	94.9	0.91	4.3	1.3	1.8	30	416	4050
JS115-6	75	980	139	91.7	0.89	5.1	1.4	2.1	5	143	895
JS116-6	95	980	175	92.7	0.89	5.9	1.7	2.4	6	224	995
JS117-6	115	980	211	92.8	0.89	5.9	1.8	2.4	7	288	1060
JS125-6	130	984	241	91.0	0.90	6.8	1.7	2.4	10	303	1300
JS126-6	155	984	281	92.8	0.90	6.9	1.8	2.4	11	383	1380
JS127-6	185	986	335	93.3	0.90	5.5	1.6	2.1	12	404	1380
JS128-6	215	986	386	93.7	0.90	5.9	1.7	2.2	14	501	1450
JS136-6	240	984	423	93.8	0.92	6.7	1.4	2.6	17	458	1800
JS137-6	280	986	492	93.9	0.92	6.5	1.4	2.5	19	533	1900
JS138-6	320	986	562	94.0	0.92	6.3	1.4	2.3	12	618	2100
JS138-6	360	986	631	94.2	0.92	6.2	1.4	2.2	14	696	2200
JS147-6	400	984	704	93.8	0.92	5.9	1.1	2.2	17	605	3100
JS148-6	460	986	810	93.8	0.92	6.6	1.3	2.5	19	822	3160
JS1410-6	500	986	879	93.9	0.92	6.6	1.3	2.5	19	896	3280
JS1410-6	550	986	967	93.9	0.92	6.6	1.3	2.5	19	987	3280

JS11~15 380V 系列技术数据 设计值

JS11~15 380V series technical data design value

型号	额定 功率 (kW)	额定 转速 (r/min)	定子 电流 (A)	额定 效率 (%)	功率 因数 $\cos \varphi$	堵转电流 额定电流 Ist/In	堵转转矩 额定转矩 Tst/Tn	最大转矩 额定转矩 Tm/Tn	转动惯量 GD ² /4 (kg·m ²)		参考重量 (kg)
									电机 Jm	负载 J	
JS115-8	60	735	120	91.2	0.83	5.2	1.7	2.3	5	250	870
JS116-8	70	735	138	91.6	0.84	5.2	1.7	2.2	6	292	950
JS117-8	80	735	156	92.2	0.85	4.8	1.5	2.1	7	305	1025
JS125-8	95	734	182	91.7	0.87	5.0	1.4	1.9	12	326	1250
JS126-8	110	733	210	92.0	0.87	5.0	1.4	1.9	14	378	1400
JS127-8	130	740	250	93.1	0.85	6.0	2.0	2.4	16	634	1370
JS128-8	155	740	294	93.0	0.86	5.8	2.0	2.3	17	757	1440
JS136-8	180	739	333	93.3	0.88	6.1	1.4	2.3	20	611	1730
JS137-8	210	738	393	92.0	0.88	6.1	1.4	2.3	21	717	1830
JS138-8	245	737	445	93.5	0.89	6.0	1.5	2.2	21	904	1900
JS138-8	280	737	492	93.9	0.92	6.1	1.5	2.2	22	1036	2000
JS138-8	320	738	580	94.2	0.89	6.2	1.6	2.2	22	1264	2100
JS138-8	350	738	634	94.3	0.89	6.2	1.6	2.2	22	1384	2180
JS148-8	380	742	702	94.5	0.87	5.8	1.6	2.2	65	1427	3180
JS148-8	400	742	739	94.5	0.87	5.5	1.5	2.1	70	1421	3200
JS1410-8	475	742	864	94.9	0.88	5.2	1.4	2.0	80	1619	3300
JS1510-8	480	742	873	94.9	0.88	5.1	1.4	2.0	85	1620	4750
JS1510-8	500	742	910	94.9	0.88	4.9	1.3	1.9	90	1525	4850
JS1510-8	530	742	973	95.1	0.87	6.0	1.8	2.3	95	2275	4950
JS1512-8	570	742	1047	95.1	0.87	5.6	1.6	2.1	100	2166	5100
JS115-10	45	587	95.3	89.7	0.80	4.5	1.6	2.3	6	276	830
JS116-10	55	587	115	90.0	0.81	4.5	1.7	2.2	7	353	920
JS117-10	65	587	135	90.0	0.81	4.4	1.6	2.2	8	415	990
JS125-10	80	589	161	91.0	0.83	4.8	1.2	2.1	11	377	1210
JS126-10	95	587	188	91.3	0.84	4.5	1.2	2.0	12	433	1300
JS127-10	115	587	231	91.3	0.83	4.8	1.4	2.1	14	612	1430
JS128-10	130	587	257	91.7	0.84	4.8	1.3	2.0	15	656	1580
JS137-10	155	592	298	94.0	0.84	5.8	1.5	2.3	26	881	1870
JS138-10	180	592	346	94.1	0.84	5.4	1.5	2.2	29	1025	2055
JS138-10	210	592	398	94.2	0.85	4.8	1.3	2.0	32	1033	2205
JS138-10	220	592	418	94.1	0.85	4.6	1.2	2.0	34	996	2205
JS138-10	230	592	436	94.4	0.85	5.1	1.4	2.1	36	1221	2340
JS138-10	260	592	497	94.6	0.84	5.2	1.4	2.1	39	1382	2365
JS138-10	280	592	530	94.5	0.85	4.8	1.3	2.0	42	1379	2365
JS148-10	320	592	605	94.6	0.85	4.6	1.2	2.0	34	1465	3200
JS1410-10	360	592	680	94.7	0.85	5.1	1.4	2.1	36	1931	3300
JS158-10	400	592	754	94.8	0.85	5.2	1.4	2.1	39	2147	4850
JS1510-10	450	592	848	94.9	0.85	4.8	1.3	2.0	42	2241	4950
JS1512-10	500	592	942	94.9	0.85	4.8	1.3	2.0	42	2495	5100
JS136-12	100	494	204	93.2	0.80	4.7	1.2	2.1	26	647	1870
JS137-12	115	494	237	93.4	0.79	5.2	1.5	2.3	29	938	1870
JS137-12	130	494	265	93.3	0.80	4.7	1.3	2.6	32	915	1870
JS138-12	140	492	283	92.9	0.81	3.7	1.0	1.7	35	756	2050
JS138-12	150	493	305	93.4	0.80	4.6	1.3	2.0	39	1058	2050
JS138-12	155	493	316	93.3	0.80	4.4	1.3	2.0	43	1091	2050

J 系列中型三相异步电动机 (机座号 11[#]~15[#])J Series Medium Sized Three-phase Induction Motors (11[#]~15[#])J 系列中型三相异步电动机 (机座号 11[#]~15[#])J Series Medium Sized Three-phase Induction Motors (11[#]~15[#])

JS11~15 380V 系列技术数据 设计值

JS11 ~ 15 380V series technical data design value

型号	额定功率 (kW)	额定转速 (r/min)	定子电流 (A)	额定效率 (%)	功率因数 $\cos \varphi$	堵转电流 Ist/In	堵转转矩 Tst/Tn	最大转矩 Tm/Tn	转动惯量 GD ² /4 (kg·m ²)		参考重量 (kg)
									电机 Jm	负载 J	
JS138-12	180	493	361	93.6	0.81	4.3	1.2	1.9	47	1169	2200
JS138-12	215	493	434	94.0	0.80	4.4	1.3	2.0	50	1523	2340
JS138-12	220	493	445	94.0	0.80	4.3	1.2	1.9	52	1434	2340
JS138-12	250	493	509	93.3	0.80	4.5	1.4	2.0	53	1917	2360
JS147-12	260	492	524	94.2	0.80	5.2	1.2	2.1	55	1708	3110
JS148-12	280	491	565	94.1	0.80	4.8	1.1	1.9	57	1691	3110
JS1410-12	320	493	642	94.6	0.80	6.0	1.5	2.4	59	2642	3300
JS1410-12	350	492	703	94.5	0.80	5.5	1.4	2.2	60	2709	3300
JS1410-12	355	492	713	94.5	0.80	5.5	1.4	2.2	62	2746	3300
JS158-12	400	592	801	94.8	0.80	5.2	1.4	2.1	39	2147	4850
JS1510-12	450	592	901	94.9	0.80	4.8	1.3	2.0	42	2241	4950

JR11 ~ 15 380V 系列技术数据 设计值

JR11 ~ 15 380V series technical data design value

型号	额定功率 (kW)	额定转速 (r/min)	定子电流 (A)	额定效率 (%)	功率因数 $\cos \varphi$	转子电流 (A)	转子电压 (V)	最大转矩 Tm/Tn	电机转动惯量 GD ² /4 (kg·m ²)	参考重量 (kg)
JR114-4	115	1450	212	91.0	0.90	433	173	2.0	4	1035
JR115-4	135	1460	246	92.1	0.90	408	210	2.3	5	1130
JR116-4	155	1460	278	92.7	0.91	412	238	2.3	5	1200
JR117-4	180	1460	322	93.1	0.91	409	275	2.5	6	1270
JR126-4	225	1470	405	93.1	0.91	488	291	2.2	9	1660
JR127-4	260	1472	462	93.0	0.92	493	334	2.2	10	1760
JR128-4	300	1475	529	93.9	0.92	482	390	2.4	11	1890
JR147-4	360	1480	625	95.1	0.92	430	517	2.4	23	3400
JR148-4	400	1478	704	94.9	0.91	484	518	1.9	24	3700
JR148-4	440	1482	760	95.6	0.92	433	620	2.6	28	3700
JR1410-4	480	1478	840	95.4	0.91	480	622	2.0	33	4100
JR1410-4	500	1477	875	95.4	0.91	500	622	1.9	33	4100
JR115-6	75	965	142	90.3	0.89	382	127	2.0	5	1025
JR116-6	95	970	177	91.7	0.89	371	162	2.3	6	1115
JR117-6	115	973	212	92.1	0.89	381	191	2.3	7	1170
JR125-6	130	977	243	91.4	0.89	441	188	1.9	10	1450
JR126-6	155	978	288	91.9	0.89	451	219	1.9	11	1530
JR127-6	185	977	338	92.4	0.90	320	367	2.2	12	1630
JR128-6	215	979	391	92.8	0.90	319	425	2.3	14	1700
JR136-6	240	977	433	93.5	0.90	368	393	2.2	19	1970
JR137-6	280	981	505	93.6	0.90	394	428	2.2	21	2030
JR137-6	320	980	576	93.8	0.90	409	470	2.0	21	2100
JR138-6	360	980	647	94.0	0.90	414	521	1.9	21	2200
JR148-6	400	980	723	93.4	0.90	330	748	1.9	14	4300
JR1410-6	460	980	831	93.5	0.90	345	823	2.2	17	4400
JR158-6	500	980	902	93.6	0.90	340	905	1.9	19	5200
JR1510-6	570	980	1027	93.7	0.90	352	997	2.2	21	5300

JR11 ~ 15 380V 系列技术数据 设计值

JR11 ~ 15 380V series technical data design value

型号	额定功率 (kW)	额定转速 (r/min)	定子电流 (A)	额定效率 (%)	功率因数 $\cos \varphi$	转子电流 (A)	转子电压 (V)	最大转矩 Tm/Tn	电机转动惯量 GD ² /4 (kg·m ²)	参考重量 (kg)
JR115-8	60	720	121	89.4	0.85	230	172	2.6	6	980
JR116-8	70	723	138	90.3	0.86	225	199	2.6	7	1060
JR117-8	80	723	154	91.0	0.87	230	222	2.5	8	1135
JR125-8	95	726	185	90.0	0.87	290	214	1.9	11	1380
JR126-8	110	727	213	90.5	0.87	292	245	1.8	13	1550
JR127-8	130	734	252	92.1	0.85	278	295	2.5	14	1630
JR128-8	155	734	301	92.0	0.85	298	328	2.4	16	1690
JR136-8	180	735	339	92.8	0.87	337	327	2.0	19	1850
JR137-8	210	734	399	93.0	0.86	353	359	2.0	21	1940
JR138-8	245	734	464	93.2	0.86	366	403	1.9	21	2060
JR138-8	280	740	522	93.6	0.87	364	462	1.9	22	2120
JR138-8	320	740	595	94.0	0.87	367	523	1.9	23	2200
JR138-8	350	740	650	94.1	0.87	388	540	1.9	23	2300
JR148-8	380	740	702	94.5	0.87	416	562	2.0	51	4340
JR148-8	400	740	744	95.0	0.86	440	562	2.1	51	4400
JR1410-8	475	740	870	95.4	0.87	434	677	2.1	55	5000
JR157-8	480	740	878	95.5	0.87	439	744	2.1	64	5120
JR158-8	500	740	913	95.6	0.87	459	820	2.0	64	5320
JR1510-8	530	740	978	95.7	0.86	432	901	2.5	64	5440
JR1512-8	570	740	1051	95.8	0.86	467	991	2.0	64	5580
JR115-10	45	577	97.1	88.0	0.80	252	117	2.2	7	950
JR116-10	55	577	117	89.0	0.81	256	140	2.2	7	1040
JR117-10	65	577	137	89.0	0.81	263	159	2.2	8	1110
JR125-10	80	574	165	90.2	0.82	309	168	2.0	12	1350
JR126-10	95	573	193	90.4	0.83	326	188	1.8	13	1440
JR127-10	115	575	234	90.9	0.82	328	225	1.9	15	1590
JR128-10	130	575	262	91.1	0.83	333	251	1.8	16	1720
JR137-10	155	590	304	93.3	0.83	276	350	2.3	23	2120
JR138-10	180	590	349	93.4	0.84	292	386	2.2	26	2300
JR138-10	245	590	470	94.3	0.84	288	526	2.3	28	2580
JR147-10	320	590	613	94.5	0.84	415	483	2.0	51	4340
JR148-10	360	590	688	94.6	0.84	416	562	2.4	51	4150
JR158-10	400	590	764	94.7	0.84	440	562	2.3	51	4880
JR1510-10	450	590	859	94.8	0.84	434	677	2.1	64	5000
JR1512-10	500	590	954	94.8	0.84	439	744	2.1	64	5120
JR148-12	250	488	502	94.5	0.80	415	483	2.0	51	4340
JR1410-12	280	488	562	94.6	0.80	416	562	2.4	51	4150
JR158-12	320	490	642	94.7	0.80	440	562	2.3	51	4880
JR1510-12	350	490	701	94.8	0.80	434	677	2.1	64	5000
JR1512-12	400	490	801	94.8	0.80	439	744	2.1	64	5120

J 系列中型三相异步电动机 (机座号 11^{*}~15^{*})J Series Medium Sized Three-phase Induction Motors (11^{*}~15^{*})J 系列中型三相异步电动机 (机座号 11^{*}~15^{*})J Series Medium Sized Three-phase Induction Motors (11^{*}~15^{*})

JS13~15 6kV 系列技术数据 设计值

JS13~15 6kV series technical data design value

型号	额定 功率 (kW)	额定 转速 (r/min)	定子 电流 (A)	额定 效率 (%)	功率 因数 $\cos \varphi$	堵转电流	堵转转矩	最大转矩	转动惯量 $GD^2/4$ ($kg \cdot m^2$)		参考重量 (kg)
						额定电流 I_{st}/I_n	额定转矩 T_{st}/T_n	额定转矩 T_m/T_n	电机 J_m	负载 J	
JS136-4(3kV)	220	1485	50.6	93.0	0.90	5.4	1.5	2.3	13	187	1900
JS136-4(3kV)	260	1484	60.2	93.4	0.89	5.3	1.5	2.3	15	232	2000
JS136-4(3kV)	300	1485	68.3	93.9	0.90	5.6	1.7	2.3	17	294	2110
JS136-4	220	1480	25.6	91.5	0.91	5.2	1.3	2.3	15	161	2000
JS137-4	260	1480	30.2	92.1	0.90	5.1	1.3	2.2	15	196	2110
JS138-4	300	1480	34.4	92.7	0.91	5.5	1.4	2.3	17	253	2210
JS147-4	360	1484	42.3	93.0	0.88	5.3	1.3	2.3	21	258	3000
JS148-4	440	1484	50.3	93.5	0.90	5.2	1.3	2.3	25	319	3200
JS1410-4	500	1485	56.1	93.3	0.92	5.2	1.4	2.4	30	389	3550
JS158-4	680	1488	77.6	94.7	0.89	5.7	1.3	2.4	43	504	4430
JS1510-4	850	1488	96.3	95.0	0.89	6.0	1.5	2.5	53	730	5000
JS1512-4	1050	1488	119	95.5	0.89	6.0	1.5	2.4	63	910	5200
JS147-6	240	990	27.9	93.1	0.89	6.2	1.6	2.7	28	515	3000
JS148-6	310	988	36.0	92.5	0.90	5.7	1.5	2.4	36	628	3180
JS1410-6	380	989	44.1	92.9	0.89	6.0	1.7	2.5	44	843	3450
JS157-6	460	988	53.2	94.6	0.88	4.6	1.1	2.1	58	652	4200
JS158-6	550	988	63.5	94.7	0.88	4.6	1.1	2.1	65	783	4600
JS1510-6	650	988	73.9	95.1	0.89	4.6	1.1	2.0	83	919	4800
JS1512-6	780	988	88.6	95.2	0.89	4.9	1.2	2.1	100	1212	5200
JS147-8	200	740	27.1	90.0	0.79	4.9	1.3	2.0	31	618	2900
JS148-8	240	742	29.9	92.4	0.84	5.6	1.7	2.5	36	995	3180
JS1410-8	280	742	34.9	92.6	0.83	5.9	1.9	2.7	44	1270	3440
JS157-8	320	742	38.5	94.0	0.85	4.7	1.3	2.1	58	976	3850
JS158-8	380	741	45.7	94.2	0.85	4.6	1.3	2.0	65	1166	3870
JS1510-8	475	741	56.1	94.7	0.86	4.7	1.4	2.0	83	1539	4720
JS1512-8	570	741	67.2	94.9	0.86	4.7	1.4	2.0	100	1945	4740
JS1410-10	200	590	26.8	90.8	0.79	5.4	1.9	2.7	53	1441	3300
JS157-10	260	593	32.8	93.0	0.82	4.3	1.2	2.1	75	1108	3820
JS158-10	310	593	39.0	93.2	0.82	4.2	1.2	2.0	85	1302	3830
JS1510-10	400	593	49.0	94.0	0.84	4.2	1.2	2.0	105	1809	4520
JS1512-10	480	593	58.3	94.3	0.84	4.3	1.3	2.0	128	2318	4790
JS1510-12	280	491	37.1	93.2	0.78	4.3	1.3	2.2	105	1976	4500
JS1512-12	330	491	42.9	93.6	0.79	4.2	1.3	2.1	127.5	2307	4760

JR13~15 6kV 系列技术数据 设计值

JR13~15 6kV series technical data design value

型号	额定 功率 (kW)	额定 转速 (r/min)	定子 电流 (A)	额定 效率 (%)	功率 因数 $\cos \varphi$	转子 电流 (A)	转子 电压 (V)	最大转矩 额定转矩 T_m/T_n	电机转动惯量 $GD^2/4$ ($kg \cdot m^2$)	参考重量 (kg)
JR136-4	220	1475	25.8	91.7	0.89	457	307	2.0	15	2110
JR137-4	260	1480	30.2	92.3	0.90	481	346	1.9	16	2210
JR138-4	300	1478	34.7	92.4	0.90	483	398	2.0	18	2320
JR147-4	360	1479	41.2	93.1	0.90	406	558	2.7	21	3000
JR148-4	440	1475	49.3	93.4	0.92	410	634	2.7	25	3300
JR1410-4	500	1482	55.6	94.1	0.92	420	717	2.4	30	3600

JR13~15 6kV 系列技术数据 设计值

JR13~15 6kV series technical data design value

型号	额定 功率 (kW)	额定 转速 (r/min)	定子 电流 (A)	额定 效率 (%)	功率 因数 $\cos \varphi$	转子 电流 (A)	转子 电压 (V)	最大转矩 额定转矩 T_m/T_n	电机转动惯量 $GD^2/4$ ($kg \cdot m^2$)	参考重量 (kg)
JR158-4	680	1485	77.4	93.9	0.90	600	703	2.6	43	4900
JR1510-4	850	1485	96.7	94.0	0.90	594	880	2.6	53	5800
JR1512-4	1050	1485	119	94.0	0.90	640	1007	2.6	63	6100
JR148-6	310	983	36.9	92.0	0.88	374	505	2.2	41	3360
JR1410-6	380	983	44.9	92.5	0.88	391	590	2.1	46	3630
JR157-6	460	986	53.3	94.3	0.88	509	542	2.0	58	4720
JR158-6	550	986	63.7	94.4	0.88	562	587	2.0	65	4830
JR1510-6	650	986	74.9	94.9	0.88	550	707	1.9	83	5280
JR1512-6	780	986	89.7	95.1	0.88	591	787	2.0	100	5290
JR147-8	200	738	25.7	91.6	0.82	299	406	2.5	38	3090
JR148-8	240	738	30.6	92.0	0.82	319	457	2.4	41	3300
JR1410-8	280	740	35.7	92.3	0.82	309	550	2.6	46	3600
JR157-8	320	740	38.7	93.7	0.85	422	478	2.1	58	4320
JR158-8	380	740	46.4	93.9	0.84	471	509	2.0	65	4330
JR1510-8	475	740	56.9	94.5	0.85	467	639	2.0	83	5190
JR1512-8	570	740	68.1	94.7	0.85	513	696	2.0	100	5200
JR1410-10	200	590	26.6	90.5	0.80	248	511	2.7	53	3300
JR157-10	260	590	33.2	92.0	0.82	426	390	2.0	75	4320
JR158-10	310	590	39.6	92.2	0.82	480	414	2.0	85	4340
JR1510-10	400	590	49.9	93.0	0.83	498	512	1.9	105	5000
JR1512-10	480	590	59.2	93.5	0.84	502	606	1.9	128	5260
JR1510-12	280	491	37.4	92.4	0.78	397	448	2.1	105	4980
JR1512-12	330	491	43.3	92.9	0.79	404	518	2.0	128	5230

JS14~15 10kV 系列技术数据 设计值

JS14~15 10kV series technical data design value

型号	额定 功率 (kW)	额定 转速 (r/min)	定子 电流 (A)	额定 效率 (%)	功率 因数 $\cos \varphi$	堵转电流	堵转转矩	最大转矩	转动惯量 $GD^2/4$ ($kg \cdot m^2$)		参考重量 (kg)
						额定电流 I_{st}/I_n	额定转矩 T_{st}/T_n	额定转矩 T_m/T_n	电机 J_m	负载 J	
JS147-4	360	1484	25.4	93.0	0.88	5.3	1.3	2.3	21	258	3000
JS148-4	440	1484	30.2	93.5	0.90	5.2	1.3	2.3	25	319	3200
JS1410-4	500	1485	33.6	93.3	0.92	5.2	1.4	2.4	30	389	3550
JS158-4	680	1488	46.6	94.7	0.89	5.7	1.3	2.4	43	504	4430
JS1510-4	850	1488	57.8	95.0	0.89	6.0	1.5	2.5	53	730	5000
JS1512-4	1050	1488	71.3	95.5	0.89	6.0	1.5	2.4	63	910	5200
JS147-6	240	990	16.7	93.1	0.89	6.2	1.6	2.7	28	515	3000
JS148-6	310	988	21.6	92.5	0.90	5.7	1.5	2.4	36	628	3180
JS1410-6	380	989	26.4	92.9	0.89	6.0	1.7	2.5	44	843	3450
JS157-6	460	988	31.9	94.6	0.88	4.6	1.1	2.1	58	652	4200
JS158-6	550	988	38.1	94.7	0.88	4.6	1.1	2.1	65	783	4600
JS1510-6	650	988	44.3	95.1	0.89	4.6	1.1	2.0	83	919	4800
JS147-8	200	740	16.2	90.0	0.79	4.9	1.3	2.0	31	618	2900
JS148-8	240	742	18.0	92.4	0.84	5.6	1.7	2.5	36	995	3180
JS1410-8	280	742	21.0	92.6	0.83	5.9	1.9	2.7	44	1270	3440

J 系列中型三相异步电动机 (机座号 11[#]~15[#])

J Series Medium Sized Three-phase Induction Motors (11[#]~15[#])

J 系列中型三相异步电动机 (机座号 11[#]~15[#])

J Series Medium Sized Three-phase Induction Motors (11[#]~15[#])

JS14 ~ 15 10kV 系列技术数据 设计值

JS14 ~ 15 10kV series technical data design value

型号	额定功率 (kW)	额定转速 (r/min)	定子电流 (A)	额定效率 (%)	功率因数 $\cos \varphi$	堵转电流	堵转转矩	最大转矩	转动惯量 GD ² /4 (kg·m ²)		参考重量 (kg)
						额定电流 Ist/In	额定转矩 Tst/Tn	额定转矩 Tm/Tn	电机 Jm	负载 J	
JS157-8	320	742	23.1	94.0	0.85	4.7	1.3	2.1	58	976	3850
JS158-8	380	741	27.4	94.2	0.85	4.6	1.3	2.0	65	1166	3870
JS1510-8	475	741	33.7	94.7	0.86	4.7	1.4	2.0	83	1539	4720
JS1410-10	200	590	16.1	90.8	0.79	5.4	1.9	2.7	53	1441	3300
JS157-10	260	593	19.7	93.0	0.82	4.3	1.2	2.1	75	1108	3820
JS158-10	310	593	23.4	93.2	0.82	4.2	1.2	2.0	85	1302	3830
JS1510-10	400	593	29.4	94.0	0.84	4.2	1.2	2.0	105	1809	4520
JS1510-12	250	491	19.9	93.2	0.78	4.3	1.3	2.2	105	1753	4500
JS1512-12	280	491	21.9	93.6	0.79	4.2	1.3	2.1	127.5	1938	4760

JR14 ~ 15 10kV 系列技术数据 设计值

JR14 ~ 15 10kV series technical data design value

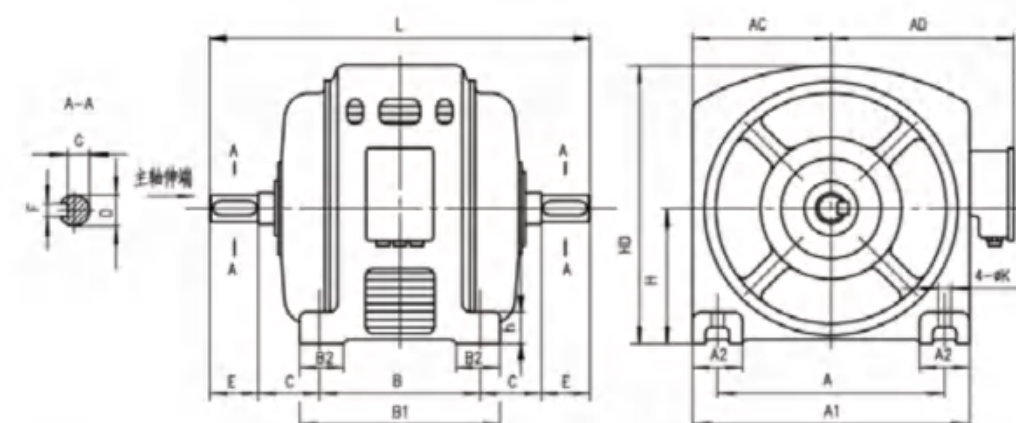
型号	额定功率 (kW)	额定转速 (r/min)	定子电流 (A)	额定效率 (%)	功率因数 cos φ	转子电流 (A)	转子电压 (V)	最大转矩 Tm/Tn	电机转动惯量 GD ² /4 (kg·m ²)	参考重量 (kg)
JR147-4	360	1479	24.7	93.1	0.90	406	558	2.7	21	3000
JR148-4	440	1475	29.6	93.4	0.92	410	634	2.7	25	3300
JR1410-4	500	1482	33.4	94.1	0.92	420	717	2.4	30	3600
JR158-4	680	1485	46.5	93.9	0.90	600	703	2.6	43	4900
JR1510-4	850	1485	58.0	94.0	0.90	594	880	2.6	53	5800
JR1512-4	1050	1485	71.7	94.0	0.90	640	1007	2.6	63	6100
JR148-6	310	983	22.1	92.0	0.88	374	505	2.2	41	3360
JR1410-6	380	983	27.0	92.5	0.88	391	590	2.1	46	3630
JR157-6	460	986	32.0	94.3	0.88	509	542	2.0	58	4720
JR158-6	550	986	38.2	94.4	0.88	562	587	2.0	65	4830
JR1510-6	650	986	44.9	94.9	0.88	550	707	1.9	83	5280
JR147-8	200	738	15.4	91.6	0.82	299	406	2.5	38	3090
JR148-8	240	738	18.3	92.0	0.82	319	457	2.4	41	3300
JR1410-8	280	740	21.4	92.3	0.82	309	550	2.6	46	3600
JR157-8	320	740	23.2	93.7	0.85	422	478	2.1	58	4320
JR158-8	380	740	27.8	93.9	0.84	471	509	2.0	65	4330
JR1510-8	475	740	34.1	94.5	0.85	467	639	2.0	83	5190
JR1410-10	200	590	15.9	90.5	0.80	248	511	2.7	53	3300
JR157-10	260	590	19.9	92.0	0.82	426	390	2.0	75	4320
JR158-10	310	590	23.8	92.2	0.82	480	414	2.0	85	4340
JR1510-10	400	590	29.9	93.0	0.83	498	512	1.9	105	5000
JR1510-12	250	491	20.0	92.4	0.78	397	448	2.1	105	4980
JR1512-12	280	491	22.0	92.9	0.79	404	518	2.0	128	5230

8. 外形及安装尺寸图

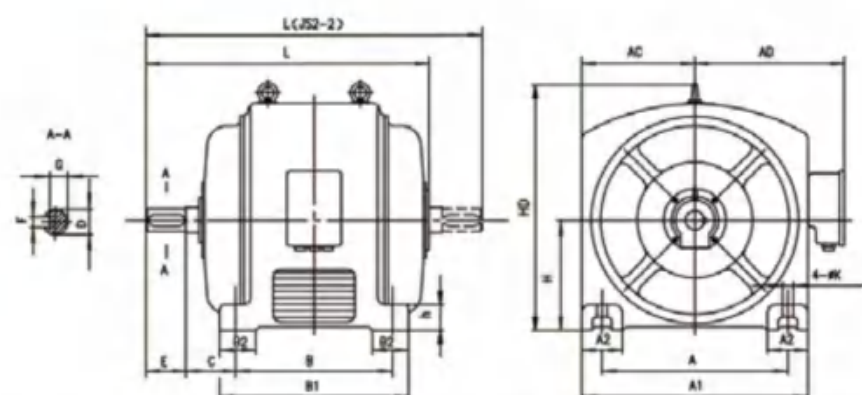
8. Dimension and Installation Size Drawing

JK 电动机外形及安装尺寸图

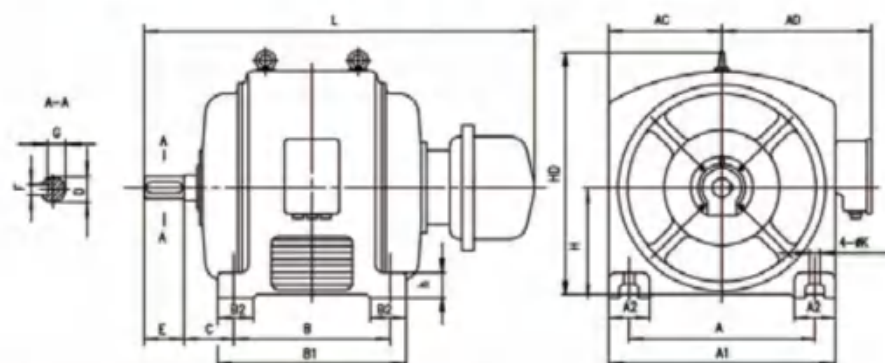
Dimension and installation size drawing of JK series motor



机座号 Frame No.	A	B	C	D	E	F	G	H	K	AC	AD	HD	L	A1	A2	B1	B2	h
JK111-2		490											1260			630		
JK112-2	620	590	245	60	140	18	54.5	375	26	390	620	750	1360	760	135	730	175	60
JK113-2																		
JK122-2		550											1350			690		
JK123-2	710	650	260	70	140	20	62.5	450	32	445	660	875	1450	870	140	790	175	70
JK124-2																		
JK132-2	380V																	
JK133-2	6kV	760											1680			900		
JK134-2	380V	790	290	85	170	24	78	500	32	500	725	985		970	160		190	80
JK135-2	6kV	860											1780			1000		
JK14-2	940	870	315	90	170	25	81	560	42	550	900	1125	1840	1100	160	1010	220	100
JK15-2	1100	1020	330	90	170	25	81	630	42	640	1080	1270	2020	1280	170	1150	220	100
JK15-46-2		1120											2120			1250		

J 系列中型三相异步电动机 (机座号 11[#]~15[#])J Series Medium Sized Three-phase Induction Motors (11[#]~15[#])JS₂355~400 电动机外形及安装尺寸图Dimension and installation size drawing of JS₂355 ~ 400 series motor

机座号 Frame No.	A	B	C	D	E	F	G	H	K	AC	AD	HD	L	A1	A2	B1	B2	h
355S-2	610	500	254	70	140	20	62.5	335	30	400	620	825	1290	770	130	620	160	50
355S-4,6,8,10				85	170	22	76						1170					
355M-2				70	140	20	62.5						1350					
355M-4,6,8,10				85	170	22	76						1230					
400S-2	686	560	280	70	140	20	62.5	400	36	450	660	940	1400	860	140	680	170	55
400S-4,6,8,10				100	210	28	90						1310					
400M-2				70	140	20	62.5						1470					
400M-4,6,8,10				100	210	28	90						1380					

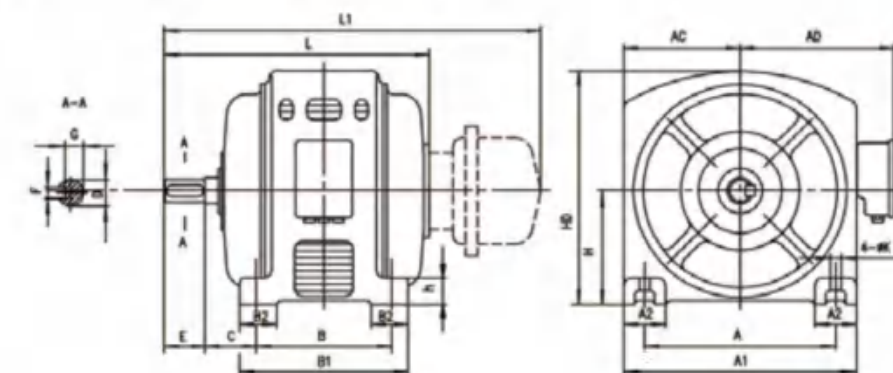
JR₂355 ~ 400 电动机外形及安装尺寸图Dimension and installation size drawing of JR₂355 ~ 400 series motor

机座号 Frame No.	A	B	C	D	E	F	G	H	K	AC	AD	HD	L	A1	A2	B1	B2	h
355S-4,6,8,10	610	500	254	85	170	22	76	355	30	400	620	825	1580	770	130	620	160	50
355M-4,6,8,10		560											1640			680		
400S-4,6,8,10	686	560	280	100	210	28	90	400	36	450	660	940	1730	860	140	680	170	55
400M-4,6,8,10		630											1800			750		

J 系列中型三相异步电动机 (机座号 11[#]~15[#])J Series Medium Sized Three-phase Induction Motors (11[#]~15[#])

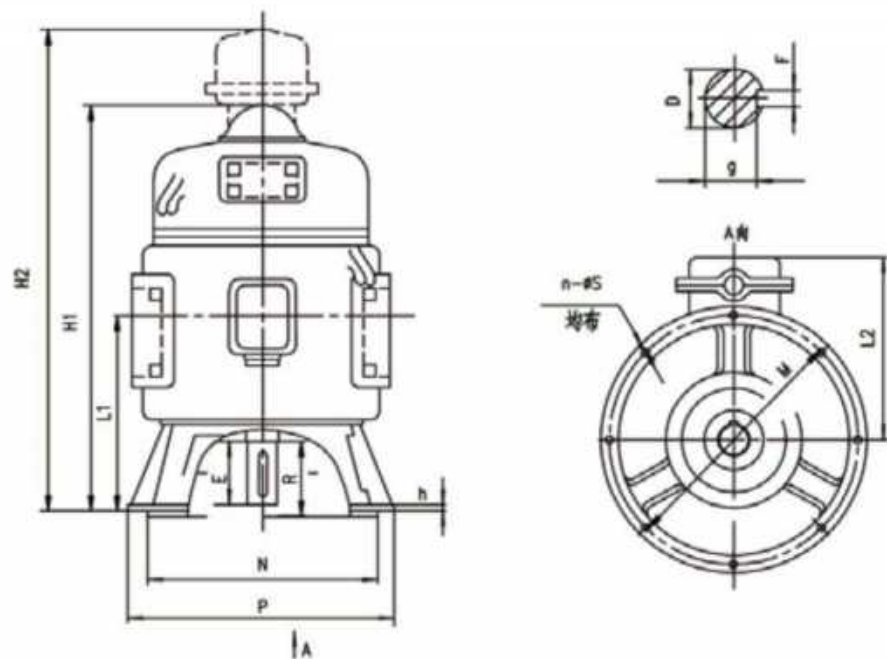
JS、JR 电动机外形及安装尺寸图

Dimension and installation size drawing of JS and JR series motor



机座号 Frame No.	A	B	C	D	E	F	G	H	K	AC	AD	HD	L	A1	A2	B1	B2	h													
114-4,6 115-6	620	490	290	85	170	24	78	375	36	390	750	1195	1635	760	135	630	175	60													
115-4 116-4,6 117-6		590										1295	1735			730															
117-4		640										1345	1785			780															
114-8,10 115-8,10		490										1095	1535			630															
116-8,10 117-8,10		590	1195									1635	730																		
126-4		710	550									305	85			170			24	78	450	32	445	875	1295	1740	870	140	690	175	70
127-4 128-4			650																						1395	1840			790		
125-6,8,10 126-6,8,10			550																						320	90			83		
127-6,8,10 128-6,8,10	650		1410	1855	790																										
136-4(3kV)	790		760	275	85	170	24	78	500	32	500	985	1460	1895	970	160	900	190	80												
136-4 137-4 138-4			860										1560	1995			1000														
136-6,8,10 137-8,10 136-12 137-12			660										295	100			210			28	92	1420	1855	800							
137-6 138-6,8,10 138-12			760										1520	1955			900														
148-10,12 146-4 147-6,8,10,12		940	770	355	110	210	32	101	560	42	550	1125	1560	2105	1100	160	910	220	100												
147-4 148-4,6,8 1410-10,12			870										1660	2205			1010														
1410-4,6,8			970										1760	2305			1110														
157-6,8,10 158-8,10,12			820										325	1620			2125			950											
158-4,6 1510-6,8,10,12 1512-6,8,10,12	1100	1020	330	120	210	32	111	630	42	640	1270	1800	2325	1280	170	1150	220	100													
1510-4 1512-4		1120	330									2015	2425			1250															

JSL、JRL 电动机外形及安装尺寸图
Dimension and installation size drawing of JSL and JRL series motor



YJS 系列紧凑型中型高压三相异步电动机
(机座号 355~560)

YJS Series Medium Sized High Voltage Compact Type Three-phase Induction Motors
(H355~560)

机座号 Frame No.	D	E	R	P	M	N	F	G	S	N	H1	H2	H	L1	L2
JSL、JRL114、5-4	85	170	186	825	760	710	24	78	24	8	1280	1750	25	710	620
JSL、JRL115、6-6、8、10											1380	1850		760	
JSL、JRL116-4											1400	1948		775	
JSL、JRL117-4、6、8、10											1500	2048		825	
JSL、JRL126-4	85	170	186	950	875	825	74	78	24	8	1400	1948	30	775	560
JSL、JRL127、8-4											1500	2048		825	
JSL、JRL12-6、8											1400	1948		775	
JSL、JRL125、6-10											1500	2048		825	
JSL、JRL127、8-10	90	170	186	950	875	825	74	83	24	8	1400	1948	30	775	560
JSL、JRL125、6-10											1500	2048		825	
JSL、JRL127、8-10											1400	1948		775	
JSL、JRL125、6-10											1500	2048		825	
JSL、JRL13-4	85	170	226	1060	975	925	28	78	24	8	1810	2248	35	925	760
JSL、JRL13-6、8、10、12	100	210	226	1060	975	925	28	92	24	8	1810	2248	35	925	760
JSL、JRL14-4、6、8、10、12	110	210	226	1250	1150	1060	32	101	28	12	1950	2500	40	1065	880
JSL、JRL15-4、6、8、10、12	120	210	226	1450	1360	1250	32	111	28	12	2040	2500	40	1065	880

1. 概述

YJS 系列紧凑型三相笼型异步电动机 (机座号 355~560) 是我公司在长期生产 Y 系列三相笼型异步电动机的基础上研制出的使用范围更广、防护等级更高、技术性能更好、结构紧凑、节能并能满足环保要求的新一代产品。

本系列产品用料考究, 制造精良, 具有高效节能、噪声低、振动小、运行可靠、使用安装维修方便等优点。

本系列电动机的功率等级、电气性能和安装尺寸及公差均符合国家标准 GB755 《旋转电机定额和性能》国际电工委员会标准 IEC34-1 《旋转电机定额和性能》和机械行业标准等。

本系列电动机的外壳防护等级为 IP54 或 IP55。

本系列电动机的冷却方法为 IC411。如果用户需要其它冷却方法可另行供货。

本系列电动机的结构及安装型式为 IMB3(卧式带底脚), 符合 GB997 和 IEC34-7 《电机结构及安装型式代号》的规定。

本样本内列出了 YJS 系列 6kV、10kV 各种规格电动机的技术数据及外形安装尺寸, 并可派生 380V、690V、3kV、10.5kV、11 kV 级等各种规格的电动机。

1. General

YJS series compact type three-phase cage induction motor (H355~560) is a new generation product with the characteristics of wider using region, higher protection class, better technical performance, compact structure, energy-saving and satisfy for the environmental requirement based on producing the Y series three-phase cage induction motor.

This series products adopt the high quality materials, good manufacturing process, have the characteristics of high efficiency, energy saving, small vibration, reliable operating and convenient for mounting and maintenance.

The power grade, electric property, mounting dimensions and tolerance are coincident with national standard GB755 Rotating Electric Motor Rating and Property, International Electrical Committee standard IEC34-1 Rotating Electric Motor Rating, and Property and machinery industry standards etc.

The protection class is IP54 or IP55.

The cooling method is IC411. By the customer request of other cooling method, which can be provided specially.

The structure and mounting type is IMB3 (horizontal with footing), which is in accordance with the specification of GB997 and IEC34-7 Motor Structure and Installation Type Code.

This sample table lists the technical data and external installation sizes of 6kV and 10kV of YJS series motor, every sort and kind of specifications electric motor can derive 380V, 690V, 3kV, 10.5kV, 11kV.

2. 使用范围

本系列电动机可用于驱动各种通用机械如压缩机、通风机、水泵、切削机床、运输机械及其它机械设备, 在矿山、机械、石化行业、发电厂等各种工矿企业中作原动机使用, 用以驱动大转动惯量的鼓风机、磨煤机、轧钢机、卷扬机、破碎机、皮带机等机械的电动机应在订货时提供有关技术资料, 签定技术协议, 作为电机特殊设计的依据, 以确保电机可靠运行。

电动机正常工作基本条件:

- (1) 海拔不超过 1000m;
- (2) 最高环境空气温度不超过 40℃; 最低环境空气温度对采用滚动轴承的电动机为-15℃, 对采用滑动轴承的电动机为 5℃;
- (3) 最湿月月平均最高相对湿度为 90%, 同时该月月平均最低温度不高于 25℃;
- (4) 电源频率为 50Hz±1%;
- (5) 工作电压变化范围不大于额定电压±5%;
- (6) 电动机定额为连续工作制 S1。

2. Application Ranges

This series of motor may be used for driving all kinds of general machines such as the compressor, ventilation fan, water pump, stock-removing machine, transportation machines and other mechanical equipment, and are applied as the prime mover in all industrial and mining enterprises such as the mine, machinery, petrochemical industry and power plant etc, if the users place an order for the motors that are used for driving the machines with huge rotary inertia such as the blower, coal grinder, rolling machine, crusher, belt machine, etc, they shall provide us with relevant technical data, sign the technical agreement with us as the basis for specific design of motor to ensure the reliable operation of motor.

Normal operation conditions for motor:

- (1) Sea level is not over 1000m;
- (2) The highest ambient temperature is not over 40℃, The lowest ambient temperature for motor with rolling bearing is not over-15℃; for motor with sliding bearing is 5℃;
- (3) In moist month, the monthly overage highest relative humidity is 90%, at the same time, the monthly overage lowest temperature is not over 25℃;
- (4) The frequency of power source is 50Hz±1%;
- (5) The variation of work voltage is not over rated voltage±5%;
- (6) Motor rating is continuous operation system S1.

YJS 系列紧凑型中型高压三相异步电动机 (机座号 355~560)

YJS Series Medium Sized High Voltage Compact Type Three-phase Induction Motors (H355~560)

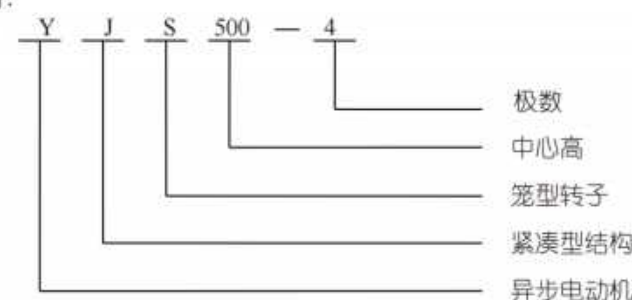
YJS 系列紧凑型中型高压三相异步电动机 (机座号 355~560)

YJS Series Medium Sized High Voltage Compact Type Three-phase Induction Motors (H355~560)

3. 型号说明

电动机型号按 GB4831 由产品代号、规格代号二部分依次排列组成。产品代号由电机系列代号表示，规格代号由中心高、级数表示。

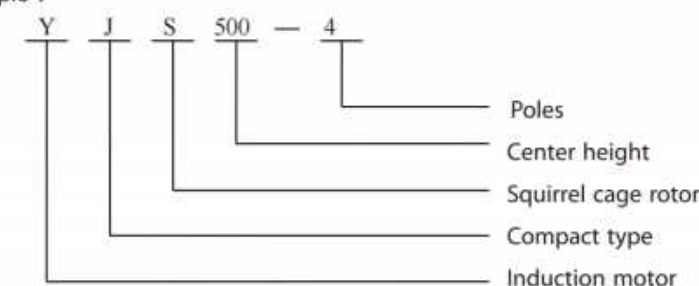
示例：



3. Type Description

The motor type is composed of the product code and size code in accordance with the regulations of GB4831. The product code is represented by the motor series code, the size code is composed of the center height and pole quantity.

Example :



4. 结构说明

本系列电机结构紧凑、体积小、重量轻；可替代传统钢板结构的封闭式冷却电动机；具有很高的运行效率；机座、端盖选用高强度铸铁材料，通过先进的铸造工艺铸造而成，优秀的设计和精良的工艺使得本系列电机具有良好的散热性，电动机机座和端盖有较高的强度和刚度。

线圈铁芯选用外压装工艺。装配质量好，维修方便；

绕组经过真空压力浸漆处理，从而提高了绕组绝缘可靠性。定子绕组端部排列整齐，固定可靠。

电动机的笼型转子为特殊工艺制造的铸铝制造。转子笼条、端环及风扇等一次铸造成型，提高了可靠性，增大了允许拖动负载的转动惯量，可在恶劣的环境下使用，并有良好的电气性能。

采用特殊的冷却结构，使电动机具有理想的冷却效果。

接线盒结构紧凑，防护等级高，有连接可靠的接线端子。接线方式灵活，可多方位接线。

4 . Construction Description

This series motor with characteristics of compact structure, small volume and light weight. It has high operation efficiency and can replace of the enclosed cooling motor with the traditional structure of the steel plate. The frame and end cover adopted high strength cast iron material through advanced cast technique. Excellent design and technology make this series motor had good heat dissipation. The frame and end cover owned high strength and rigidity.

The stator adopted the technology of external pressure. Good assembly and maintenance easy.

The winding is treated by vacuum pressure impregnation so as to increase the winding insulation reliability. The end of the stator winding aligned neatly, fixed and reliable.

This series motor's squirrel cage rotors adopt cast-aluminum rotor. The rotor bar, end ring, fan etc a casting to shape, it improved on reliability and increased the moment of inertial of allowed load. It still has a good electrical performance in poor condition.

Adopted the special cooling structure, make the motor had a good cooling performance.

This series motor has compact structure of terminal box and high protection class. The connection terminals can be multiple connection since it flexible.

5. YJS 三相笼型异步电动机的起动

YJS 鼠笼型异步电动机的转子采用了先进的计算技术来计算鼠笼转子的起动温升和应力,以防电动机因起动负载过重而导致电机早期损坏。建议用户核查:

- (1)被驱动机械转动部分的转动惯量(折算到电动机转速后)应不超过技术数据表中 (负载 J) 项的数值;
- (2)用户的电网应保证电动机在起动过程中的电机端电压不低于额定电压的 85%;
- (3)被传动机械的阻力矩特性为水泵、风机类阻力矩特性。

在上述条件下,电动机允许在实际冷状态下连续起动两次,电动机在两次起动之间为自然停车;或者在电动机热状态下起动一次。超出以上限制的再次起动电动机应在停车 1 小时以后。

如果需要电动机传动的机械转动部分的转动惯量超过技术数据表中的 (负载 J) 数值,或要求频繁起动电动机,或有可能带重负载起动的电动机,务必请事先和我公司联系协商,以便特殊设计,确保电动机的可靠起动。

5. Starting of YJS series three-phase cage induction motor

The YJS series squirrel cage rotor of induction motor have adopted the advanced computer technique to calculate the temperature and pressure of the squirrel rotor, thus to avoid the motor's destroy at a early period because of the motor's overloaded while starting . So we suggest users to check the items as belows:

- (1) The moment of inertial of the rotating part of the driven mechanical equipment should not over these values of (loading J) item shown in the technical table;
- (2) Customers should guarantee the voltage of electric network across the motor's terminals not lower than 85% of the rated value during starting;
- (3) The resistance moment feature of driven machines is the resistance moment feature of water pump and fan.

Under the above mentioned conditions, motor may be permitted to be started at actual cold condition for twice continuously, or at hot condition for once, the interval of two times starting is natural stoppage. The restarting of the motor over the above times should be one hour later.

If the moment of inertia of the mechanical rotating part of the driven machinery is over the value shown in (loading J) item of technical data, or there is a requirement to start motor frequently, or it is possible to start the motor under heavy loading, it is necessary to contact with our company for negotiating about specific design so as to ensure the reliable start-up of motor.

6. 订货须知

请在订货时注明以下内容:

- (1) 电机型号: YJS500-4
- (2) 额定频率: 50Hz
- (3) 额定功率: 1000kW
- (4) 额定电压: 6kV
- (5) 极 数: 4 极
- (6) 防护等级: IP54
- (7) 冷却方法: IC411
- (8) 安装型式: IMB3
- (9) 旋转方向: 顺时针方向(面对电动机轴伸端看)
- (10) 出线盒位置: 电动机右侧(面对电动机轴伸端看)

6. Order Information

Please specify the following items when placing the order:

- (1) Motor type: YJS500-4
- (2) Rated frequency: 50Hz
- (3) Rated power: 1000kW
- (4) Rated voltage: 6kV
- (5) Poles: 4-pole
- (6) Protection class: IP54
- (7) Cooling method: IC411
- (8) Installation method: IMB3
- (9) Rotating direction: Clockwise (view facing shaft end of electrical motor)
- (10) Position of terminal box: Right side of the motor (view facing shaft end of electrical motor)

7. 注意事项

- (1) 核查被驱动机械设备转动惯量(折算到电动机的转速后)，请查阅前述第 5 章：鼠笼型电动机的启动；
- (2) 如工作条件有变化或其它特殊要求，需另签订技术协议方可签订货合同；
- (3) 样本内表中所列的技术性能数据均为保证值，供设计选用和定货时参考；
- (4) 随着技术的进步和有关国内外标准的修改，样本内技术数据及尺寸有所变动，不另行通知，订货后请向我公司索取正式外形图。

7. Notice

- (1) To check the moment of inertia (after being converted to motor's rotating speed) of rotating part of the driven machinery, please to consult the content of the fifth section: The starting of squirrel cage type motor;
- (2) If working condition being changed or other special requirement, it is necessary to sign a technical agreement before ordering;
- (3) All technical property values shows in the sample table are design values, which close to the actual values and used as a reference for design and ordering, but may not be used as a checking standard, if there is necessary to check, it must be in accordance with relative technical specifications;
- (4) Due to the technology development and the revise of relative state standards, if here have any changes in the technical data, we would not prior notice. After ordering, please to ask for the formal outline drawing of our company.

8. 技术数据表

8. Technical Data

YJS 系列紧凑型三相笼型异步电动机技术数据 (IP54、IP55、6kV) 保证值

YJS series compact type squirrel cage three-phase induction motor (IP54, IP55, 6kV) guarantee value

型号	额定功率 (kW)	额定转速 (r/min)	定子电流 (A)	额定效率 (%)	功率因数 $\cos \varphi$	堵转电流 额定电流 Ist/In	堵转转矩 额定转矩 Tst/Tn	最大转矩 额定转矩 Tm/Tn	转动惯量 GD ² /4 (kg·m ²)		参考重量 (kg)
									电机 Jm	负载 J	
YJS355-2	185	2975	22.6	93.9	0.84	7.0	0.7	2.0	2	18	1500
	200	2975	24.4	94.0	0.84	7.0	0.7	2.0	2	20	1500
	220	2976	26.8	94.2	0.84	7.0	0.7	2.0	2	22	1600
	250	2976	30.3	94.4	0.84	7.0	0.7	2.0	2	25	1700
	280	2976	33.1	94.6	0.86	7.0	0.7	2.0	2	28	1800
YJS400-2	315	2980	37.2	94.8	0.86	7.0	0.7	2.0	4	30	2770
	355	2979	41.9	94.9	0.86	7.0	0.7	2.0	4	34	2890
	400	2976	47.1	95.1	0.86	7.0	0.7	2.0	5	38	3000
	450	2979	52.9	95.2	0.86	7.0	0.7	2.0	5	44	3150
YJS450-2	500	2976	58.0	95.3	0.87	7.0	0.7	2.0	7	47	3520
	560	2976	64.9	95.4	0.87	7.0	0.7	2.0	8	53	3620
	630	2980	73.0	95.5	0.87	7.0	0.7	2.0	9	59	3750
	710	2982	82.1	95.7	0.87	7.0	0.7	2.0	10	66	3800
YJS500-2	800	2979	91.5	95.6	0.88	7.0	0.7	2.0	12	74	4450
	900	2980	102.8	95.7	0.88	7.0	0.7	2.0	13	84	4630
	1000	2977	114.0	95.9	0.88	7.0	0.7	2.0	14	94	4730
	1120	2982	127.6	96.0	0.88	7.0	0.7	2.0	15	106	4900
YJS560-2	1250	2980	140.6	96.1	0.89	7.0	0.7	2.0	24	111	5830
	1400	2982	157.2	96.3	0.89	7.0	0.7	2.0	25	126	6180
	1600	2979	179.3	96.5	0.89	7.0	0.7	2.0	26	147	6200
YJS355-4	185	1485	22.6	93.7	0.84	6.5	0.8	2.0	4	88	1900
	200	1485	24.4	93.9	0.84	6.5	0.8	2.0	4	95	1900
	220	1485	26.8	94.1	0.84	6.5	0.8	2.0	4	105	2000
	250	1485	30.4	94.3	0.84	6.5	0.8	2.0	5	119	2100
	280	1485	33.9	94.5	0.84	6.5	0.8	2.0	5	134	2200
YJS400-4	315	1488	37.7	94.6	0.85	6.5	0.8	2.7	11	145	2720
	355	1485	42.4	94.8	0.85	6.5	0.8	2.7	12	164	2820
	400	1484	47.7	95.0	0.85	6.5	0.8	2.7	13	186	2920
	450	1485	53.5	95.2	0.85	6.5	0.8	2.8	14	209	3080
YJS450-4	500	1485	58.7	95.3	0.86	6.5	0.8	2.0	13	235	3750
	560	1488	65.7	95.4	0.86	6.5	0.8	2.0	14	263	3928
	630	1490	73.8	95.5	0.86	6.5	0.8	2.0	15	296	4150
	710	1489	83.1	95.6	0.86	6.5	0.8	2.0	16	334	4300
YJS500-4	800	1490	93.5	95.7	0.86	6.5	0.8	2.0	27	367	4700
	900	1488	105.1	95.8	0.86	6.5	0.8	2.0	29	416	4780
	1000	1491	116.7	95.9	0.86	6.5	0.8	2.0	32	460	4880
	1120	1489	130.5	96.0	0.86	6.5	0.8	2.0	34	519	5000
YJS560-4	1250	1489	143.9	96.1	0.87	6.5	0.7	2.0	50	490	5900
	1400	1490	161.0	96.2	0.87	6.5	0.7	2.0	52	552	6100
	1600	1489	183.6	96.4	0.87	6.5	0.7	2.0	54	637	6450

YJS 系列紧凑型中型高压三相异步电动机 (机座号 355~560)

YJS Series Medium Sized High Voltage Compact Type Three-phase Induction Motors (H355~560)

YJS 系列紧凑型三相笼型异步电动机技术数据 (IP54、IP55、6kV) 保证值

YJS series compact type squirrel cage three-phase induction motor (IP54, IP55, 6kV) guarantee value

型号	额定功率 (kW)	额定转速 (r/min)	定子电流 (A)	额定效率 (%)	功率因数 $\cos \varphi$	堵转电流 额定电流 I_{st}/I_n	堵转转矩 额定转矩 T_{st}/T_n	最大转矩 额定转矩 T_m/T_n	转动惯量 $GD^2/4$ (kg.m ²)		参考重量 (kg)
									电机 J_m	负载 J	
YJS355-6	160	988	20.6	93.4	0.80	6.0	0.8	2.0	6	173	2000
	185	988	23.8	93.5	0.80	6.0	0.8	2.0	7	200	2000
	200	987	25.7	93.6	0.80	6.0	0.8	2.0	7	218	2100
YJS400-6	220	987	27.5	93.8	0.82	6.0	0.8	2.0	9	238	2700
	250	985	31.2	93.9	0.82	6.0	0.8	2.0	9	273	2800
	280	986	34.9	94.1	0.82	6.0	0.8	2.0	10	305	2900
YJS450-6	315	990	39.2	94.3	0.82	6.0	0.8	2.0	11	341	3000
	355	990	43.6	94.5	0.83	6.0	0.8	2.0	18	378	3650
	400	989	49.0	94.6	0.83	6.0	0.8	2.0	19	428	3800
YJS500-6	450	989	55.1	94.7	0.83	6.0	0.8	2.0	21	482	4000
	500	991	61.1	94.9	0.83	6.0	0.8	2.0	23	534	4200
YJS500-6	560	992	68.3	95.1	0.83	6.0	0.8	2.0	27	596	4550
	630	992	76.7	95.2	0.83	6.0	0.8	2.0	28	673	4650
	710	992	86.4	95.3	0.83	6.0	0.8	2.0	30	760	4750
YJS560-6	800	993	97.2	95.4	0.83	6.0	0.8	2.0	32	856	4850
	900	993	107.8	95.6	0.84	6.0	0.7	2.0	59	815	6050
	1000	992	119.7	95.7	0.84	6.0	0.7	2.0	61	912	6150
YJS400-8	1120	993	133.9	95.8	0.84	6.0	0.7	2.0	64	1024	6260
	1250	992	149.3	95.9	0.84	6.0	0.7	2.0	66	1150	6400
YJS400-8	160	740	21.7	93.2	0.76	5.5	0.8	2.0	9	311	2700
	185	740	25.1	93.3	0.76	5.5	0.8	2.0	9	361	2800
	200	740	26.7	93.5	0.77	5.5	0.8	2.0	10	390	2900
YJS450-8	220	741	29.3	93.7	0.77	5.5	0.8	2.0	11	427	3000
	250	741	32.8	93.9	0.78	5.5	0.8	2.0	17	481	3150
	280	740	36.7	94.1	0.78	5.5	0.8	2.0	18	542	3800
YJS500-8	315	740	41.3	94.2	0.78	5.5	0.8	2.0	19	610	3900
	355	743	46.4	94.4	0.78	5.5	0.8	2.0	20	684	4000
YJS500-8	400	742	51.6	94.5	0.79	5.5	0.8	2.0	28	767	4450
	450	741	57.9	94.6	0.79	5.5	0.8	2.0	29	868	4550
	500	742	63.4	94.8	0.80	5.5	0.8	2.0	31	963	4650
YJS560-8	560	742	71.0	94.9	0.80	5.5	0.8	2.0	33	1080	4750
	630	744	78.7	95.1	0.81	5.5	0.7	2.0	59	1031	5780
	710	743	88.5	95.3	0.81	5.5	0.7	2.0	61	1170	6100
YJS560-8	800	743	99.6	95.4	0.81	5.5	0.7	2.0	64	1324	6120
	900	743	111.8	95.6	0.81	5.5	0.7	2.0	66	1495	6300

YJS 系列紧凑型中型高压三相异步电动机 (机座号 355~560)

YJS Series Medium Sized High Voltage Compact Type Three-phase Induction Motors (H355~560)

YJS 系列紧凑型三相笼型异步电动机技术数据 (IP54、IP55、10kV) 保证值

YJS series compact type squirrel cage three-phase induction motor (IP54, IP55, 10kV) guarantee value

型号	额定功率 (kW)	额定转速 (r/min)	定子电流 (A)	额定效率 (%)	功率因数 $\cos \varphi$	堵转电流 额定电流 I_{st}/I_n	堵转转矩 额定转矩 T_{st}/T_n	最大转矩 额定转矩 T_m/T_n	转动惯量 $GD^2/4$ (kg.m ²)		参考重量 (kg)
									电机 J_m	负载 J	
YJS450-2	220	2991	16.5	92.8	0.83	6.6	0.9	1.9	3	27	3530
	250	2991	18.7	93.0	0.83	6.7	0.9	1.9	3	31	3540
	280	2990	20.9	93.1	0.83	6.9	0.9	1.8	3	36	3580
	315	2991	23.5	93.3	0.83	6.5	0.9	1.8	4	39	3600
	355	2989	26.1	93.5	0.84	6.5	0.9	1.8	4	45	3740
YJS500-2	400	2990	29.3	93.8	0.84	6.5	0.9	1.8	5	50	4040
	450	2981	32.9	93.9	0.84	6.6	0.9	1.8	8	54	4060
	500	2978	36.6	94.0	0.84	6.5	0.9	1.8	8	61	4100
	560	2981	40.4	94.2	0.85	6.6	0.9	1.8	8	70	4370
	630	2979	45.3	94.4	0.85	6.5	0.9	1.8	9	78	4390
YJS560-2	710	2976	51.0	94.6	0.85	6.5	0.9	1.8	9	90	4540
	800	2979	56.7	94.8	0.86	6.7	0.9	1.9	10	101	5480
	900	2986	63.6	95.0	0.86	6.8	1.0	1.9	17	121	5490
	1000	2985	69.8	95.1	0.87	6.5	1.0	1.8	17	137	5570
	1120	2986	78.0	95.3	0.87	6.7	1.0	1.8	19	153	5590
YJS450-4	1250	2986	86.9	95.5	0.87	7.0	1.0	1.9	19	173	5720
	1400	2985	97.1	95.7	0.87	6.6	1.0	1.8	21	194	3530
	220	1487	16.7	92.8	0.82	6.5	0.9	1.8	7	115	3600
	250	1487	18.9	93.0	0.82	6.4	0.9	1.8	7	132	3650
	280	1487	21.2	93.1	0.82	6.4	0.9	1.8	8	148	3770
YJS500-4	315	1486	23.8	93.3	0.82	6.3	0.9	1.8	8	168	3880
	355	1486	26.4	93.5	0.83	6.3	0.9	1.8	9	189	3950
	400	1486	29.7	93.8	0.83	6.5	0.9	1.8	9	214	4210
	450	1491	33.3	93.9	0.83	6.1	1.0	1.9	16	261	4290
	500	1490	37.0	94.0	0.83	6.4	1.0	1.9	16	292	4360
YJS560-4	560	1490	40.9	94.2	0.84	6.4	1.0	1.9	16	329	4490
	630	1490	45.9	94.4	0.84	6.3	1.0	1.9	17	371	4630
	710	1490	51.6	94.6	0.84	6.3	1.0	1.9	17	420	4720
	800	1490	57.3	94.8	0.85	6.2	1.0	1.9	18	475	5270
	900	1490	64.3	95.0	0.85	6.1	1.0	1.9	46	509	5910
YJS450-6	1000	1488	70.6	95.1	0.86	6.2	1.0	1.8	48	570	6080
	1120	1490	78.9	95.3	0.86	6.2	1.0	1.9	51	639	6260
	1250	1490	87.9	95.5	0.86	6.4	1.0	1.9	54	716	6450
	1400	1490	97.9	96.0	0.86	6.4	1.0	1.9	54	809	6450
	220	990	17.3	92.7	0.79	5.5	1.0	1.8	12	295	3610
YJS450-6	250	989	19.7	92.9	0.79	5.4	1.0	1.8	12	338	3650
	280	987	21.7	93.1	0.80	4.7	1.0	1.8	13	380	3720
	315	987	24.4	93.3	0.80	4.6	1.0	1.8	15	427	3720

YJS 系列紧凑型中型高压三相异步电动机 (机座号 355~560)

YJS Series Medium Sized High Voltage Compact Type Three-phase Induction Motors (H355~560)

YJS 系列紧凑型中型高压三相异步电动机 (机座号 355~560)

YJS Series Medium Sized High Voltage Compact Type Three-phase Induction Motors (H355~560)

YJS 系列紧凑型三相笼型异步电动机技术数据 (IP54、IP55、10kV) 保证值

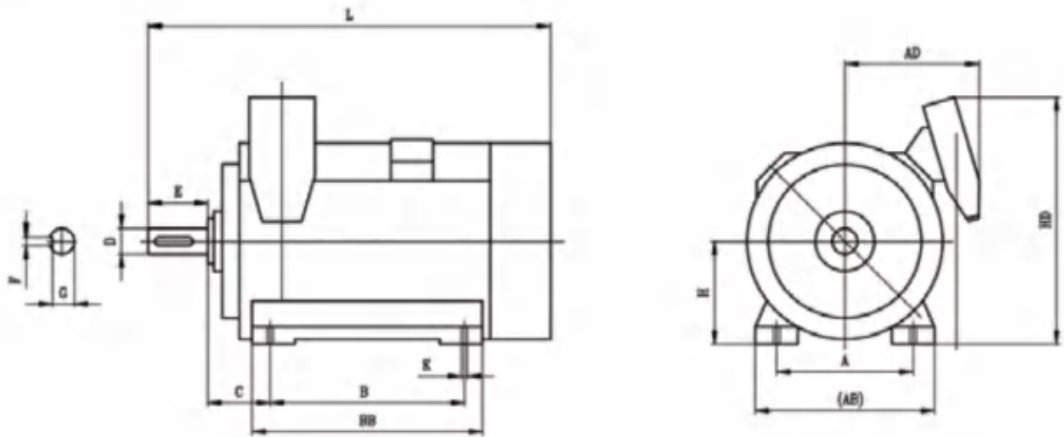
YJS series compact type squirrel cage three-phase induction motor (IP54, IP55, 10kV) guarantee value

型号	额定功率 (kW)	额定转速 (r/min)	定子电流 (A)	额定效率 (%)	功率因数 $\cos \varphi$	堵转电流 额定电流	堵转转矩 额定转矩	最大转矩 额定转矩	转动惯量 $GD^2/4$ ($\text{kg} \cdot \text{m}^2$)		参考重量 (kg)
									电机 J_m	负载 J	
YJS500-6	355	991	27.4	93.5	0.80	5.0	0.9	1.8	22	423	4240
	400	991	30.8	93.6	0.80	5.1	0.9	1.8	22	479	4330
	450	992	34.6	93.8	0.80	5.3	0.9	1.8	23	540	4380
	500	992	38.4	94.0	0.80	5.6	0.9	1.8	24	601	4510
	560	993	42.9	94.2	0.80	5.9	0.9	1.8	26	673	4660
	630	993	48.2	94.3	0.80	6.3	0.9	1.9	28	759	4810
YJS560-6	710	993	53.6	94.5	0.81	5.8	1.0	1.8	56	929	5950
	800	993	60.2	94.7	0.81	6.0	1.0	1.8	58	1052	6070
	900	992	67.6	94.9	0.81	5.3	1.0	1.8	58	1193	6140
	1000	993	75.0	95.1	0.81	5.7	1.0	1.8	61	1326	6260
	1120	993	83.9	95.2	0.81	5.7	1.0	1.8	63	1491	6260
YJS450-8	220	742	18.5	92.7	0.74	5.0	1.0	1.8	13	534	3780
	250	742	21.0	92.8	0.74	5.0	1.0	1.8	15	606	3820
YJS500-8	280	745	23.5	93.0	0.74	6.4	1.0	1.9	22	668	4290
	315	744	26.0	93.2	0.75	6.3	1.0	1.9	22	756	4380
	355	744	29.3	93.4	0.75	6.1	1.0	1.9	23	854	4450
	400	744	32.9	93.5	0.75	6.1	1.0	1.9	26	962	4530
	450	744	36.5	93.7	0.76	6.0	1.0	1.9	28	1084	4670
YJS560-8	500	744	40.5	93.8	0.76	6.2	1.0	1.9	56	1180	5630
	560	744	44.7	94.0	0.77	6.2	1.0	1.9	58	1326	5700
	630	744	50.2	94.1	0.77	6.2	1.0	1.9	58	1499	5900
	710	744	56.5	94.2	0.77	6.3	1.0	1.9	61	1693	6070
	800	744	63.5	94.4	0.77	6.3	1.0	1.9	63	1914	6070

YJS 系列紧凑型三相笼型异步电动机 (IP54、IP55、6kV) 外形及安装尺寸图

Dimension and installation size drawing of YJS series compact type squirrel cage three-phase induction motor

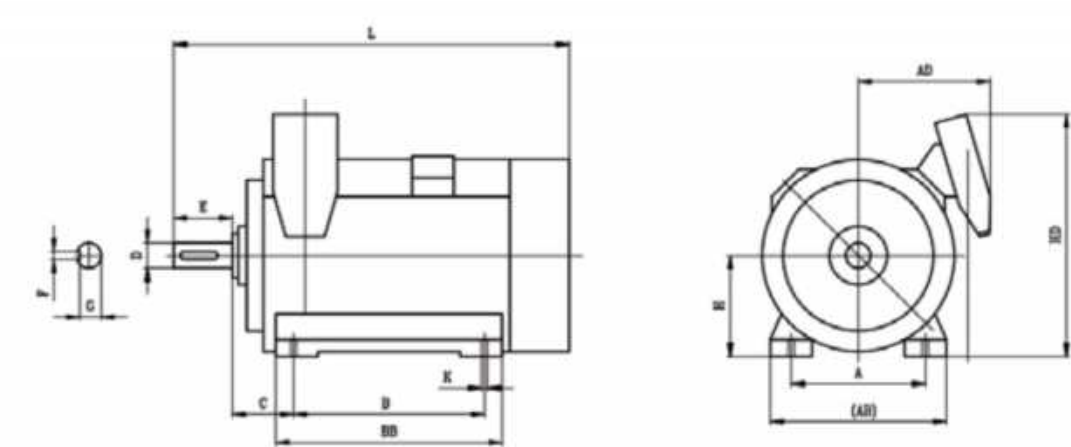
(IP54, IP55, 6kV)



机座号 Frame No.	极数 Poles	安装尺寸 Installation size									外形尺寸 Dimension				
		A	B	C	D	E	F	G	H	K	AD	HD	(AB)	(BB)	L
355	2	630	900	254	75	140	20	67.5	355	28	860	1250	790	1110	2000
	4-6				100	210	28	90							
400	2	710	1000	280	85	170	22	76	400	35	860	1340	870	1200	2165
	4-8				110	210	28	100							2205
450	2	800	1120	280	95	170	25	86	450	35	930	1200	950	1340	2165
	4				120	210	32	109							2165
	6-8				130	250	32	119							2205
500	2	900	1250	280*	110	210	28	100	500	42	970	1280	1080	1490	2345*
	4			280	130	250	32	119							2385
	6-8				140	250	36	128							2385
560	2	1000	1400	315*	130	250	32	119	560	48	1030	1380	1180	1680	2600*
	4			315	150	250	36	138							2600
	6-8				160	300	40	147							2650

*注：该尺寸随负荷不同将有较大变动，订货时请与本公司洽谈（订货时注意，根据负荷不同可能采用滑动轴承）。
Note: The dimension take with * will be variable according to the different load please negotiate with us when ordering (we may use sliding bearing if it requires)

YJS 系列紧凑型三相笼型异步电动机(IP54、IP55, 10kV)外形及安装尺寸图
Dimension and installation size drawing of YJS series compact type squirrel cage three-phase induction motor
(IP54, IP55, 10kV)



Y3 系列中型低压三相异步电动机
(机座号 355 ~ 450)
Y3 Series Medium Sized Low Voltage Three-phase Induction Motors
(H355 ~ 450)

机座号 Frame No.	极数 Poles	安装尺寸 Installation size									外形尺寸 Dimension				
		A	B	C	D	E	F	G	H	K	AD	HD	(AB)	(BB)	L
450	2	800	1120	280	95	170	25	86	450	35	930	1200	950	1340	2310
	4				120	210	32	109							
	6~8				130	250	32	119							
500	2	900	1250	280*	110	210	28	100	500	42	970	1280	1080	1490	2610
	4			315	130	250	32	119							
	6~8				140	250	36	128							
560	2	1000	1400	315*	130	250	32	119	560	42	1030	1380	1180	1680	2900
	4			355	150	250	36	138							
	6~8				160	300	40	147							
*注: 该尺寸随负荷不同将有较大变动, 定货时请与本公司洽谈 (定货时注意, 根据负荷不同可能采用滑动轴承)。 Note: The dimension take with * will be variable according to the different load please negotiate with us when ordering (we may use sliding bearing if it requires)															

1. 概述

Y3-355-450系列中型低压大功率三相异步电动机是我公司新设计的系列产品,外形美观,式样新颖,防护等级更高,技术性能更好,结构紧凑,节能环保,一些技术经济指标已达到国际先进水平。这些产品已大批量生产,远销全国各地,深受用户欢迎。

本系列产品用料考究,制造精良,具有高效节能、噪声低、振动小、运行可靠、使用安装维修方便等优点。

本系列电动机的功率等级、电气性能和安装尺寸及公差均符合国家标准 GB755《旋转电机定额和性能》国际电工委员会标准 IEC34-1《旋转电机定额和性能》和机械行业标准 JB/T10868-2008 等。

本系列电动机的外壳防护等级根据 GB4942.1 和 IEC34-5《旋转电机外壳防护等级》的标准为 IP55。

本系列电动机的冷却方法根据 GB/T1993 和 IEC34-6《旋转电机冷却方法》的标准为 IC411。

本系列电动机的结构及安装型式为 IMB3(机座带底脚,端盖无凸缘),IMB35(机座带底脚,端盖有凸缘),IMV1(立式带凸缘),符合 GB997 和 IEC34-7《电机结构及安装型式代号》的规定。

本样本内表中列出了 380V、660V 级各种规格电动机的技术数据及安装尺寸,并可派生 440V 级等各种规格的电动机。

1. General

Y3-355-450 series of medium-sized low-voltage high-power three-phase asynchronous motors are newly designed by our company, with beautiful appearance, novel style, higher protection level, better technical performance, compact structure, energy saving and environmental protection, and some technical and economic indexes have reached the international advanced level. These products have been mass-produced and exported to all over the country, and are well received by users.

This series products adopt the high quality materials, good manufacturing process, have the characteristics of high efficiency and energy-saving, small vibration, reliable operating and convenient for mounting and maintenance etc.

The power grade, electric property, mounting dimensions and tolerance are coincident with national standard GB755 Rotating Electric Motor Rating and Property, International Electrical Committee standard IEC34-1 Rotating Electric Motor Rating and Property and machinery industry standards JB/T10868-2008 etc.

The out cover protections of this series of motor is IP55 in accordance with the standard of GB4942.1 and IEC34-5 Enclosure Protection Levels of Rotating Electrical Machine.

The cooling method is IC416 in accordance with the standard of GB/T1993 and IEC34-6 Cooling Methods of Rotating Electrical Machine.

The structure and Installation method of this series of motor is IMB3 (frame with footing, end shield without flange), IMB35 (frame with footing, end shield with flange), IMV1(vertical with flange), and complies with the specifications of GB997 and IEC 34-7 Motor Structure and Mounting Cope Type.

This sample table lists the technical data and installation sizes of 380V and 660V grade series motor, and may derive the 440V grade motors in all sizes.

2. 使用范围

本系列电动机可用于驱动各种通用机械如压缩机、通风机、水泵、切削机床、运输机械及其它机械设备,在矿山、机械、石化行业、发电厂等各种工矿企业中作原动机使用,用以驱动大转动惯量的鼓风机、磨煤机、轧钢机、卷扬机、破碎机、皮带机等机械的电动机应在订货时提供有关技术资料,签定技术协议,作为电机特殊设计的依据,以确保电机可靠运行。

电动机正常工作基本条件:

- (1) 海拔不超过 1000m;
- (2) 最高环境空气温度不超过 40℃; 最低环境空气温度为-15℃;
- (3) 最湿月月平均最高相对湿度为 90%同时该月月平均最低温度不高于 25℃;
- (4) 电源频率为 50Hz±1%;
- (5) 工作电压变化范围不大于额定电压±5%;
- (6) 电动机定额为连续工作制 S1。

2. Application Ranges

This series of motor may be used for driving all kinds of general machines such as the compressor, ventilation fan, water pump, stock-removing machine, transportation machines and other mechanical equipment, and are applied as the prime mover in all industrial and mining enterprises such as the mine, machinery, petrochemical industry and power plant etc, if the users place an order for the motors that are used for driving the machines with huge rotary inertia such as the blower, coal grinder, rolling machine, crusher, belt machine, etc, they shall provide us with relevant technical data, sign the technical agreement with us as the basis for specific design of motor to ensure the reliable operation of motor.

Normal operation conditions for motor:

- (1) Sea level is not over 1000m;
- (2) The highest ambient temperature is not over 40℃ and the lowest ambient temperature is-15℃;
- (3) In moist month, the monthly overage highest relative humidity is 90%, at the same time, the monthly overage lowest temperature is not over 25℃;
- (4) The frequency of power source is 50Hz±1%;
- (5) The variation of work voltage is not over rated voltage±5%;
- (6) Motor rating is continuous operation system S1.

3. 型号说明

电动机型号按 GB4831 的规定由产品代号、规格代号二部分依次排列组成。产品代号由电机系列代号表示，含义如下

Y3—— 第三次改型设计的鼠笼转子三相异步电动机。

规格代号由中心高、铁芯长度序号、极数组成。

示 例：



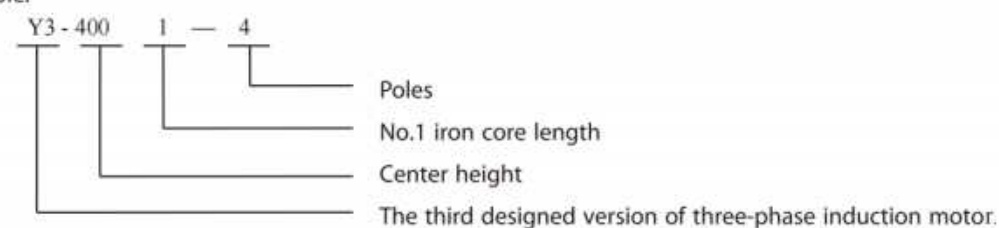
3. Type Description

The motor type is composed of the product code and size code in accordance with the regulations of GB4831. The product code is represented by the motor series code which meaning is show as follows:

Y3—— The third designed version of squirrel cage rotor three-phase induction motor.

The size code is composed of the center height, core length sequence and pole number.

Example:



4. 结构说明

电动机机座和端盖均采用高强度铸铁，定子采用外压装结构。定子绕组采用圆铜线散嵌软绕组，采用 F 级绝缘材料，绕组端部固定采用特殊绑扎工艺、牢固可靠，整个定子采用真空压力浸渍 F 级无溶剂漆（VPI）处理，由此，电动机具有优良可靠的绝缘性能和防潮、抗冲击能力。

本系列电动机鼠笼转子采用铸铝转子，运行可靠。

轴承为滚动轴承，其基本型式的防护等级为 IP55。

电机配备不停机加油和排油装置，可用专用加油工具进行不停机加排油。

主出线盒为密封结构，防护等级为 IP55。一般装于电机顶部（面对电动机轴伸端看），出线盒内有单独的接地端子。

4. Construction Description

The frames and end-shields of this series motors are made of cast iron, the stator employs the externally pressing structure. Stator winding adopts circular copper formed random soft coil. It adopts class F insulation, the fixing of winding terminals employs the special binding process, fixed and reliable, the whole stator is treated by the vacuum pressure impregnation (VPI) F solventless paint. Thus, the motor has the excellent and reliable insulation performance , damp-proof and shock resistance.

This series motor's squirrel cage rotors adopts cast-aluminum rotor, running reliably.

The motor adopts the rolling bearing structure and the basic protection class is IP55.

The motor has the special oil filling tools may be used for filling and exhausting the oil without stopping the machine.

The main terminal box employs the sealed structure, and the protection class is IP55. They are generally installed on the top of motor (view facing shaft end of the electric motor), The box has the separate grounding terminals.

YJS 系列紧凑型中型高压三相异步电动机 (机座号 355~560)

YJS Series Medium Sized High Voltage Compact Type Three-phase Induction Motors (H355~560)

YJS 系列紧凑型中型高压三相异步电动机 (机座号 355~560)

YJS Series Medium Sized High Voltage Compact Type Three-phase Induction Motors (H355~560)

5. 订货须知

请在订货时注明以下内容:

- (1) 电机型号: Y3-4001-4
- (2) 额定频率: 50Hz
- (3) 额定功率: 450kW
- (4) 额定电压: 380V
- (5) 极 数: 4 极
- (6) 防护等级: IP55
- (7) 冷却方法: IC411
- (8) 安装型式: IMB3
- (9) 旋转方向: 顺时针方向(面对电动机轴伸端看)
- (10) 出线盒位置: 电动机顶部(面对电动机轴伸端看)

5. Order Information

Please specify the following items when placing the order:

- (1) Motor type: Y3-4001-4
- (2) Rated frequency: 50Hz
- (3) Rated power: 450kW
- (4) Rated voltage: 380V
- (5) Poles: 4-pole
- (6) Protection class: IP55
- (7) Cooling method: IC411
- (8) Installation method: IMB3
- (9) Rotating direction: Clockwise (view facing shaft end of electrical motor)
- (10) Position of terminal box: On the top of the motor (view facing shaft end of electrical motor)

6. 注意事项

- (1) 如工作条件有变化或其它特殊要求, 需另签订技术协议及另提供外形图方可签订货合同;
- (2) 样本内表中所列的技术性能数据均为保证值, 供设计选用和定货时参考;
- (3) 随着技术的进步和有关国内外标准的修改, 样本内技术数据及尺寸有所变动, 不另行通知, 订货后请向我公司索取正式外形图。

6. Notice

- (1) If working condition being changed or other special requirement, it is necessary to sign a technical agreement before ordering.
- (2) All technical property values shows in the sample table are design values, which close to the actual values and used as a reference for design and ordering but may not be used as a checking standard, if there is necessary to check, it must be in accordance with relative technical specifications;
- (3) Due to the technology development and the revise of relative state standards, if here have any changes in the technical data, we would not prior notice. After ordering, please to ask for the formal outline drawing of our company.

YJS 系列紧凑型中型高压三相异步电动机 (机座号 355~560)

YJS Series Medium Sized High Voltage Compact Type Three-phase Induction Motors (H355~560)

YJS 系列紧凑型中型高压三相异步电动机 (机座号 355~560)

YJS Series Medium Sized High Voltage Compact Type Three-phase Induction Motors (H355~560)

7. 技术数据表

7. Technical Data

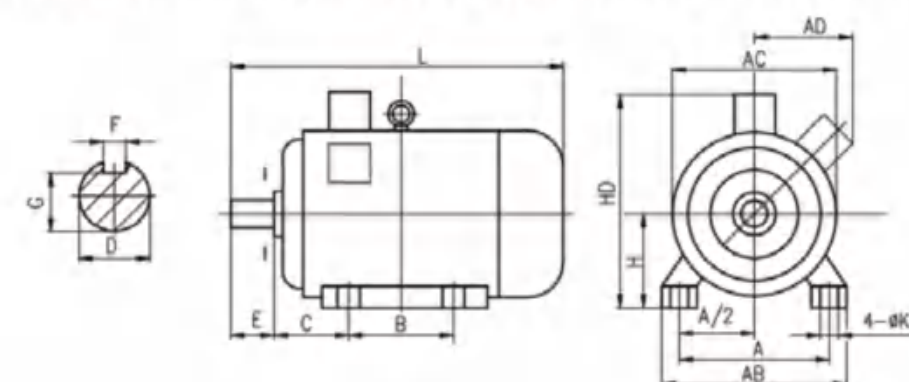
Y3 (IP55) 系列技术数据 (380V、660V) 保证值

Y3 (IP55) series technical data (380V, 660V) guarantee value

型号	额定 功率 (kW)	额定 电压 (V)	额定 转速 (r/min)	定子 电流 (A)	额定 效率 (%)	功率 因数 $\cos\varphi$	堵转电流 额定电流 I_{st}/I_n	堵转转矩 额定转矩 T_{st}/T_n	最大转矩 额定转矩 T_m/T_n	参考 重量 (kg)
Y3-3551-2	355	380	2980	622	96.4	0.90	6.5	1.3	2.5	3200
Y3-3552-2	400	380	2980	701	96.4	0.90	6.5	1.3	2.5	3300
Y3-3553-2	450	380	2980	788	96.4	0.90	6.5	1.3	2.5	3400
Y3-3551-4	355	380	1490	636	96.3	0.88	6.5	1.6	2.5	3200
Y3-3552-4	400	380	1490	717	96.3	0.88	6.5	1.6	2.5	3300
Y3-3553-4	450	380	1490	807	96.3	0.88	6.5	1.6	2.5	3400
Y3-3551-6	315	380	990	608	96.0	0.82	6.5	1.8	2.5	3300
Y3-3552-6	355	380	990	685	96.0	0.82	6.5	1.8	2.5	3400
Y3-3551-8	250	380	740	499	95.2	0.80	6.5	1.6	2.5	3300
Y3-3552-8	315	380	740	628	95.2	0.80	6.5	1.6	2.5	3400
Y3-3551-10	200	380	590	434	94.7	0.74	6.0	1.4	2.5	3300
Y3-3552-10	250	380	590	542	94.7	0.74	6.0	1.4	2.5	3400
Y3-4001-2	450	380	2980	788	96.4	0.90	6.5	1.3	2.5	4400
Y3-4002-2	500	380	2980	876	96.4	0.90	6.5	1.3	2.5	4500
Y3-4003-2	560	380	2980	969	96.5	0.91	6.5	1.2	2.5	4600
Y3-4001-4	450	380	1490	807	96.3	0.88	6.5	1.6	2.5	4300
Y3-4002-4	500	380	1490	896	96.4	0.88	6.5	1.4	2.5	4400
Y3-4003-4	560	380	1490	992	96.4	0.89	6.5	1.4	2.5	4500
Y3-4004-4	630	660	1490	642	96.5	0.89	6.5	1.4	2.5	4600
Y3-4001-6	355	380	995	685	96.0	0.82	6.5	1.6	2.5	4300
Y3-4002-6	400	380	995	761	96.2	0.83	6.5	1.6	2.4	4400
Y3-4003-6	450	380	995	856	96.2	0.83	6.5	1.6	2.4	4500
Y3-4004-6	500	380	995	949	96.4	0.83	6.5	1.6	2.4	4600
Y3-4001-8	315	380	745	628	95.2	0.80	6.5	1.6	2.5	4400
Y3-4002-8	355	380	745	705	95.6	0.80	6.0	1.6	2.4	4500
Y3-4003-8	400	380	745	795	95.6	0.80	6.0	1.6	2.4	4600
Y3-4001-10	250	380	595	542	94.7	0.74	6.0	1.4	2.5	4400
Y3-4002-10	315	380	595	654	95.1	0.77	6.0	1.4	2.5	4500
Y3-4003-10	355	380	595	737	95.1	0.77	6.0	1.3	2.5	4600
Y3-4501-2	560	660	2985	558	96.5	0.91	6.5	1.2	2.5	5200
Y3-4502-2	630	660	2985	628	96.5	0.91	6.5	1.2	2.5	5300
Y3-4503-2	710	660	2985	707	96.6	0.91	6.5	1.2	2.5	5400
Y3-4504-2	800	660	2985	796	96.6	0.91	6.5	1.2	2.5	5500
Y3-4501-4	630	660	1495	642	96.5	0.89	6.5	1.4	2.5	5200
Y3-4502-4	710	660	1495	723	96.5	0.89	6.5	1.4	2.5	5300
Y3-4503-4	800	660	1495	805	96.6	0.90	6.5	1.4	2.5	5400
Y3-4504-4	900	660	1495	906	96.6	0.90	6.5	1.4	2.5	5500
Y3-4501-6	500	660	995	547	96.4	0.83	6.5	1.6	2.4	5200
Y3-4502-6	560	660	995	605	96.4	0.84	6.5	1.6	2.4	5300
Y3-4503-6	630	660	995	680	96.5	0.84	6.5	1.6	2.4	5400
Y3-4504-6	710	660	995	766	96.5	0.84	6.5	1.6	2.4	5500
Y3-4501-8	400	660	745	458	95.6	0.80	6.0	1.6	2.4	5200
Y3-4502-8	450	660	745	501	95.9	0.82	6.0	1.6	2.4	5300
Y3-4503-8	500	660	745	554	96.2	0.82	6.0	1.6	2.4	5400
Y3-4504-8	560	660	745	621	96.2	0.82	6.0	1.6	2.4	5500
Y3-4501-10	355	380	595	737	95.1	0.77	6.0	1.3	2.5	5300
Y3-4502-10	400	380	595	826	95.6	0.77	6.0	1.3	2.5	5400
Y3-4503-10	450	380	595	929	95.6	0.77	6.0	1.3	2.5	5500

Y3-355~450 IMB3 机座带底脚、端盖上无凸缘的电动机安装及外形尺寸

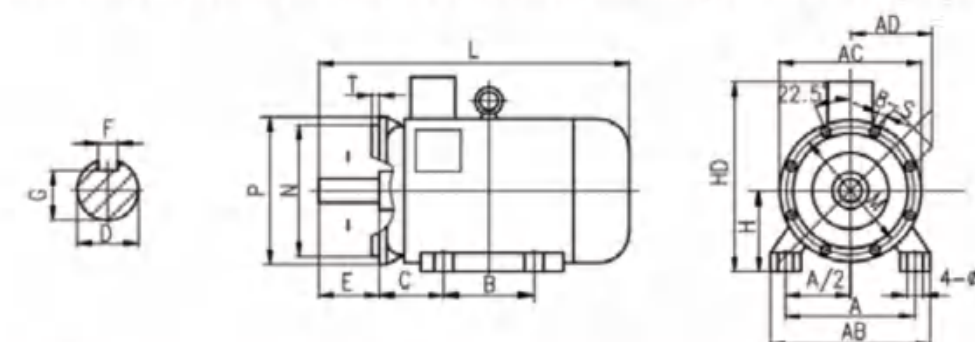
Dimension and installation size of Y3-355~450 IMB3 frame with footing and end shield without flange



机座号 Frame No.	极数 Poles	安装尺寸 Installation size										外形尺寸 Dimension				
		A	A/2	B	C	D	E	F	G	H	K	AB	AC	AD	HD	L
355	2	630	315	800	224	80	170	22	71	355	35	760	770	760	1130	1870
	4~10					110	210	28	100							1920
400	2	710	355	900	224	85	170	22	76	400	35	840	860	900	1260	1910
	4~10					120	210	32	109							1975
450	2	800	400	1000	250	95	170	25	86	450	42	990	960	940	1380	2070
	4~10					130	210	32	119							2110

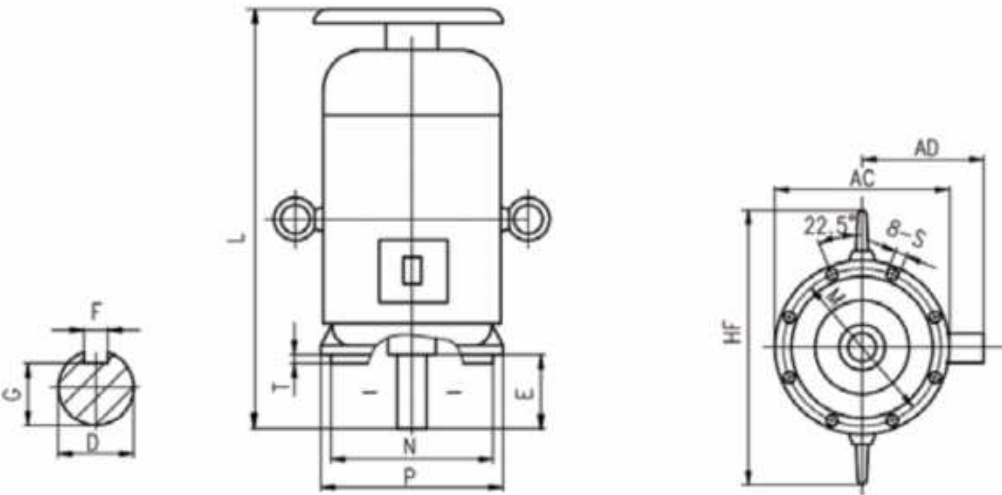
Y3-355~450 IMB35 机座带底脚、端盖上带凸缘的电动机安装及外形尺寸

Dimension and installation size of Y3-355~450 IMB35 frame with footing and end shield with flange



机座号 Frame No.	极数 Poles	安装尺寸 Installation size															外形尺寸 Dimension				
		A	A/2	B	C	D	E	F	G	H	K	M	N	P	S	T	AB	AC	AD	HD	L
355	2	630	315	800	224	80	170	22	71	355	35	840	780	900	24	6	760	900	900	1130	1870
	4~10					110	210	28	100												1920
400	2	710	355	900	224	85	170	22	76	400	35	940	880	1000	28	6	840	1000	1000	1260	1910
	4~10					120	210	32	109												1975
450	2	800	400	1000	250	95	170	25	86	450	42	1080	1000	1150	28	6	990	1150	1150	1380	2070
	4~10					130	210	32	119												2110

Y3-355~450 IMV1 机座不带底脚、端盖上带凸缘、轴伸朝下的电动机安装及外形尺寸图
Dimension and installation size of Y3-355~450 IMV1 frame without footing, end shield without flange and shaft extension downwards



Y、YR 系列(IP23)低压三相异步电动机 (机座号 280 ~ 355)

Y, YR Series Low Voltage Three-phase Induction Motors(IP23)(H280 ~ 355)

机座号 Frame No.	极数 Poles	安装尺寸 Installation size									外形尺寸 Dimension			
		D	E	F	G	M	N	P	S	T	AC	AD	HF	L
355	2	80	170	22	71	840	780	900	24	6	900	760	1220	1920
	4~10	110	210	28	100									1970
400	2	85	170	22	76	940	880	1000	28	6	1000	900	1225	1960
	4~10	120	210	32	109									2025
450	2	95	170	25	86	1080	1000	1150	28	6	1150	940	1500	2120
	4~10	130	210	32	119									2160

1. 概述

Y、YR280-355 (IP23) 系列小型低压三相异步电动机是我公司新设计的产品，外形美观，式样新颖，一些技术经济指标已达到国际先进水平。这些产品已大批量生产，远销多个国家和地区及全国各地，深受用户欢迎。

本系列产品用料考究，制造精良，具有高效节能、噪声低、振动小、运行可靠、使用安装维修方便等优点。

本系列电动机的功率等级、电气性能和安装尺寸及公差均符合国家标准 GB755 《旋转电机定额和性能》国际电工委员会标准 IEC34-1 《旋转电机定额和性能》和机械行业标准 JB 5272-91, JB5269-91 等。

本系列电动机的外壳防护等级根据 GB4942.1 和 IEC34-5 《旋转电机外壳防护等级》的标准为 IP23。

本系列电动机的冷却方法根据 GB/T1993-93 和 IEC34-6 《旋转电机冷却方法》的标准为 IC01。

本系列电动机的结构及安装型式为 IMB3(卧式带底脚，端盖无凸缘)，IMV1 (轴伸向下，下端盖有凸缘)，符合 GB997 和 IEC34-7 《电机结构及安装型式代号》的规定。

本样本内表中列出了 380V 级各种规格电动机的技术数据及安装尺寸，并可派生 440V、660V 级等各种规格的电动机。

1. General

Y, YR280-355(IP23) series small-sized low-voltage three-phase asynchronous motors are newly designed products of our company, which have beautiful appearance, novel style, and some technical and economic indexes have reached the international advanced level. These products have been mass-produced and exported to many countries and regions and all over the country, and are well received by users.

This series products adopt the high quality materials, good manufacturing process, have the characteristics of high efficiency and energy-saving, small vibration, reliable operating and convenient for mounting and maintenance etc.

The power grade, electric property, mounting dimensions and tolerance are coincident with national standard GB755 Rotating Electric Motor Rating and Property, International Electrical Committee standard IEC34-1 Rotating Electric Motor Rating and Property, and machinery industry standards JB 5272-91, JB5269-91 etc.

The out cover protections of this series of motor is IP55 in accordance with the standard of GB4942.1 and IEC34-5 Enclosure Protection Levels of Rotating Electrical Machine.

The cooling method is IC01 in accordance with the standard of GB/T1993-93 and IEC34-6 Cooling Methods of Rotating Electrical Machine.

The structure and Installation method of this series of motor is IMB3 (horizontal with footing, end shield without flange), IMV1 (shaft extension downwards and lower end cover with flange), and complies with the specifications of GB997 and IEC 34-7 Motor Structure and Mounting Cope Type.

This sample table lists the technical data and installation sizes of 380V grade series motor, and may derive the 440V and 660V grade motors in all sizes.

2. 使用范围

本系列电动机可用于驱动各种通用机械如压缩机、通风机、水泵、切削机床、运输机械及其它机械设备，在矿山、机械、石化行业、发电厂等各种工矿企业中作原动机使用，用以驱动大转动惯量的鼓风机、磨煤机、轧钢机、卷扬机、破碎机、皮带机等机械的电动机应在订货时提供有关技术资料，签订技术协议，作为电机特殊设计的依据，以确保电机可靠运行。

YR (IP23) 系列电动机能在较小的堵转电流下，提供较大的堵转转矩，并且能在一定范围内调速，它广泛使用下述场合：(1) 需要比鼠笼型更大的堵转转矩；(2) 输电线路容量不足以起动鼠笼型电动机；(3) 起动时间较长和起动比较频繁；(4) 需要小范围内调速；(5) 联成“电轴”作同步转动等；如压缩机、压榨机、卷扬机、拉丝机、传输机、印刷机等。

电动机正常工作基本条件：

- (1) 海拔不超过 1000m；
- (2) 最高环境空气温度不超过 40℃；最低环境空气温度为-15℃；
- (3) 最湿月月平均最高相对湿度为 90%同时该月月平均最低温度不高于 25℃；
- (4) 电源频率为 50Hz±1%；
- (5) 工作电压变化范围不大于额定电压±5%；
- (6) 电动机定额为连续工作制 S1；

2. Application Ranges

This series of motor may be used for driving all kinds of general machines such as the compressor, ventilation fan, water pump, stock-removing machine, transportation machines and other mechanical equipment, and are applied as the prime mover in all industrial and mining enterprises such as the mine, machinery, petrochemical industry and power plant etc, if the users place an order for the motors that are used to drive the machines with huge rotary inertia such as the blower, coal grinder, rolling machine, crusher, belt machine, etc, they shall provide us with relevant technical data, sign the technical agreement with us as the basis for specific design of motor to ensure the reliable operation of motor.

The YR (IP23) series electric motor is capable of providing relatively large locked rotor torque under relatively small locked rotor current, and regulating speed within limits. It apply to the following situations extensively: (1) The larger locked rotor torque is required than squirrel cage type motors; (2) The capacity of transmitting line is insufficient to start squirrel cage type electric motor; (3) Long starting time and frequent starting; (4) The speed regulation is required within small range; (5) Synchronous rotation with Electrical Axis. formed by unity. Such as: compressor, presser, winch, bedrench, conveyor, printing machine etc.

Normal operation conditions for motor:

- (1) Sea level is not over 1000m;
- (2) The highest ambient temperature is not over 40°C, The lowest ambient temperature is -15°C;
- (3) In moist month, the monthly overage highest relative humidity is 90%, at the same time, the monthly overage lowest temperature is not over 25°C;
- (4) The frequency of power source is 50Hz±1%;
- (5) The variation of work voltage is not over rated voltage±5%;
- (6) Motor rating is continuous operation system SI.

3. 型号说明

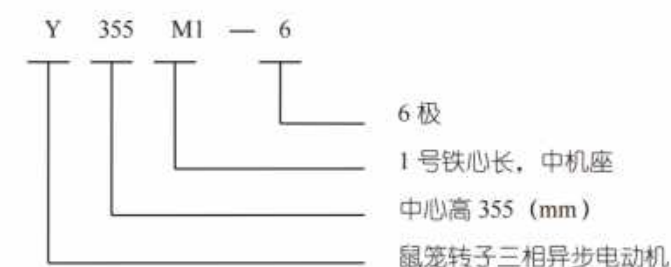
电动机型号按 GB4831 的规定由产品代号、规格代号二部分依次排列组成。产品代号由电机系列代号表示, 含义如下

Y----- 鼠笼转子三相异步电动机

YR----- 绕线转子三相异步电动机

规格代号由中心高、铁心长度序号、极数组成。

示 例:



3. Type Description

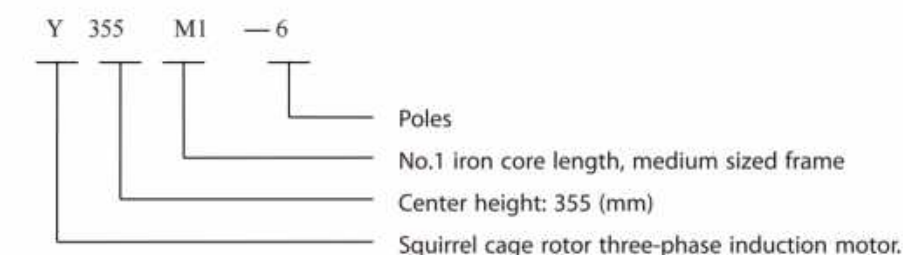
The motor type is composed of the product code and size code in accordance with the regulations of GB4831. The product code is represented by the motor series code which meaning is show as belows:

Y—— Squirrel cage rotor three-phase induction motor

YR——Wound rotor three-phase induction motor

The size code is composed of the center height, core length sequence and pole quantity.

Example:



4. 结构说明

电动机机座和端盖均采用高强度铸铁, 定子采用外压装结构。中心高 315、355 定子绕组采用扁铜成型硬绕组或圆铜线嵌软绕组, 采用 B 级或 F 级绝缘材料, 绕组端部固定采用特殊绑扎工艺、牢固可靠, 整个定子采用真空压力浸渍 F 级无溶剂漆 (VPI) 处理, 由此, 电动机具有优良可靠的绝缘性能和防潮、抗冲击能力。

本系列电动机鼠笼转子采用铸铝转子, 运行可靠; 绕线转子采用 F 级绝缘材料, 进行真空压力浸渍 F 级无溶剂漆 (VPI) 处理。

轴承为滚动轴承, 其防护等级为 IP23。

315~355 电机配备不停机加油和排油装置, 可用专用加油工具进行不停机加排油。

主出线盒为密封结构, 防护等级为 IP54。一般装于电机右侧 (从轴伸端看), 根据用户需要也能装于左侧。出线盒内有单独的接地端子。

4. Construction Description

The frames and end-shields of this series motors adopts high rigidity casting iron, the stator employs the externally pressing structure. Stator winding (H315, 355) consists of flat copper formed hard coil or circular copper formed random coil. It employs class B or F insulating materials. the fixing of winding terminals employs the special binding process, fixed and reliable. The whole stator is treated by the vacuum pressure impregnation (VPI) F solventless paint. Thus, the motor has the excellent and reliable insulation performance, damp-proof and shock resistance.

The squirrel cage rotor in this series motor mostly adopts cast aluminum rotor, running reliable. The wound rotor employs the F-level insulation material and uses the vacuum pressure impregnation F-level solventless paint (VPI) for treatment.

The motor employs the rolling bearing structure and the basic protection class is IP23.

The motor (315~355) has the special oil filling tools may be used for filling and exhausting the oil without stopping the machine.

The main terminal box employs the sealed structure, and the protection class is IP54. They are generally installed in the right side of motor (view facing shaft end of the electric motor). It also can installed in the left side of motor according to the requirement of users. The box has the separate grounding terminals.

5. 鼠笼型异步电动机的起动(Y 系列)

(1) 鼠笼型异步电动机的转子采用了先进的计算技术来计算鼠笼转子的起动温升和应力, 以防电动机因起动负载过重而导致电机早期损坏。建议用户核查:

被驱动机械设备转动部分的转动惯量(折算到电动机转速后)应不超过技术数据表中[负载 J]项的数值;

(2) 用户的电网应保证电动机在起动过程中的电机端电压不低于额定电压的 85%;

(3) 被传动机械的阻力矩特性为水泵、风机类阻力矩特性。

在上述条件下, 电动机允许在实际冷状态下连续起动两次, 电动机在两次起动之间为自然停车; 或者在电动机热状态下起动一次。超出以上限制的再次起动电动机应在停车 1 小时以后。

如果需要电动机传动的机械转动部分的转动惯量超过技术数据表中的[负载 J]数值, 或要求频繁起动电动机, 或有可能带重负载起动的电动机, 务必请事先和我公司联系协商, 以便特殊设计, 确保电动机的可靠起动。

5. Starting of Squirrel Cage Type Induction Motor

The squirrel cage rotor of induction motor have adopted the advanced computer technique to calculate the starting temperature and pressure of the squirrel rotor, thus avoid the motor's destroy at a early period because of the motor's overloaded while starting. So we suggest users to check the items as belows:

(1) The moment of inertial (after being converted to motors rotating speed) of the rotating part of the driven mechanical equipment should not over these values of (loading J) item shown in the technical table;

(2) Customers should guarantee the voltage of electric network across the motor's terminals not lower than 85% of the rated value during starting;

(3) The resistance moment feature of driven machines is the resistance moment feature of water pump and fan.

Under the above mentioned conditions, motor may be permitted to be started at actual cold condition for twice continuously, or at hot condition for once, the interval of two times starting is natural stoppage. If there is need to start over above limit, it must wait for one hour.

If the moment of inertia of the mechanical rotating part of the machinery being drive is over the value shown in (loading J) item of technical data, or there is a requirement to start motor frequently, or it is possible to start the motor under heavy loading, it is necessary to contact with our company for negotiating about specific design so as to ensure the reliable start-up of motor.

6. 订货须知

请在订货时注明以下内容:

- (1) 电机型号: Y355M1-6
- (2) 额定频率: 50Hz
- (3) 额定功率: 185kW
- (4) 额定电压: 380V
- (5) 极 数: 6 极
- (6) 防护等级: IP23
- (7) 冷却方法: IC01
- (8) 安装型式: IMB3
- (9) 旋转方向: 顺时针方向 (面对电动机轴伸端看)
- (10) 出线盒位置: 电动机右侧 (面对电动机轴伸端看)

6. Order Information

Please specify the following items when placing the order:

- (1) Motor type: Y355M1-6
- (2) Rated frequency: 50Hz
- (3) Rated power: 185kW
- (4) Rated voltage: 380V
- (5) Poles: 6-pole
- (6) Protection class: IP23
- (7) Cooling method: IC01
- (8) Installation method: IMB3
- (9) Rotating direction: Clockwise (view facing shaft end of electrical motor)
- (10) Position of terminal box: Motor's right side (view facing shaft end of electrical motor)

7. 注意事项

- (1) 核查被驱动机械设备转动惯量(折算到电动机的转速后), 请查阅前述第 5 章: 鼠笼型电动机的起动;
- (2) 如工作条件有变化或其它特殊要求, 需另签订技术协议方可签订货合同;
- (3) 样本内表中所列的技术性能数据均为保证值, 供设计选用和定货时参考;
- (4) 随着技术的进步和有关国内外标准的修改, 样本内技术数据及尺寸有所变动, 不另行通知, 订货后请向我公司索取正式外形图。

7. Notice

- (1) To check the moment of inertia (after being converted to motor's rotating speed) of rotating part of the driven machinery, please to consult the content of the fifth section: Squirrel cage type motor starting;
- (2) If working condition being changed or other special requirement, it is necessary to sign a technical agreement before ordering;
- (3) All technical property values shows in the sample table are guarantee values, which is a reference for design and ordering;
- (4) Due to the technology development and the revise of relative state standards, if here have any changes in the technical data, we would not prior notice. After ordering, please to ask for the formal outline drawing of our company.

8. 技术数据表

8. Technical data

Y、YR 系列(IP23)低压三相异步电动机 (机座号 280 ~ 355)
Y, YR Series Low Voltage Three-phase Induction Motors (IP23)(H280 ~ 355)

Y、YR 系列(IP23)低压三相异步电动机 (机座号 280 ~ 355)
Y, YR Series Low Voltage Three-phase Induction Motors (IP23)(H280 ~ 355)

Y (IP23) 系列技术数据 (380V) 保证值

Y (IP23) series technical data (380V) guarantee value

型号	额定 功率 (kW)	额定 转速 (r/min)	定子 电流 (A)	额定 效率 (%)	功率 因数 $\cos \varphi$	堵转电流 额定电流 I_{st}/I_n	堵转转矩 额定转矩 T_{st}/T_n	最大转矩 额定转矩 T_m/T_n	转动惯量 $GD^2/4$ ($kg \cdot m^2$)		参考 重量 (kg)
									电机 J_m	负载 J	
Y280M-2	132	2960	240.9	92.5	0.90	6.8	1.6	2.2	1	31.7	750
Y315S-2	160	2960	292.0	92.5	0.90	6.8	1.4	2.0	2	32.8	870
Y315M1-2	185	2960	337.6	92.5	0.90	6.8	1.4	2.0	2	38.2	915
Y315M2-2	200	2960	363.1	93.0	0.90	6.8	1.4	2.0	3	41.2	925
Y315M3-2	220	2960	397.2	93.5	0.90	6.8	1.4	2.0	3	45.6	960
Y315M4-2	250	2960	460.2	93.8	0.88	6.8	1.2	2.0	3	44.3	980
Y355M1-2	250	2970	460.2	93.8	0.88	6.5	1.2	1.8	5	41.5	1450
Y355M2-2	280	2970	514.3	94.0	0.88	6.5	1.0	1.8	5	38.4	1445
Y355M3-2	315	2970	572.1	94.0	0.89	6.5	1.0	1.8	5	43.8	1545
Y355L1-2	355	2970	642.7	94.3	0.89	6.5	1.0	1.8	6	48.8	1545
Y280S-4	110	1480	205.3	92.5	0.88	6.8	1.7	2.2	2	114.8	780
Y280M-4	132	1480	245.1	93.0	0.88	6.8	1.3	2.2	2	105.0	820
Y315S-4	160	1480	297.0	93.0	0.88	6.8	1.4	2.0	3	136.9	870
Y315M1-4	185	1480	341.6	93.5	0.88	6.8	1.4	2.0	3	158.3	915
Y315M2-4	200	1480	368.1	93.8	0.88	6.8	1.4	2.0	4	171.1	985
Y315M3-4	220	1480	404.1	94.0	0.88	6.8	1.4	2.0	4	188.1	990
Y315M4-4	250	1480	457.7	94.3	0.88	6.8	1.2	2.0	4	183.1	1075
Y355M1-4	250	1484	457.7	94.3	0.88	6.5	1.2	1.8	8	178.8	1570
Y355M2-4	280	1484	506.9	94.3	0.89	6.5	1.2	1.8	8	201.2	1580
Y355M3-4	315	1484	563.9	94.3	0.90	6.5	1.0	1.8	8	187.4	1660
Y355L1-4	355	1484	634.2	94.5	0.90	6.5	1.0	1.8	9	211.3	1670
Y280S-6	75	990	143.1	91.5	0.87	6.5	1.8	2.0	2	186.2	760
Y280M-6	90	990	168.9	92.0	0.88	6.5	1.8	2.0	3	223.3	820
Y315S-6	110	980	206.6	93.0	0.87	6.5	1.3	1.8	4	199.4	915
Y315M1-6	132	980	246.6	93.5	0.87	6.5	1.3	1.8	5	239.9	990
Y315M2-6	160	980	297.9	93.8	0.87	6.5	1.3	1.8	5	291.2	1050
Y355M1-6	185	984	343.7	94.0	0.87	6.0	1.1	1.8	8	279.9	1530
Y355M2-6	200	984	371.6	94.0	0.87	6.0	1.1	1.8	8	302.6	1570
Y355M3-6	220	984	404.1	94.0	0.88	6.0	1.1	1.8	9	332.9	1640
Y355M4-6	250	984	457.7	94.3	0.88	6.0	1.1	1.8	10	378.9	1650
Y355L1-6	280	984	512.7	94.3	0.88	6.0	1.1	1.8	11	424.4	1760

Y (IP23) 系列技术数据 (380V) 保证值

Y (IP23) series technical data (380V) guarantee value

型号	额定 功率 (kW)	额定 转速 (r/min)	定子 电流 (A)	额定 效率 (%)	功率 因数 $\cos \varphi$	堵转电流 额定电流 I_{st}/I_n	堵转转矩 额定转矩 T_{st}/T_n	最大转矩 额定转矩 T_m/T_n	转动惯量 $GD^2/4$ ($kg \cdot m^2$)		参考 重量 (kg)
									电机 J_m	负载 J	
Y280S-8	55	740	114.8	91.0	0.80	6.0	1.8	2.0	3	244.6	760
Y280M-8	75	740	153.8	91.5	0.81	6.0	1.8	2.0	3	333.9	820
Y315S-8	90	740	183.1	92.2	0.81	6.0	1.3	1.8	5	287.2	915
Y315M1-8	110	740	222.3	92.8	0.81	6.0	1.3	1.8	6	351.4	990
Y315M2-8	132	740	265.4	93.3	0.81	6.0	1.3	1.8	6	422.2	1100
Y355M1-8	132	739	265.4	93.3	0.81	5.5	1.3	1.8	12	417.8	1450
Y355M2-8	160	739	321.0	93.5	0.81	5.5	1.1	1.8	12	428.8	1540
Y355M3-8	185	739	371.1	93.5	0.81	5.5	1.1	1.8	13	497.2	1640
Y355M4-8	200	739	401.2	93.5	0.81	5.5	1.1	1.8	13	538.0	1650
Y355L1-8	220	739	439.0	94.0	0.81	5.5	1.1	1.8	14	592.1	1760
Y355L2-8	250	739	511.5	94.0	0.79	5.5	1.1	1.8	15	673.8	1850
Y315S-10	55	590	123.4	91.5	0.74	5.5	1.2	1.8	5	254	870
Y315M1-10	75	590	165.2	92.0	0.75	5.5	1.2	1.8	7	346	990
Y315M2-10	90	590	195.6	92.0	0.76	5.5	1.2	1.8	7	417	1050
Y355M1-10	90	590	195.6	92.0	0.76	5.5	1.2	1.8	10	414	1420
Y355M2-10	110	590	231.6	92.5	0.78	5.5	1.0	1.8	12	421	1490
Y355M3-10	132	590	273.6	92.8	0.79	5.5	1.0	1.8	13	506	1620
Y355L1-10	160	590	331.6	92.8	0.79	5.5	1.0	1.8	15	614	1720
Y355L2-10	185	590	382.6	93.0	0.79	5.5	1.0	1.8	16	711	1820
Y355M-12	90	492	200.9	92.0	0.74	5.5	1.0	1.8	13	496	1610
Y355L1-12	110	492	241.4	92.3	0.75	5.5	1.0	1.8	15	607	1720
Y355L2-12	132	492	289.1	92.5	0.75	5.5	1.0	1.8	16	730	1810

Y、YR 系列(IP23)低压三相异步电动机 (机座号 280 ~ 355)

Y, YR Series Low Voltage Three-phase Induction Motors (IP23)(H280 ~ 355)

Y、YR 系列(IP23)低压三相异步电动机 (机座号 280 ~ 355)

Y, YR Series Low Voltage Three-phase Induction Motors (IP23)(H280 ~ 355)

YR (IP23) 系列技术数据 (380V) 保证值

YR (IP23) series technical data (380V) guarantee value

型号	额定功率 (kW)	额定转速 (r/min)	定子电流 (A)	额定效率 (%)	功率因数 $\cos \varphi$	转子电流 (A)	转子电压 (V)	最大转矩 额定转矩 T_m/T_n	转动惯量 $GD^2/4$ ($\text{kg}\cdot\text{m}^2$)	参考重量 (kg)
YR280S-4	110	1460	205.2	91.5	0.89	196	349	3.0	4	680
YR280M-4	132	1460	243.6	92.5	0.89	194	419	3.0	4	730
YR315S-4	160	1470	302.1	92.5	0.87	327	296	1.8	4	950
YR315M1-4	185	1470	348.2	92.8	0.87	339	330	1.8	4	995
YR315M2-4	200	1470	374.4	93.3	0.87	323	373	1.8	5	1065
YR315M3-4	220	1470	411.8	93.3	0.87	356	373	1.8	5	1070
YR315M4-4	250	1470	467.0	93.5	0.87	351	427	1.8	5	1155
YR355M1-4	250	1480	467.0	93.5	0.87	473	328	1.8	15	1810
YR355M2-4	280	1480	509.6	93.8	0.89	531	329	1.8	17	1830
YR355M3-4	315	1480	572.1	94.0	0.89	508	383	1.8	17	1900
YR355L1-4	355	1480	642.7	94.3	0.89	575	384	1.8	20	1920
YR280S-6	75	970	143.1	90.5	0.88	121	392	2.5	4	685
YR280M-6	90	970	168.8	91.0	0.89	118	481	2.5	5	735
YR315S-6	110	975	210.1	92.5	0.86	258	268	1.8	7	995
YR315M1-6	132	975	251.3	92.8	0.86	270	306	1.8	9	1070
YR315M2-6	160	975	303.0	93.3	0.86	279	358	1.8	9	1130
YR355M1-6	185	980	350.3	93.3	0.86	373	314	1.8	10	1740
YR355M2-6	200	980	377.9	93.5	0.86	374	338	1.8	11	1780
YR355M3-6	220	980	410.9	93.5	0.87	360	383	1.8	12	1860
YR355M4-6	250	980	465.5	93.8	0.87	393	399	1.8	13	1870
YR355L1-6	280	980	521.3	93.8	0.87	350	488	1.8	13	1980
YR280S-8	55	720	114.5	89.0	0.82	125	279	2.2	5	680
YR280M-8	75	720	154.4	90.0	0.82	131	359	2.2	5	730
YR315S-8	90	730	188.1	92.0	0.79	231	237	1.8	8	995
YR315M1-8	110	730	228.7	92.5	0.79	234	286	1.8	8	1070
YR315M2-8	132	730	273.6	92.8	0.79	252	327	1.8	9	1180
YR355M1-8	132	735	273.6	92.8	0.79	315	265	1.8	10	1690
YR355M2-8	160	735	321.7	93.3	0.81	329	306	1.8	11	1740
YR355M3-8	185	735	371.9	93.3	0.81	317	365	1.8	12	1830
YR355M4-8	200	735	402.1	93.3	0.81	344	365	1.8	14	1840
YR355L1-8	220	735	441.4	93.5	0.81	329	417	1.8	15	1980
YR355L2-8	250	735	507.8	93.5	0.80	319	486	1.8	17	2050

YR(IP23)系列技术数据(380V) 保证值

YR (IP23) series technical data (380V) guarantee value

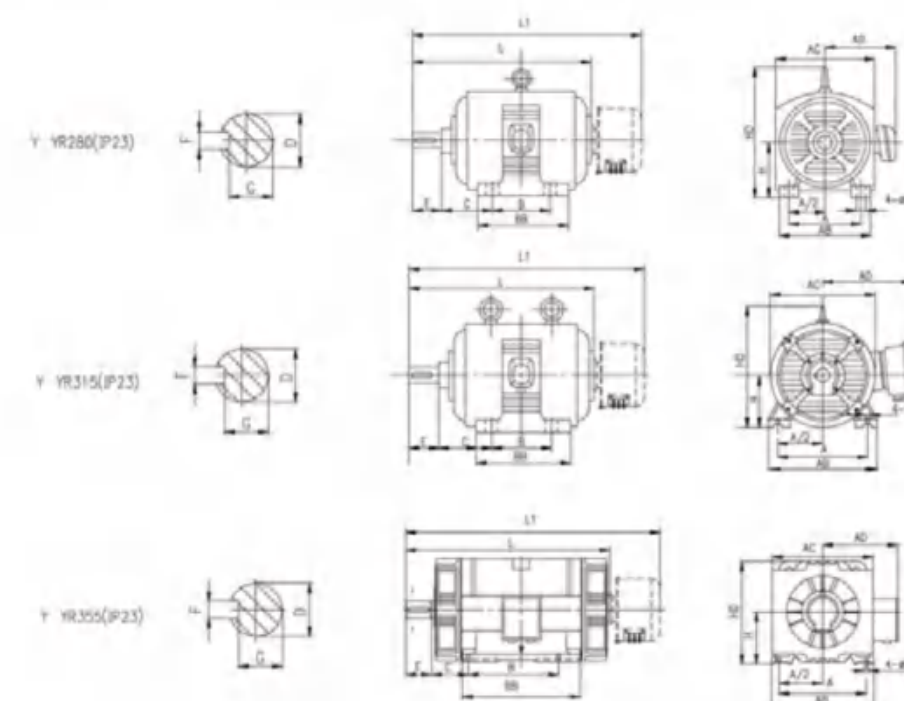
型号	额定功率 (kW)	额定转速 (r/min)	定子电流 (A)	额定效率 (%)	功率因数 $\cos \varphi$	转子电流 (A)	转子电压 (V)	最大转矩 额定转矩 T_m/T_n	转动惯量 $GD^2/4$ ($\text{kg}\cdot\text{m}^2$)	参考重量 (kg)
YR315S-10	55	580	125.5	90.0	0.74	228	148	1.8	7	950
YR315M1-10	75	580	169.2	91.0	0.74	238	198	1.8	9	1070
YR315M2-10	90	580	199.3	91.5	0.75	262	210	1.8	16	1130
YR355M1-10	90	586	199.3	91.5	0.75	324	175	1.8	16	1630
YR355M2-10	110	586	232.9	92.0	0.78	344	202	1.8	18	1710
YR355M3-10	132	586	275.1	92.3	0.79	347	239	1.8	19	1830
YR355L1-10	160	586	333.4	92.3	0.79	342	292	1.8	21	1940
YR355L2-10	185	586	384.7	92.5	0.79	351	328	1.8	23	2040
YR355M-12	90	490	203.1	91.0	0.74	289	195	1.8	19	1820
YR355L1-12	110	490	244.1	91.3	0.75	311	223	1.8	21	1950
YR355L2-12	132	490	292.3	91.5	0.75	318	260	1.8	23	2040

9. 电动机安装及外形尺寸

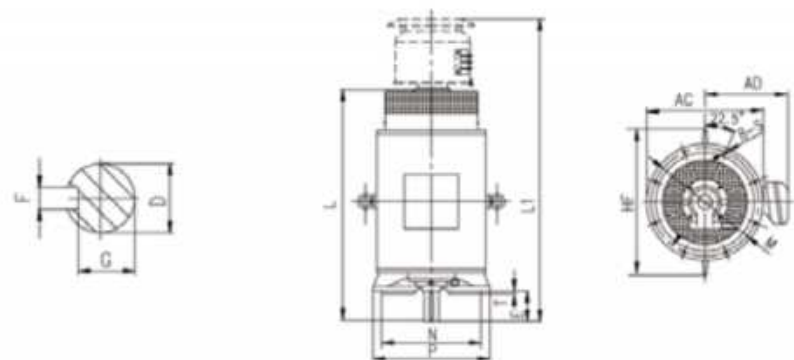
9. Dimension and Installation Size Drawing

Y、YR280~355 (IP23) IMB3 机座带底脚、端盖上无凸缘的电动机安装及外形尺寸

Dimension and installation size of Y, YR280~355 (IP23) IMB3 frame with footing and end shield without flange



Y YR315~355 (IP23) IMV1 机座不带底脚、端盖上带凸缘、轴伸朝下的电动机安装及外形尺寸图
Dimension and installation size of Y, YR315~355 (IP23) IMV1 frame without footing, end shield with flange and shaft extension downwards



FAGGIOLATI®
Always Be Better

机座号 Frame No.	极数 Poles	安装尺寸 Installation size									外形尺寸 Dimension				
		D	E	F	G	M	N	P	S	T	AC	AD	HF	L	L1
315S	2	70	140	20	62.5	600	550	660	24	6	620	540	880	1360	—
	4~10	90	170	25	81									1390	130
315M	2	70	140	20	62.5	740	680	800	24	6	800	650	910	1460	—
	4~10	90	170	25	81									1490	1830
355M	2	75	140	20	67.5	740	680	800	24	6	800	650	910	1645	—
	4~12	100	210	28	90									1675	2045
355L	2	75	140	20	67.5	740	680	800	24	6	800	650	910	1645	—
	4~12	100	210	28	90									1675	2045